

AQUARIUS SPA PARTS



The Perfect Part for Any Spa

www.aquarius-spaparts.nz

07 572 1637 | peter.tps@outlook.com

 AQUARIUS LEISURE

BALBOA
water group

DAVEY

 **spanet**
Innovative Spa & Pool Solutions


GECKO

LX

Waterway
Pool & Spa Products

aqua-flo
by **GECKO**

CONTENTS

PUMPS & PUMP PARTS

5

SKID PACKS & SPA PACKS

18

CONTROL BOXES, PCB'S,
TOUCH PANELS & OVERLAYS

24

HEATERS

53

AIR BLOWERS

62

PLUMBING

64

JETS & JET PARTS

82

FILTERS & OZONES

103

CHEMICALS

117

SMALLER COMPONENTS

118

LIGHTING

129

SPANET PARTS

134

LATEST PRODUCTS



Spa Touch H2 Panel



Spa Touch H2 Sq. Panel



Spa Touch H2T Panel



3.0KW Heater M7 Plus

These touch panels are compatible with the *BP Series*. They have a touch screen functionality with a *Hi-Tec* digital screen. With easy navigation, these panels feature *multiple languages* with a *friendly user interface*.

Heater assembly with *M7 Technology* by using a sensor at each end of the assembly. *BP200 Compatibility*

SKU TS-ST392

SKU TS-ST393

SKU TS-ST394

SKU HT-GM437



TP500 Topside Control



Balboa Bluetooth Audio



BP200UX Control Box



Balboa Exp. Board

The TP500 works with Balboa BP Series such as *BP601* and *BP2100*. Also using 4 black plastic pins in a grid formation, this topside uses *Serial Standard style* - 4 large digits in a horizontal line with scrolling text. *Overlay included.*

Listen to your favorite tunes playlist or stream music from the convenience of easy to use menus.

The *bba™* can be controlled via your smart device or topside panel (*spaTouch™1* and *™2*).

This electronic control pack and heater has been designed to be able to run from the comfort of your home or whilst you are away.

With a new WiFi receiver, the BP200 can be operated via *Android®* or *iPhone®*

This PCB is used in the *BP200UX Balboa System* to add a 1 speed pump or blower.

Compatible with *BP200UX control boxes. (CB-EX231)*

SKU TS-TP500

SKU AV-BBA20

SKU BX-BP101

SKU CB-EX233

PUMPS & PUMP PARTS



BALBOA®

water group

NIAGARA

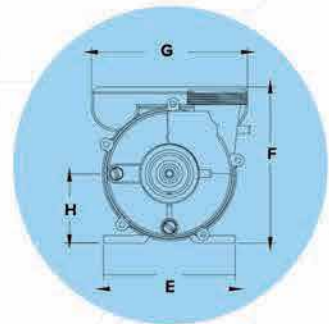
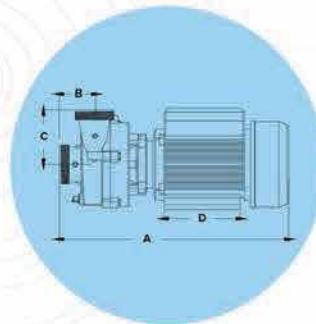


All seals are *carbon ceramic* with *Viton®* elastomers for *long-lasting performance*.

Multi-directional volute mountings provide the flexibility to accommodate any configuration.

High flow rates exceeding 44m³/h for *maximum performance* your luxury applications.

The *Niagara pumps* are *VDE approved* according to European norms *EN60335-1* and *EN60335-2-41*.



Material Numbers

Pump Dimensions (MM) - D & E represent center line of mounting holes

SKU	Volt	Hz	KW	Amps	HP	Speed	Cable	A	B	C	D	E	F	G	H
PW-NG210	230V	50Hz	1.9	9.0	2HP	Single	3m with AMP plug	397	67	109	102	125	203	168	94
PW-NG220	230V	50Hz	1.9/ 0.40	9.0/ 1.9A	2HP	2-Speed	3m with AMP plug	459	67	109	125	140	203	203	94
PW-NG310	230V	50Hz	2.5	11.5A	3HP	Single	3m with AMP plug	459	67	109	125	140	203	203	94
PW-NG320	230V	50Hz	2.5/ 0.55	11.5/ 2.5A	3HP	2-Speed	3m with AMP plug	459	67	109	125	140	203	203	94

The pumps with 2 values for the amps, are the 2 speed pumps, so it is at high and low speed.

Balboa/Pentair Durajet 2.0 HP 1 SPD Pump

Motor HP: 2.0
Amps: 8.7

Length: 438mm
Height: 221mm
Width: 165mm



SKU

PW-DJ201

Balboa/Pentair Durajet 2.0 HP 2 SPD Pump

Motor HP: 2.0
Amps: 1.9/9.0

Length: 438mm
Height: 221mm
Width: 165mm



SKU

PW-DJ202

Balboa HA350 Circulation Pump

Found on larger whirlpool bath settings and also some smaller Hot Tubs or Spas. This pump is a scoop neck suction with 1.5 inch inlet and outlets.

Motor HP: 0.75
Amps: 3.1
Length: 335mm
Height: 165mm
Depth: 135mm



SKU

PW-HA350

Balboa Perseus 460 Whirlpool Pump

Found on larger whirlpool bath settings and also some smaller Hot Tubs or Spas. It has 1.5 inch inlet and outlets.

Motor HP: 1.61
Amps: 6.2

Length: 335mm
Height: 210mm
Depth: 175mm



SKU

PW-PE460

Balboa Economic Circulation Pump

This pump is a lot stronger than your average whirlpool bath pump. The circ pump needs to be installed close to the heater and preferably upstream.

Motor HP: 0.25
Amps: 0.8

Length: 343mm
Height: 177mm
Depth: 160mm



SKU

PC-BA104

Balboa HA440NG

The HA440NG replaces the old HA440 used on Spaform with the aid of a thick flat gasket on the outlet.

Length: 390mm
Height: 230mm
Depth: 190mm

Connections: 2" intake x 2" outlet
Cable supplied: 3m AMP cord



Model	Amps	SKU
1.5 HP 1 speed	5.7	PW-HA442
1.5 HP 2 speeds	1.5 / 5.7	PW-HA443

Balboa Niagara

This pump is based on the previous Sta-Rite model sometimes used in Spas such as Master Spas etc.

Two 2 inch and two 63mm unions are included with this pump.

Model	Amps	Length	Height	Depth	SKU
2 HP, 1 speed	9.0	459	203	203	PW-NG210
2 HP, 2 speed	1.9 / 9.0	459	203	203	PW-NG220
3 HP, 1 speed	11.5	459	203	203	PW-NG310
3 HP, 2 speed	2.5 / 11.5	459	203	203	PW-NG320

Connections: 2" intake x 2" outlet
Cable supplied: 3m AMP cord



LX JA Series

The JA series can be found in many different brands of Hot Tubs and not only those manufactured in China. The JA series starts right from the low power circ pumps moving up to single speed boost pumps. All use the same style of self-draining, scooped neck intake and all units are 1.5" socket connection for both the intake and the outlet. Most models have an optional air switch. Unions 1.5" included.



JA35 & JA50



JA75 & JA100



JA200

Model	Amps	Motor HP	Length	Height	Depth	SKU
JA35	1.6	0.33	325	185	155	PC-JA350
JA50	2.0	0.5	325	185	155	PC-JA500
JA75	3.2	0.75	325	185	155	PC-JA750
JA100	3.8	1	350	205	160	PC-JA100
JA200	7.0	2	400	215	190	PW-JA200

LX TDA Series

The TDA series can be found in many different brands of Hot Tubs mainly of Chinese origin. The TDA series starts from the low power circ pumps moving up to single speed boost pumps. All use the same style of self-draining, scooped neck intake and all units use 1.5" socket connections. Most models have an optional air switch. This series also has a distinct yellow design. Unions 1.5" included.



TDA50



TDA150 & TDA200

Model	Amps	Motor HP	Length	Height	Depth	SKU
TDA50	2.0	0.5	320	190	160	PC-TD050
TDA75	3.2	0.75	350	205	160	PC-TD075
TDA100	3.8	1	350	190	140	PC-TD100
TDA150	5.8	1.5	400	205	175	PW-TD150
TDA200	7.0	2.14	400	205	175	PW-TD200

LX EA Series

Length: 380mm
Height: 205mm
Depth: 160mm

Connections: 1.5"
Cable Supplied: Plain wire



Model	Amps	Motor HP	SKU
EA350	3.8	1	PC-EA350
EA390	4.6	1.2	PC-EA390
EA450	5.8	1.5	PC-EA450

LX DH1.0 with Air Switch (optional)

Motor HP: 1.0
Amps: 3.6

Length: 350mm
Height: 190mm
Depth: 140mm



SKU
PC-DH100

LX WTC50M Circulation Pump

Length: 290mm
Height: 200mm
Width: 160mm



Model	Amps	Motor HP	SKU
WTC50	1.6	0.33	PC-WTC50
WTC100	3.8	1.0	PC-WTC10
WTC120	4.6	1.2	PC-WTC12
WTC150	6.1	1.5	PC-WTC15
WTC200	7.0	2.0	PC-WTC20

LX Swim Series



Model	Amps	Motor HP	SKU
SWIM025	1.9	0.5	PP-SWP50
SWIM035	2.7	0.75	PP-SWP75
SWIM050	3.8	1.0	PP-SWP10
SWIM100	5.8	1.5	PP-SWP15
SWIM150	7.0	2.0	PP-SWP20

LX LP & WP Series

The LP series pumps are single speed units. The WP series are dual speed units to offer both filtration and massage capabilities. Both series of pumps come with two 2" connections and are supplied with unions. Once only used by Chinese manufacturers, these pumps have become reliable enough that manufacturers such as Sundance, Jacuzzi, Canadian Spas etc. are now using them.



LP150, LP200, LP250 & LP300



WP200, WP250 & WP300



WP400-I & WP500-II

Model	Amps	Motor HP	Length	Height	Depth	SKU
LP150	5.8	1.5	382	218	202	PW-LP150
LP200	7.0	2	382	218	202	PW-LP200
LP250	8.0	2.5	382	218	202	PW-LP250
LP300	10.0	3	397	218	202	PW-LP300
WP200-II	2.0 / 7.0	3/8 / 2	434	235	202	PW-WP200
WP250-II	2.5 / 9.0	1/2 / 2.5	434	235	202	PW-WP250
WP300-II	3.0 / 10.0	5/8 / 3	434	235	202	PW-WP300
WP400-I	12.0	4	415	197	202	PW-WP400
WP500-II	4.5 / 15.0	4	415	197	202	PW-WP500

Waterway Tiny Might

1" connections. Comes with no unions (to buy separately)

Length: 250mm
Height: 150mm
Depth: 125mm



Amps	Motor HP	SKU
1.1/1.3	0.28	PC-WW110

Waterway Iron Might

1.5" connections. Comes with no unions (to buy separately)

Length: 320mm
Height: 210mm
Depth: 175mm



Amps	Motor HP	SKU
0.9	0.21	PC-WW118

Aqua-flo Circ Master (New Model)

Comes complete with unions.

Motor HP: 0.07
 Amps: 0.63

Length: 330mm
 Height: 210mm
 Width: 200mm



SKU	Discharge
PC-CM113	Side
PC-CM114	Centre

Aqua-flo Circ Pump for Jacuzzi / Sundance (2 x 2) (New)

Motor HP: 1/15
 Amps: 0.62

Length: 330mm
 Height: 210mm
 Width: 175mm



SKU
PC-CM118

Aqua-flo XP2e

This pump can be used on a variety of Spas.

Connections: 2" intake x 2" outlet
Cable supplied: AMP cord

Model	Amps	Length	Height	Depth	SKU
1.5 HP, 2 speed	1.2/6	378	203	200	PW-AF152
2 HP, 1 speed	6.7	378	203	200	PW-AF201
2 HP, 2 speed	1.6 / 7.9	378	203	200	PW-AF202
2.5 HP, 1 speed	7.8	378	203	200	PW-AF251
2.5 HP, 2 speed	1.7 / 9.8	414	243	200	PW-AF252
3 HP, 1 speed	10.3	414	243	200	PW-AF301



Laing E10 circulation pumps

Power: 65 watts

Length: 154mm
Height: 125mm
Depth: 105mm

Connection	SKU
3/4" Smooth Barb	PC-LG124
3/4" Thread Barb	PC-LG128
1" Smooth Barb	PC-LG127



PC-LG124

Laing E10 Fixed Speed Pump w/Built In Flow Switch (Smooth Barb)

This pump is the well known common E10 used by Dimension 1 with a Built In Flow Switch to connect to the PCB.

Length: 154mm
Height: 125mm
Width: 105mm

Power: 70 watts

SKU

PC-LG129



Laing E14

Silent running circ pump with 1.5" connections. Comes fitted with Amp Cable.

Power: 110 watts
Connections: 1.5" x 1.5"

Length: 154mm
Height: 162mm
Depth: 105mm

SKU

PC-LG126



DXD-320E Pump Single Speed 2.0HP

Manufactured: DXD

Type: Water pump / Jet pump

Motor HP: 2.0

Length: 415 mm
Height: 245 mm
Width: 160 mm

SKU

PW-DX320



DXD-325A Pump Single Speed 2.5HP

Manufactured: DXD

Type: Water pump / Jet pump

Motor HP: 2.5

Length: 463 mm
Height: 256 mm
Width: 160 mm

SKU



DXD-325AS Pump Dual Speed 2.5HP

Manufactured: DXD

Type: Water pump / Jet pump, 2 speed filtration pump

Motor HP: 2.5

Length: 463 mm
Height: 256 mm
Width: 160 mm

SKU

PW-DX326



DXD Circulation Pump

Manufactured: DXD

Type: Circulation pump



Model	Motor HP	Length	Height	Depth	SKU
300E	0.5	325	218	156	PW-DX300
310E	1.0	421	226	160	PW-DX310
310T	0.4	330	196	134	PW-DX311

Aqua-Flo Wet Ends

Overall, almost all Aqua-Flo Euro pumps with 80 and 90 frame (also referred to as 56 frame) are assembled with a 6.1" wet end (volute number 92770715). But some manufacturers used "north american" 50Hz motors for spas exported to Europe, so you may find in the field some pumps with a 6.3" wet end. The best way to know for sure is to measure the distance between opposite legs as shown in the picture below.



Distance	Volute #	Size
5.134" or 13.04cm	92770705	48f
5.688" or 14.45cm	92770715	56f (6.1")
5.810" or 14.75cm	92770725	56f (6.3")

Size	HP	Connections	Discharge	Intake	Height	Width	Depth	SKU
48f	1/15	1.5" x 1.5"	Side	Centre	200mm	160mm	140mm	PW-AF534
48f	0.75	1.5" x 1.5"	Side	Centre	200mm	160mm	140mm	PW-AF375
48f	0.75	1.5" x 1.5"	Centre	Centre	185mm	160mm	140mm	PW-AF374
48f	2	1.5" x 1.5"	Centre	Centre	175mm	160mm	140mm	PW-AF320
48f	2	2" x 2"	Side	Centre	200mm	185mm	140mm	PW-AF536
48f	2	2" x 2"	Side	Centre	200mm	185mm	140mm	PW-AF420
48f	3	2" x 2"	Side	Centre	200mm	185mm	140mm	PW-AF430
6.1	1.5	2" x 2"	Side	Centre	192mm	185mm	140mm	PW-AF525
6.1	2	2" x 2"	Side	Centre	192mm	185mm	140mm	PW-AF530
6.1	2.5	2" x 2"	Side	Centre	192mm	185mm	140mm	PW-AF526
6.1	3	2" x 2"	Side	Centre	192mm	185mm	140mm	PW-AF531
6.3	1.5	2" x 2"	Side	Centre	192mm	185mm	140mm	PW-AF515
6.3	2	2" x 2"	Side	Centre	192mm	185mm	140mm	PW-AF520



PW-AF375



PW-AF374



PW-AF320



PW-AF420
PW-AF430



PW-AF525, PW-AF530
PW-AF526, PW-AF531



PW-AF515
PW-AF520

LX Wet Ends



Models	Height	Width	Depth	SKU
DH1.0	180mm	130mm	160mm	PC-LX301
WTC50M	200mm	100mm	160mm	PC-LX303
JA35 / JA50	180mm	130mm	160mm	PC-LX302
JA75 / JA100	190mm	260mm	160mm	PC-LX304
JA200	200mm	150mm	190mm	PC-LX305
LP200 / WP200	200mm	150mm	200mm	PW-LX203
LP300 / WP300	200mm	150mm	200mm	PW-LX300
TDA35 / TDA50	180mm	130mm	160mm	PC-LX306
TDA75 / TDA100	190mm	260mm	160mm	PC-LX307
TDA150	220mm	290mm	190mm	PC-LX308
TDA200	200mm	150mm	190mm	PC-LX311
EA350	180mm	165mm	165mm	PW-LX304
EA450	180mm	165mm	165mm	PC-LX310
WP400	202mm	195mm	140mm	PW-LX401
WP500	202mm	195mm	140mm	PC-LX502

Waterway Impellers

PW-W6040



PW-W6031



PW-W6050



HP	Compatibility	Outer diam.	Intake outer diam.	Height if stood on shaft	Space between front and rear plate	SKU
3	Hi-Flo Wet End	95mm	42mm	80mm	11mm	PW-W6033
2	Executive Wet End	115mm	55mm	75mm	6mm	PW-W6030
3	Executive Wet End	115cm	55mm	75mm	10mm	PW-W6031
4	Executive Wet End	104cm	55mm	85mm	15mm	PW-W6040
5	Executive Wet End	115cm	55mm	85mm	15mm	PW-W6050

Aqua-Flo Impellers



PW-AF434



PW-AF377



PW-AF376



PW-AF432



PW-AF431

HP	Compatibility	Outer diam.	Intake outer diam.	Height if stood on shaft	Space between front and rear plate	SKU
1	FMCP/FMHP	90mm	44mm	90mm	5mm	PW-AF377
1.5	XP2e CE	114mm	61mm	78mm	13mm	PW-AF435
2	FMCP/FMHP	90mm	44mm	90mm	12mm	PW-AF376
2	XP2e CE	111mm	48mm	78mm	11mm	PW-AF436
2	HP and CP CE					PW-AF440
2	Flo-Master XP2	110mm	53mm	80mm	6mm	PW-AF432
2.5	Circ Master	100mm	44mm		5mm	PW-AF439
2.5	XP2e	103mm	60mm	85mm	12mm	PW-AF434
3	Flo-Master XP2	110mm	53mm	80mm	11mm	PW-AF431
3	XP2e CE	113mm	55mm	85mm	13mm	PW-AF438

Aqua-flo Wear Ring Flanged for XP2e & XP3 CE

This helps keep the impellor aligned when rotating at high speeds.



SKU

PW-AF080

Aqua-flo XP2 Wear Ring

Ø: 64mm

Intake Ø: 54mm

Works with: 1.0, 2.0 & 3.0hp



SKU

PW-AF433

Waterway 56f 2 inch face plate

Ø: 200mm

Intake Ø: 77mm



SKU
PW-W2562

Waterway 56f 2.5 inch face plate

Ø: 200mm

Intake Ø: 92mm



SKU
PW-W2563

Bleed Screw for Face Plate LP and WP Series



SKU
PL-10088

Self Bleed Plug



PL-10089



PL-10085

Thread	SKU
11mm (OD)	PL-10089
3/8 inch MPT	PL-10085

Face Plate Adapters

To use to adapt a 2" pump to a different plumbing.



Size	SKU
2" - 1.5"	PW-20026
2" - 2.5"	PW-20025

O-Ring for 56f Executive Face Plate

Thickness: 3mm

Diameter: 177mm



SKU
PW-W2560

Waterway Executive Euro 48/56f Wear Ring

Ø: 83mm

Intake Ø: 60mm

Works with:
1.0, 2.0 & 3.0hp



SKU
PW-W6044

Waterway Executive Euro 56f Wear Ring

Ø: 85mm

Intake Ø: 65mm

Works with:
4.0 & 5.0hp only



SKU
PW-W6043

Aqua-flo Seal Kit

Pump models: Aqua-flo, XP2 Flo-Master, Circ Master, XP2E and more from this range.

Length: 31mm
Diameter: 31mm



SKU

SK-PS200

Davey QB Pumps Seal Kit

Pump models: Davey QB

Length: 31mm
Diameter: Ceramic and Spring = 42mm



SKU

SK-SP16S

LX Pump NEW Seal Kit Carbon/Sic/Viton (multi pump 2008 onwards)

This will not fit the other LX pumps prior to 2008.

Length: 30mm
Outer diameter: Ceramic and Spring = 40mm



SKU

SK-LX302

DH1.0 Seal Kit

Pump models: LX DH1.0. This will not fit other LX pumps.

Length: 29mm
Diameter: Ceramic and Spring = 30mm



SKU

SK-LX100

Impeller Tools



Type	SKU
------	-----

Closed Face Impeller Tool **TL-PT127**

Impeller Wedge **TL-PT111**

Armature Holding Tool

Length: 30mm

Diameter: 15mm

Socket: 13mm



SKU

TL-PT128

Capacitor without Leads

Connections: Rear fixing stud 7mm with nut.
2 x flat spade connections to connect wires from pump.



50-63 mfd Start Capacitor

uF / MFD	Length	Diameter	SKU
5	60mm	35mm	CP-MF050
8	75mm	35mm	CP-MF080
10	98mm	37mm	CP-MF100
14	70mm	40mm	CP-MF140
16	70mm	40mm	CP-MF160
20	70mm	40mm	CP-MF200
25	90mm	45mm	CP-MF250
30	90mm	45mm	CP-MF300
35	100mm	50mm	CP-MF350
40	95mm	50mm	CP-MF400
45	100mm	50mm	CP-MF450
50	100mm	50mm	CP-MF500
50-63	100mm	50mm	CP-MF563

Capacitor with Leads

Connections: Rear fixing stud 7mm with nut.
2 core wire ready for crimp connections.



uF / MFD	Length	Diameter	SKU
5	60mm	35mm	CP-MF051
8	75mm	35mm	CP-MF081
10	98mm	37mm	CP-MF101
14	70mm	40mm	CP-MF141
16	70mm	40mm	CP-MF161
20	70mm	45mm	CP-MF201
25	90mm	45mm	CP-MF251
30	90mm	45mm	CP-MF301
35	100mm	50mm	CP-MF351
40	95mm	50mm	CP-MF401
45	100mm	50mm	CP-MF451
50	100mm	50mm	CP-MF501

SKID & SPA PACKS



(Pack 1.1) Balboa GS100 2.0kW with Mini Oval touch pad

Balboa GS100 control box and
Balboa Mini Oval LCD 3 Buttons topside control (VL200)

Topside Buttons: Jets, Temp and Light

Topside Dimensions: 110mm x 40mm



SKU	Pump 1	Pump 2	Pump 3	Blower	Circ Pump	Heater	Light	Topsides
PK-GS101	1 or 2 spd	-	-	-	230V	2kw (separate)	10V	VL200 3 buttons

(Balboa Retrofit Kit 2.3) Balboa BP200UX + TP400

Balboa BP200G1 control box and Balboa TP400 topside control

Topside Buttons: Jets, Temp, Light and AUX

Topside Dimensions: 210mm x 63mm



SKU	Pump 1	Pump 2	Pump 3	Blower	Circ Pump	Heater	Light	Topsides
PK-BBP23	1 or 2 spd	-	-	-	230V	3kw		TP400 4 buttons

CABLE KITS
Cable kits come separately

All Official Balboa Retrofit packs no longer include cable kits and must be purchased separately.

We have created cable kit packs to make it easy for you to add on to your purchase.

SKU	2Pin amp	3Pin amp	4Pin amp
CA-AM500	x1	x4	x1
CA-AM501	x1	x3	x1
CA-AM502	x1	x2	x1



(Balboa Retrofit Kit 3.1) Balboa GS501Z + MVP260

Balboa GS501Z control box and Balboa MVP260 topside control

Topside Buttons: Jets, Blower, Temp and Light

Topside Dimensions: 178mm x 54mm



SKU	Pump 1	Pump 2	Pump 3	Blower	Circ Pump	Heater	Light	Topsides
PK-Z5011	1 or 2 spd			1 (optional)		3kW	1	MVP260 4 buttons

(Balboa Retrofit Kit 3.3) Balboa BP6013G1 + TP600

Balboa BP6013G1 control box and Balboa TP600 topside control (6 buttons)

Topside Buttons: Jets, AUX, Flip, Warm, Light and Cool

Topside Dimensions: 178mm x 86mm

Includes: 1x spa light assembly without lens and 1x retrofit bezel for the TP600



SKU	Pump 1	Pump 2	Pump 3	Blower	Circ Pump	Heater	Light	Topsides
PK-BBP33	1 or 2 spd	1 spd	-	230V	230V	3kW	10V	TP600 6 buttons

(Balboa Retrofit Kit 4.1) Balboa GS510SZ + VL701S

Balboa BP6013G1 control box and Balboa VL701S topside control.

Topside Buttons: Warm, Cool, Blower, Mode, Jets 1, Jets 2 and Light

Topside Dimensions: 178mm x 86mm



SKU	Pump 1	Pump 2	Pump 3	Blower	Circ Pump	Heater	Light	Topsides
PK-51041	1 or 2 spd	1 spd		1 (optional)		3kW	12V	VL701S 7 buttons

(Balboa Retrofit Kit 4.2) Balboa GS510DZ + VL801D

Balboa GS510DZ control box and Balboa VL801D topside control

Topside Buttons: Time, Mode, Warm, Cool, Blower, Light, Jets 1 and Jets 2

Topside Dimensions: 187mm x 83mm



SKU	Pump 1	Pump 2	Pump 3	Blower	Circ Pump	Heater	Light	Topsides
PK-BGS42	1 or 2 spd	1 spd	-	1 (optional)	230V	3kW	12V	VL801D 8 buttons

(Balboa Retrofit Kit 5.1) Balboa GS523DZ + VL801D

Balboa GS523DZ control box and Balboa VL801D topside control

Topside Buttons: Time, Mode, Warm, Cool, Blower, Light, Jets 1 and Jets 2

Topside Dimensions: 187mm x 83mm



SKU	Pump 1	Pump 2	Pump 3	Blower	Circ Pump	Heater	Light	Topsides
PK-BGS51	1 or 2 spd	1 spd	1 spd	1 (optional)	230V	3kW	12V	VL801D 8 buttons

(Balboa Retrofit Kit 5.2) Balboa BP2100G1 + TP800

Balboa BP2100 control box and Balboa TP800 topside control

Topside Buttons: Jets 1, Jets 2, AUX, Light, Up, Left, Select, Right, Down

Topside Dimensions: 250mm x 90mm

Includes: 1x spa light assembly without lens and 1x BP2X-WIRE blower kit



SKU	Pump 1	Pump 2	Pump 3	Blower	Circ Pump	Heater	Light	Topsides
PK-BBP52	1 or 2 spd	1 or 2 spd	1 or 2 spd	230V	230V	3kW	10V	TP800 9 buttons

Pack Aeware IN.YJ 3 / IN.K300

Gecko IN.YJ3 Control Box and in.k300 topside control

Topside Buttons: Pump 1, Light, Up, and Down

Topside Dimensions: 159mm x 75mm



SKU	Pump 1	Pump 2	Pump 3	Blower	Circ Pump	Heater	Light	Topside
PK-AE300		Up to 3 outputs, dual speed uses 2				2kW	12V	TS-AE300 4 buttons

Pack Aeware IN.YE 5 / IN.K8

Gecko IN.YE5 Control Box and in.k8 topside control

Topside Buttons: Settings, Mode, P1, P2, P3, AUX1, AUX2, Light, Up, and Down

Topside Dimensions: 222mm x 108mm



SKU	Pump 1	Pump 2	Pump 3	Blower	Circ Pump	Heater	Light	Topside
PK-AE500		Up to 5 outputs, dual speed uses 2				3kW	12V	TS-AE800 10 buttons

Pack Joyonway P20B29 + PB553

Joyonway electronic control pack with paired topside control

Topside Buttons: Jets1, Jets2, Flip, Mode, Light, Navigation and Confirm buttons

Topside Dimensions: 225mm x 78mm



SKU	Pump 1	Pump 2	Pump 3	Blower	Circ Pump	Heater	Light	Topsides
PK-JO290	1 or 2 spd	1 (if no blower)	-	1 (if no pump 2)	✓	3kW	1	PB553

Pack Joyonway P23B32 + PB554

Joyonway electronic control pack with paired topside control

Topside Buttons: Jets, Light, Flip, Navigation and Confirm buttons

Topside Dimensions: 170mm x 58mm



SKU	Pump 1	Pump 2	Pump 3	Blower	Circ Pump	Heater	Light	Topsides
PK-JO320	1 or 2 spd	1 spd	-	1	✓	3kW	1	PB554

Pack Joyonway P25B85 + PB557

Joyonway electronic control pack with paired topside control

Topside Buttons: Jets1, Jets2, Flip, Mode, Light, Navigation and Confirm buttons

Topside Dimensions: 225mm x 78mm



SKU	Pump 1	Pump 2	Pump 3	Blower	Circ Pump	Heater	Light	Topsides
PK-JO850	1 or 2 spd	n/a	-	1 (if no pump 2)	✓	2kW	1,12	PB557

Vian Power Retrofit Kit (No Overlays)

Vian Power Electronic Control pack

3 Pumps + Circulation Pump + Air


Items Included: x6 AMP connector 4 pins, x1 AMP connector 2 pins, x1 Bezel, x1 Topside, x1 System Vian Power 3Kw 825 CZm8

Topside Dimensions: 178 mm x 86 mm



SKU	Pump 1	Pump 2	Pump 3	Blower	Circ Pump	Heater	Light	Topsides
PK-VP609	1 or 2 spd	1 spd	1 spd	YES	✓	3kW	✓	TP600

CONTROL BOXES, PCB'S TOUCH PANELS & OVERLAYS



Balboa GS Control Boxes



The Global Series (GS) is designed using Balboa's M7 temperature flow and sensor technology which increases the reliability, ease of installation, and serviceability of the control. All controls have the following features:

- Circulation Pump, 24 hrs or 1.5C safety shut off
- Spa Light 10V / 12W on/off
- Audio/visual device power output
- Ozone Ready

System	SKU	Pump 1	Pump 2	Pump 3	Circ. Pump	Blower	Heater	Compatible Topsides
GS100	BX-GS100	230V 2 Speed	-	-	-	-	-	VL200, 240, 260, VL401, 402, 403,404
GS100	BX-GS102	230V 2 Speed	-	-	✓	-	2kW	VL200, 240, 260, VL401, 402, 403,404
GS500Z	BX-G5002	230V 2 Speed	-	-	✓	-	2kW	VL200, 240, 260, VL400, 401, 402, 403, 404, 406
GS500Z	BX-GS500	230V 2 Speed	-	-	✓	-	3kW	VL200, 240, 260, VL400, 401, 402, 403, 404, 406
GS501Z	BX-GZ501	230V 2 Speed	230V 1 Speed (if no blower)	-	✓	230V 1 Speed (if no pump 2)	3kW	VL200, 240, 260, VL400, 401, 402, 403, 404, 406
GS501SZ	BX-SZ501	230V 2 Speed	230V 1 Speed (if no blower)	-	✓	230V 1 Speed (if no pump 2)	3kW	VL600S VL700S, 701S, 702S
GS510SZ	BX-SZ510	230V 2 Speed	230V 1 Speed	-	✓	230V 1 Speed	3kW	VL700S, 701S, 702S
GS510DZ	BX-DZ510	230V 2 Speed	230V 1 Speed	-	✓	230V 1 Speed	3kW	VL801D, 802D
GS520DZ	BX-DZ520	230V 2 Speed	230V 2 Speed	-	✓	230V 1 Speed	3kW	VL801D, 802D
GS523DZ	BX-DZ523	230V 2 Speed	230V 1 Speed	230V 1 Speed	✓	230V 1 Speed	3kW	VL801D, 802D

Balboa GL Control Boxes



The Global Series (GL) is designed using Balboa’s M7 temperature flow and sensor technology which increases the reliability, ease of installation, and serviceability of the control. All controls have the following features :

- Circulation Pump, 24 hrs or 1.5C safety shut off
- Spa Light 10V / 12W on/off. The GL8000 is the only model which can have a 230V Fibre Optic Light.
- Audio/visual device power output
- Ozone Ready

System	SKU	Pump 1	Pump 2	Pump 3	Circ. Pump	Blower	Heater	Compatible Topsides
GL2000	BX-GL200	230V 2 Spd	230V 2 Spd	230V 1 Spd	✓	230V 1 Speed	3kw	ML400, 550, 551, 700, 900
GL2001	BX-GL201	230V 2 Spd	230V 2 Spd	230V 1 Spd	✓	230V 1 Speed	3kW	ML400, 550, 551, 700, 900
GL8000	BX-GL800	230V 2 Spd	230V 2 Spd	Optional	✓	230V 1 Speed (if no pump 4)	3kW	ML400, 550, 551, 700, 900

Balboa BP Control Boxes

The BP Series is user-friendly, reliable and corrosion and chemical resistant. It is Wi-Fi enabled with press and hold buttons for ease of use, which means you can have full control of your spa with additional hardware. Please note that you also need to have the Kit Wi-Fi module to activate the Wi-Fi feature (sold separately). The system uses the new plug ‘n’ click heater connection.

- Spa Light 10V
- Audio/visual device power output
- Ozone Ready



System	SKU	Pump 1	Pump 2	Pump 3	Blower	Circ Pump	Heater	Compatible Topsides
BP2001G1	BX-BP210	230V 2 Speed	230V 2 Speed	230V 2 Speed	Optional	✓	3kw	TP400, 600, 800 and 900
BP200UX (Box Only)	BX-BP101	230V 2 Speed	-	-	Optional	✓		TP400, 600, 800 and 900
BP200UX (+Heater)	BX-BP102	230V 2 Speed	-	-	Optional	✓	2KW	TP400, 600, 800 and 900
BP2100G0 (Box Only)	BX-BP211	230V 2 Speed	230V 1 Speed	NO	YES	✓	3KW	TP400, 600, 800 and 900
BP6013G1 (Box Only)	BX-BP602	YES	230V 1 Speed (if no blower)	NO	YES (if no pump2)	✓	3KW	TP400, 600, 800 and 900
BP6013G1 (Box Only)	BX-BP603	230V 2 Speed	1 Speed	YES (if no blower)	1 Speed	✓	3KW	TP400, 600, 800 and 900
BP6013G1 (Box Only)	BX-BP604	YES	230V 1 Speed (if no blower)	NO	YES (if no pump2)	✓	3KW	TP400, 600, 800 and 900
Wi-Fi Module	CB-BW503	-	-	-	-	-	-	-

Aeware IN.X Series Control Boxes

IN.XE

in.touch ready!



Width	Height	Depth	Weight
490 mm	253 mm	136 mm	4.76 kg
19.58"	11.75"	5.1"	4.76 kg

IN.XM2

in.touch ready!



Width	Height	Depth	Weight
451 mm	253 mm	101 mm	3.4 kg
17.8"	10"	4"	3.4 kg

Systems	IN.XE	IN.XM2
SKU	BX-AE101	BX-AE100
Pump 1	1 or 2 spd	1 or 2 spd*
Pump 2	1 spd	1 or 2 spd*
Pump 3	-	1 spd
Pump 4	-	1 spd
Pump 5	-	1 spd
Blower	2 of them: Blower & Ozone or Blower & Circ or Circ & Ozone	✓
Circ Pump		✓
Ozone		✓
Light	12W @ 12V AC	12W @ 12V AC
Direct Outlet	✓	✓
Connection	in.link	in.link
Heater	3 kW	sold separately 2kW: HT-AE120 3kW: HT-AE138
Topsides	in.k19, in.k35, in.k45, in.k200, in.k450, in.k600 Static	in.k45, in.k300, in.k400, in.k450, in.k500, in.k600 Static, in.k600 Graphic, in.k800.
Aux. Topsides	in.k120	in.k100, in.k120
In.Touch WiFi	✓	✓

* Allowed Current Draw is 7amp per pump on 4 & 5 pump systems.
Pump 1 and 2 low speed relays can be used to control 5 single speed pump systems.

Aeware IN.Y Series Control Boxes



in.touch ready!

Width	Height	Depth	Weight
497 mm	273 mm	126 mm	4.40 kg
19.58"	10.75"	4.98"	4.40 kg

System	IN.YE-5
SKU	BX-YE500
Pump 1	Up to 5 out of the list. Dual speed pumps use 2 outputs.
Pump 2	
Pump 3	
Pump 4	
Pump 5	
Blower	Examples using 5 outputs: P1-2spd, P2-1spd, Blower and Ozone
Circ Pump	P1-1spd, P2-1spd, P3-1spd, Circ pump and Ozone.
Ozone	
Light	12W @ 12V AC
Direct Outlet	✓
Connection	AMP or Quick Connect
Heater	3 kW
Topsides	in.k19, in.k35, in.k45, in.k200, in.k300, in.k450, in.k500, in.k600 Static, in.k800
Aux. Topsides	in.k120
In.Touch WiFi	✓

Aeware IN.YJ-3 Control Box



System	IN.YJ-3
SKU	BX-AE102
Pump 1	
Pump 2	
Pump 3	3 outputs (dual speed pumps use 2 outputs): Pump 1, Pump 2, Pump 3, Pump 4, Pump 5, Blower, Circ Pump
Pump 4	
Pump 5	
Blower	Example: P1-2spd (2 outputs), Blower, and Ozone
Circ Pump	
Ozone	
Light	12V DC (6W max)
Direct Outlet	✓
Connection	
Heater	4 kW
Topsides	in.k200, in.k19, in.k35, in.k450, in.k600 static
Aux. Topsides	in.k120
In.Touch WiFi	in.touch Wi-Fi module

Aeware IN.YT-7 Control Box



Width	Height	Depth	Weight
497mm	273mm	126mm	
19.6"	10.8"	5"	

System	IN.YT-7
SKU	BX-YT700
Pump 1	
Pump 2	
Pump 3	7 outputs (dual speed pumps use 2 outputs): pump 1, Pump 2, Pump 3, Pump 4, Pump 5, Blower, CP, Ozone
Pump 4	
Pump 5	
Blower	Example: P1-2spd (2 outputs), P2-2spd, P3-1spd, Blower, and Ozone
Circ Pump	
Ozone	
Light	12W @ 12V
Direct Outlet	✓
Connection	AMP or Quick Connect
Heater	4 kW
Topsides	IN.K200, IN.K300, IN.K19, IN.K35, IN.K45, IN.K450, IN.K600 Static (not compatible with the Graphic one), IN.K500, IN.K800, IN.K1000, IN.K1001
Aux. Topsides	IN.K120 auxiliary panel
In.Touch WiFi	IN.TOUCH Wi-Fi

Gecko SSPA Control Boxes



The S-Class systems are quite common on the field. All boxes can program filter cycles. Single Phase compatible only. All controls have the following features :

- **JJM Receptacles**
- **Circulation Pump**
- **Spa Light 12V / 12W**
- **Audio/visual device power output**
- **Ozone Ready**

System	SKU	Pump 1	Pump 2	Pump 3	Circ. Pump	Blower	Heater	Topsides
SSPA1	BX-SSPA1	230V 1 or 2 spd	230V 1 Speed (if no blower)	-	✓	230V 1 Speed (if no pump 2)	2KW	TSC-9, TSC-18, TSC-19 or TSC-35

(Davey) Spa Power SP601 Control Box

Connections: 50mm socket heater union sleeves.
AMP cables plug onto the PCB to operate the components.

Length: 360mm
Width: 95mm
Height: 220mm

No electrical cables are supplied.



SKU	Pump 1A (1 or 2 spd)	Pump 1B (1 spd)	Pump 2A (1 or 2 spd)	Pump 2B (1 spd)	Aux	Blower Variable spd	Circ	Light Davey	Heater
BX-Q621A	✓	n/a	n/a	n/a	✓	✓	✓	1	2kW

(Davey) Spa Power SP800 Control Box

Connections: 50mm socket heater union sleeves.
AMP cables plug onto the PCB to operate the components.

Length: 360mm
Width: 95mm
Height: 220mm

No electrical cables are supplied.



SKU	Pump 1A (1 or 2 spd)	Pump 1B (1 spd)	Pump 2A (1 or 2 spd)	Pump 2B (1 spd)	Aux	Blower Variable spd	Circ	Light Davey	Heater
BX-Q800A	✓	✓	n/a	n/a	✓	✓	✓	4	2kW
BX-Q801A	✓	✓	n/a	n/a	✓	✓	✓	4	3kW

(Davey) Spa Power SP1200 Control Box

Connections: 50mm socket heater union sleeves.
AMP cables plug onto the PCB to operate the components.

Length: 360mm
Width: 95mm
Height: 310mm

No electrical cables are supplied.



SKU	Pump 1A (1 or 2 spd)	Pump 1B (1 spd)	Pump 2A (1 or 2 spd)	Pump 2B (1 spd)	Aux	Blower Variable spd	Circ	Light Davey	Heater
BX-Q1200	✓	✓	✓	✓	✓	✓	✓	4	3.5kW
BX-Q1202	✓	✓	✓	✓	✓	✓	✓	4	6kW

Joyonway P20B29 Control Box

Type: Joyonway electronic control pack

Connections: 2-inch socket heater union sleeves

Length: 360mm
Width: 82mm
Height: 278mm




P20B29

System	SKU	Pump 1	Pump 2	Pump 3	Blower	Circ Pump	Heater	Compatible Topsides
P20B29	BX-JO290	1-2 Speed	230V 1 Speed (if no blower)	-	YES (if no pump2)	✓	3kw	PB553
P23B32	BX-JO290	1-2 Speed	230V 1 Speed (if no blower)	-	✓	✓	3kw	PB553
P25B85	BX-JO850	1-2 Speed	n/a	-	✓	✓	2kw	PB557

Balboa GS PCB's

We often have customers who buy this PCB because on their board it says "GS500 or GS500Z" in the bottom left hand corner but this is just a standard print on all boards of this kind. You need to check the label on the software chip as this will give you the exact model you need. If you have an air blower or more than one large pump, you will most certainly need a higher spec board.



The Global Series (GS) is designed using Balboa's M7 temperature flow and sensor technology which increases the reliability, ease of installation, and serviceability of the control. All controls have the following features :

- Circulation Pump, 24 hrs or 1.5C safety shut off
- Spa Light 10V / 12W on/off
- Audio/visual device power output
- Ozone Ready

System	SKU	Pump 1	Pump 2	Pump 3	Circ. Pump	Blower	Compatible Topsides
GS500Z	CB-ZZ500	230V 2 Speed	-	-	✓	-	VL200, 240, 260 VL400, 401, 402, 403, 404, 406
GS501Z	CB-GZ501	230V 2 Speed	230V 1 Speed (if no blower)	-	✓	230V 1 Speed (if no pump 2)	VL200, 240, 260 VL400, 401, 402, 403, 404, 406
GS501SZ	CB-SZ501	230V 2 Speed	230V 1 Speed (if no blower)	-	✓	230V 1 Speed (if no pump 2)	VL600S VL700S, 701S, 702S
GS510SZ	CB-SZ510	230V 2 Speed	230V 1 Speed	-	✓	230V 1 Speed	VL700S, 701S, 702S
GS510DZ	CB-DZ510	230V 2 Speed	230V 1 Speed	-	✓	230V 1 Speed	VL801D, 802D
GS520DZ	CB-DZ520	230V 2 Speed	230V 2 Speed	-	✓	230V 1 Speed	VL801D, 802D
GS523DZ	CB-DZ523	230V 2 Speed	230V 1 Speed	230V 1 Speed	✓	230V 1 Speed	VL801D, 802D

Balboa GL2000 mach3 PCB (Plastic Box Only)


If you have a GL2000 with a metal box, you need to change the full box.

This PCB won't be compatible.



SKU	Size
CB-GL200	290mm x 155mm

Balboa GL8000 PCB



SKU	Size
CB-GL800	290mm x 250mm

Balboa BP2100 PCB



SKU	Size
CB-BP210	280mm x 170mm

Balboa Exp. Board 2 Pump Relay (GS523DZ)



SKU	Size
CB-EX138	115mm x 47mm

Balboa Exp. Board Pump Relay (GS-GL)



SKU	Size
CB-EX535	80mm x 41mm

Balboa Exp. Board Relay 30amp



CB-EX550	CB-EX551
Size: 135mm x 46mm	
Type	SKU
1 x additional pump or blower (GS&GL)	CB-EX550
1 x 2-speed pump (GL only)	CB-EX551

Balboa PCB CZM8

Type: PCB or Circuit Board

Compatible: BP600/601 control box. Topside controls from the serial standard TP range such as the TP800, TP600, and TP400.

Dimensions: 280 mm x 170 mm



System	SKU	Pump 1	Pump 2	Pump 3	Blower
BP601G1	CB-BP602	230V 1-2 Speed	230V 1 Speed (if no blower)	-	230V 1 Speed (if no pump 2)
BP6013G1	CB-BP603	230V 1-2 Speed	230V 1 Speed (if no blower)	-	230V 1 Speed (if no pump 2)
BP6013G2	CB-BP604	230V 1-2 Speed	230V 1-2 Speed	-	YES
BP6013G3	CB-BP606	230V 1-2 Speed	230V 1 Speed (if no blower)	-	230V 1 Speed (if no pump 2)

Balboa Exp. Board (BP200UX)

Length **Height**

85 mm 41 mm



SKU	Fuse
CB-EX231	Clear
CB-EX233	Solid

Gecko MSPA Board

This is the only board available from Gecko. The control box is discontinued, you can only change the PCB.



SKU	Size
CB-GEC01	284 mm x 220mm

HydroQuip PCB for CS-9707 and all CS-9000 series (Export)



SKU	Size
CB-HQ825	213mm x 207mm

Screw Standoff Kit For an Expansion Board



SKU	Size
CB-EX933	

(Davey) Spa Power SP600/601 PCB



SKU	Size
CB-SP601	145mm x 80mm

(Davey) Spa Power SP800 PCB



SKU	Size
CB-SP801	223mm x 128mm

(Davey) Spa Power SP1200 PCB

Pump 1: Single or dual speed pump + circulation pump if required.

Pump 2: Single Speed (Only If Pump 1 Is Single Speed With Circ)

Air Blower: Single Or Variable Speed Heater: x 1 Ozone: x 1 Light: x1, 12 volt

SKU	Size
CB-SP121	223mm x 125mm



Balboa AX10 Aux Control

Diameter: 54mm
Hole size: 32mm
Cable length: 5m
Compatible with: Balboa GL and BP systems



Button Layout	SKU
Jets 1 (AX10-A1)	TS-AX101
Jets 2 (AX10-A2)	TS-AX102
Blower (AX10-A3)	TS-AX103
Light (AX10-A4)	TS-AX104

Balboa AX20 Aux Control

Size: 150mm x 60mm
Hole size: 89mm x 31mm
Cable length: 5m
Compatible with: Balboa GL and BP systems



Button Layout	SKU
Jets 1 & Light	TS-AX201
Jets 1 & Blower	TS-AX202
Jets 1 & Jets 2	TS-AX203

Balboa AX40 Aux Control

Size: 193mm x 60mm
Hole size: 135mm x 33mm
Cable length: 5m
Compatible with: Balboa GL and BP systems



Button Layout	SKU
Jets 1-2, Blower & Light	TS-AX401

Balboa VX20 Aux Control

Size: 114mm x 57mm
Hole size: 90mm x 35mm
Cable length: 5.5m
Compatible with: GS Series above GS501 spec



Button Layout	SKU
2 buttons	TS-VX204

Balboa VX40D Aux Control

Size: 160mm x 55mm
Hole size: 135mm x 33mm
Cable length: 5.5m
Compatible with: GS (DZ) Series above GS501DZ spec.



Button Layout	SKU
Jets 1, Jets 2, Blower & Light	TS-VX404

Balboa VX40S Aux Control

Size: 190mm x 58mm
Hole size: 90mm x 35mm
Cable length: 5.5m
Compatible with: GS (SZ) Series above GS501SZ spec.



Button Layout	SKU
Jets1, Aux & Light	TS-VX405

Balboa Lite Leader Panel

Size: 114mm x 57mm
Hole size: 90mm x 35mm
Cable length: 3m
Compatible with: depending on plug



Button Layout	SKU	Plug
Lights/Jets & Temp	TS-LITE1	RJ12 (6 wires)
Lights/Jets & Temp	TS-LITE2	RJ45 (8 wires)

Balboa VL200

Size: 110mm x 40mm

Hole size: 95mm x 25mm

Connections: RJ45

Compatible with: GS100, GS500, GS500Z, GS501, GS501Z



Button Layout	SKU
3: Jets, Temp & Light	TS-VL201
4: Blower, Jets, Temp & Light	TS-VL200

Balboa MVP240 (VL240)

Size: 134mm x 49mm

Hole size: 95mm x 25mm

Connections: RJ45

Compatible with: GS100, GS500, GS500Z, GS501, GS501Z, Duplex Control Systems.



Button Layout	SKU
3: Jets, Temp & Light	TS-VL241
4: Blower, Jets, Temp & Light	TS-VL240

Balboa MVP260 (VL260)

Size: 178mm x 54mm

Hole size: 95mm x 25mm

Connections: RJ45

Compatible with: GS100, GS500, GS500Z, GS501, GS501Z, Duplex Control Systems.



Button Layout	SKU
3: Jets, Temp & Light	TS-VL261
4: Blower, Jets, Temp & Light	TS-VL260

Balboa VL400

Size: 193mm x 59mm

Hole size: 157mm x 55mm

Connections: RJ45

Compatible with: GS100, GS500, GS500Z, GS501, GS501Z, Duplex Control Systems.



Button Layout	SKU
4: Light, Temp, Jets & Aux	TS-VL400

Balboa VL401

Size: 160mm x 57mm

Hole size: 157mm x 55mm

Connections: RJ45

Compatible with: GS100, GS500, GS500Z, GS501, GS501Z, Duplex Control Systems.



Button Layout	SKU
4: Blower, Jets, Temp & Light	TS-VL401
4: Jets, Light, Cool, Warm	TS-VL405

Balboa VL402

Size: 187mm x 83mm

Hole size: 157mm x 55mm

Connections: RJ45

Compatible with: GS100, GS500, GS500Z, GS501, GS501Z, Duplex Control Systems.



Button Layout	SKU
4: Temp, Blower, Jets & Light	TS-VL402

Balboa VL403

Size: 160mm x 57mm

Hole size: 157mm x 55mm

Connections: RJ45

Compatible with: GS100, GS500, GS500Z, GS501, GS501Z, Duplex Control Systems.



Button Layout	SKU
4: Temp, Blower, Jets & Light	TS-VL403

Balboa VL404

Size: 187mm x 83mm

Hole size: 157mm x 55mm

Connections: RJ45

Compatible with: GS100, GS500, GS500Z, GS501, GS501Z, Duplex Control Systems.



Button Layout	SKU
4: Temp, Blower, Jets & Light	TS-VL404

Balboa VL600S

Face: 178mm x 86mm

Hole size: 150mm x 60mm

Compatible with: GS501SZ, GS510S, GS510SZ, GS511SZ. Master Spas amongst others.

Connections: RJ45

TS-VL601



Button Layout	SKU
6: Jets 1, Jets 2, Light, Warm, Mode & Cool	TS-VL601
6: Jets 1, Blower, Light, Warm, Mode & Cool	TS-VL600

Balboa VL701S

Face: 187mm x 83mm

Hole size: 160mm x 55mm

Connections: RJ45

Compatible with: GS501SZ, GS510S, GS510SZ, GS511SZ, 2005 LE, M3TUV

TS-VL701



Button Layout	SKU
6: Warm, Cool, Blower, Mode, Jets 1 & Light	TS-VL711
6: Warm, Cool, Blower, Mode, Jets 1 & Light	TS-VL721
7: Warm, Cool, Blower, Mode, Jets 1, Jets 2 & Light	TS-VL701
7: Warm, Cool, Aux, Mode, Jets 1, Jets 2 & Light	TS-VL731

Balboa VL700S

Size: 248mm x 79mm

Hole size: 210mm x 55mm

Connections: RJ45

Compatible with: GS501SZ, GS510S, GS510SZ, GS511SZ, 2005 LE, M3TUV



Button Layout	SKU
7: Mode, Warm, Cool, Light, Blower, Jets 1, Jets 2	TS-VL700

Balboa VL702S

Size: 265mm x 117mm

Hole size: 160mm x 55mm

Connections: RJ45

Compatible with: GS501SZ, GS510S, GS510SZ, GS511SZ, 2005 LE, M3TUV



Button Layout	SKU
7: Blower, Mode, Jets 1, Jets 2, Light, Warm, Cool	TS-VL702

Balboa VL801D

Size: 187mm x 83mm

Hole size: 160mm x 55mm

Connections: RJ45

Compatible with: GS501DZ, GS510DZ, GS511DZ, GS523DZ, M3TUV, Elite M7



Button Layout	SKU
8: Time, Mode/Prog, Warm, Blower, Light, Cool, Jets 1, Jets 2	TS-VL801

Balboa VL802D

Size: 265mm x 117mm

Hole size: 160mm x 55mm

Connections: RJ45

Compatible with: GS501DZ, GS510DZ, GS511DZ, GS523DZ, M3TUV, Elite M7



Button Layout	SKU
8: Time, Mode/Prog, Warm, Blower, Light, Cool, Jets 1, Jets 2	TS-VL802

Balboa ML240

Size: 133mm x 49mm

Hole size: 95mm x 25mm

Connections: 8 pin (2x4) molex

Compatible with: GL2000, GL8000



Button Layout	SKU
4: Jets, Aux, Temp & Light	TS-ML240

Balboa ML260

Size: 178mm x 54mm

Hole size: 95mm x 25mm

Connections: 8 pin (2x4) molex

Compatible with: GL2000, GL8000



Button Layout	SKU
4: Jets, Aux, Temp & Light	TS-ML260

Balboa ML400

Size: 190mm x 58mm

Hole size: 135mm x 35mm

Connections: 8 pin (2x4) molex

Compatible with: GL2000, GL8000



Button Layout	SKU
4: Jets, Aux, Temp & Light	TS-ML400

Balboa ML550

Size: 348mm x 64mm

Connections: 8 pin (2x4) molex

Compatible with: GL2000, GL8000



Button Layout	SKU
7: Cool, Warm, Jets 1, Jets 2, Blower / Jets 3, Light & Mode	TS-ML550

Balboa ML551

Size: 187mm x 83mm

Hole size: 160mm x 55mm

Connections: 8 pin (2x4) molex

Compatible with: GL2000, GL8000



Button Layout	SKU
7: Light, Mode, Jets 1, Jets 2, Blower, Warm, Cool	TS-ML551

Balboa ML900

Size: 295mm x 80mm

Hole size: 245mm x 45mm

Connections: 8 pin (2x4) molex

Compatible with: GL2000, GL8000



Button Layout	SKU
9: Time, Warm, Mode/Prog, Cool, Jets 1, Jets 2, Jets 3, Option, Invert, Fiber, Light, Blower	TS-ML900

Balboa ML700

Size: 248mm x 79mm

Hole size: 200mm x 45mm

Connections: 8 pin (2x4) molex

Compatible with: GL2000, GL8000



Button Layout	SKU
8: Time, Mode, Warm, Cool, Light, Blower, Jets 1 & Jets 2	TS-ML700

Balboa TP200T

Size: 110mm x 40mm

Connections: 4 pin

Compatible with: Balboa BP Series such as BP601 and BP2100



Button Layout	SKU
4: Temp, Light, Jets & Aux	TS-TP200

Balboa TP260T

Size: 175mm x 52mm

Connections: 4 pin

Compatible with: Balboa BP Series such as BP601 and BP2100



Button Layout	SKU
4: Temp, Light, Jets & Aux	TS-TP260

Balboa TP400 + TP400W

Size: 210mm x 63mm

Hole size: 190mm x 38mm

Connections: 4 pin (2x2) molex

Compatible with: Viper, Revolution, Colossus & BP Series



Button Layout	SKU
4: Temp, Jet, Light & Aux	TS-TP400
4: Warm, Cool, Light & Jets	TS-TP401

Balboa TP500

Size: 160mm x 57mm
Hole size: 142mm x 40mm
Connections: 4 pin (2x2) molex
Compatible with: Viper & BP Series



Button Layout	SKU
6: Warm, Cool, Menu, Light, Jets & Aux	TS-TP500

Balboa TP500S

Size: 181mm x 89mm
Connections: 4 pin (2x2) molex
Compatible with: Balboa BP Series such as BP601 and BP2100



Button Layout	SKU
6: Warm, Cool, Menu, Light, Jets & Aux	TS-TP501

Balboa TP600 + TP610

Size: 178mm x 86mm
Hole size: 150mm x 60mm
Connections: 4 pin (2x2) molex
Compatible with: Viper & BP Series



Button Layout	SKU
6: Jets, Aux, Flip, Warm, Light & Cool	TS-TP600
6: Jets, Aux, Flip, Warm, Light & Cool	TS-TP610

Balboa TP700

Size: 250mm x 90mm
Connections: 4 pin (2x2) molex
Compatible with: All BP Series



Button Layout	SKU
10: Left: Jets 1, Jets 2, Jets 3, Light, Aux Right: Up, Down, Left. Right and Select.	TS-TP700

Balboa TP800

Size: 250mm x 90mm
Hole size: 220mm x 60mm
Connections: 4 pin (2x2) molex
Compatible with: Viper & BP Series



Button Layout	SKU
9: Jets 1, Jets 2, Aux, Light & Navigation	TS-TP800

Balboa Spa Touch Trapezoid Panel

Size: max 195mm x 120mm
Hole size: 120mm x 90mm
Connections: 4 black plastic pins in a grid formation.
Compatible with: Balboa BP Series.



Button Layout	Form	SKU
Touchscreen	Trapezoid	TS-ST390

Balboa Spa Touch Panel 1

Button Layout
 Touchscreen
Compatible with:
 Balboa BP Series.



Form	SKU
Square	TS-ST391

Balboa Spa Touch H2 Trapezoid Panel

Button Layout
 Touchscreen
Size: 200mm x 120mm
Compatible with:
 Balboa BP Series
 Hi-Tec digital screen



Form	SKU
Trapezoid	TS-ST392

Balboa Spa Touch H2 Square Panel

Button Layout

Touchscreen

Size: 173mm x 145mm

Compatible with:
Balboa BP Series

Hi-Tec digital screen



Form	SKU
Square	TS-ST393

Balboa Spa Touch H2T Square Panel

Size: 147mm x 107mm

Compatible with:
Balboa BP Series

Hi-Tec digital screen



Form	SKU
Square	TS-ST394

Balboa Spa Touch ST3

Button Layout

Touchscreen

Size: 145mm x 102mm

Compatible with:
Balboa BP Series

Hi-Tec digital screen



Color	SKU
Clear Panel	TS-ST354
Black Panel	TS-ST355

Balboa Spa Touch ST3 + Black Panel

Button Layout

Touchscreen

Size: 185mm x 116mm

Compatible with:
Balboa BP Series

Hi-Tec digital screen



Color	SKU
Black Panel	TS-ST357

Balboa Spa Touch 3 + Clear Panel

Button Layout

Touchscreen

Size: 185mm x 117mm

Compatible with:
Balboa BP Series

Hi-Tec digital screen



SKU
TS-ST399

Aeware IN.K8

Size: 178mm x 83mm

Connections: Click in plug

Compatible with: IN.XE and IN.Y Systems



Button Layout	SKU
8: Pump 1, Pump 2, Blower, Light, On/Off, Timer, Up & Down	TS-AE008

Aeware IN.K110

Diameter: 38mm

Hole size: 22mm

Connections: Click in plug

Compatible with: IN.Touch Wi-Fi Module



Button Layout	SKU
1: control pump	TS-AE110

Aeware IN.K120

Size: 140mm x 54mm

Connections: Click in plug

Compatible with: IN.XE, IN.XM, IN.XM2, IN.Y systems



Button Layout	SKU
4: Pump 1, Pump 2, Pump 3, Light	TS-AE120

Aeware IN.K200

Size: 120mm x 51mm

Connections: Click in plug

Compatible with: IN.XE systems



Button Layout	SKU
4: Jets 1, Jets 2, Light, Temp	TS-AE200
4: Pump 1, Light, Up, Down	TS-AE202

Aeware IN.K200 (IN.CLEAR)

Size: 120mm x 51mm

Connections: Click in plug

Compatible with: IN.CLEAR systems



Button Layout	SKU
4: Boost, Program, Up, Down	TS-AE201

Aeware IN.K300

Size: 159mm x 75mm

Connections: Click in plug

Compatible with: IN.Y systems



Button Layout	SKU
4: Pump 1, Light, Up & Down	TS-AE300
4: Pump 1, Pump 2, Light, Up & Down	TS-AE301

Aeware IN.K450

Size: 181mm x 73mm

Hole size: 160mm x 55mm

Connections: Click in plug

Compatible with: IN.XM and IN.XE systems



Button Layout	SKU
6: Power, 1, 2, 3, Light and Temp	TS-AE451

Aeware IN.K500

Size: 182mm x 85mm

Hole size: 140mm x 50mm

Connections: Click in plug

Compatible with: IN.Y systems



Button Layout	SKU
7: Settings, Light, Mode, Pump 1, Pump 2, Up, Down	TS-AE500

Aeware IN.K600 Static

Size: 220mm x 107mm

Hole size: 175mm x 90mm

Connections: Click in plug

Compatible with: IN.XM, IN.XE, IN.Y systems.



Button Layout	SKU
11: Streamlined version	TS-AE601

Aeware IN.K800

Size: 222mm x 108mm

Hole size: 170mm x 70mm

Connections: Click in plug

Compatible with: IN.Y systems



Button Layout	SKU
10: Settings, Mode, P1, P2, P3, AUX1, AUX2, Light, Up, Down	TS-AE800

Aeware IN.K1000

Size: 190mm x 130mm

Connections: Click in plug

Compatible with: IN.Y & IN.X systems



Button Layout	SKU
Touch Screen	TS-GCK10

Gecko TSC-35 (K-35)

Size: 178mm x 83mm

Connections: White Plastic Strip Plug

Compatible with: SSPA Series



2 choices of overlay included

Button Layout	SKU
6: Pump 1, Pump 2, Blower, Light, Up, Down	TS-GCK35

Gecko TSC-4 (K-4)

Size: 178mm x 83mm

Connections: White Plastic Strip Plug

Compatible with: MSPA Series



TS-GCK04



TS-GCK05

Button Layout	SKU
8: Up, Pump 1, Pump 2, Prog, Down, Blower, Light, Mode	TS-GCK05
10: Jets1, Jets 2, Jets 3, Blower, Light, Clock, Econo, Filter, Up and Down	TS-GCK04

Gecko TSC-8 (K-8)

Size: 178mm x 83mm

Connections: White Plastic Strip Plug

Compatible with: MSPA Series



TS-GCK08



TS-GCK07

Button Layout	SKU
8: Jets 1, Jets 2, Blower, Light then bottom row ON/OFF, Filter, Up and Down	TS-GCK08
10: Power, Pump 1, Pump 2, Light, Up, Economy, Pump 3, Blower, Filter, Down	TS-GCK07

Gecko TSC-9 (K-9)

Size: 115mm x 50mm

Connections: White Plastic Strip Plug

Compatible with: SSPA Series



2 choices of overlay included

Button Layout	SKU	Price
Pump, Light, Up, Down or Pump 1, Pump 2, Light, Up/Down	TS-GCK09	£145.47

HydroQuip Eco-3

Size: 175mm x 85mm

Connections: White Plastic Strip Plug



Button Layout	SKU
6: Jets 1, Jets 2, Blower, Light, Temp up, Temp down	TS-HQE03

HydroQuip Eco-5

Size: 127mm x 65mm

Connections: White Plastic Strip Plug



Button Layout	SKU
4: Jets, Light, Up, Down	TS-HQE05

HydroQuip Eco-6

Size: 127mm x 65mm

Connections: White Plastic Strip Plug



Button Layout	SKU
4: Jets, Blower, Light, Temp	TS-HQE06

HydroQuip Eco-7

Size: 178mm x 83mm

Connections: White Plastic Strip Plug



Button Layout	SKU
4: Jets, Light, Up, Down	TS-HQE07

Joyonway PB553 Topside Control

Size: 225mm x 78mm

Hole size: 210mm x 55mm

Compatible with: P20B29 Joyonway Box



Button Layout	SKU
Jets1, Jets2, Flip, Mode, light, Navigation and Confirm Buttons	TS-JO553

Joyonway PB554 Topside Control

Size: 170mm x 58mm

Compatible with: P23B32 Joyonway Box



Button Layout	SKU
Jets, Flip, Light, Navigation and Confirm Buttons	TS-JO554

Joyonway PB557 Topside Control

Size: 160mm x 50mm

Compatible with: P25B85 Joyonway Box



Button Layout	SKU
Jets, Aux, Light, Program	TS-JO557

(Davey) SP800

Connections: Ribbon cord style

Compatible with: SP800 Control Box

Connections: RJ10



Shape	SKU	Button Layout	Size
Oval	TS-SP800	Up, Down, Display, Light Up, Light Down, Pump 1, Pump 2, Blower, Cycle	173mm x 90mm
Rectangular	TS-SP801	Up, Down, Display, Light Up, Light Down, Pump 1, Pump 2, Blower, Cycle	170mm x 88mm

(Davey) SP1200

Connections: Ribbon cord style

Compatible with: SP1200 Control Box

Connections: RJ10



Shape	SKU	Button Layout	Size
Oval	TS-SP120	Up, Down, Display, Light Up, Light Down, Pump 1, Pump 2, Pump 3, Pump 4, Blower, Cycle	173mm x 90mm
Rectangular	TS-SP121	Up, Down, Display, Light Up, Light Down, Pump 1, Pump 2, Pump 3, Pump 4, Blower, Cycle	170mm x 89mm

Balboa Touch Panel Bezel

Touch panel bezels are used to cover the hole left by the previous topside. It also includes a new hole just big enough to fit the new retro fit touch panel.


Outside dimension: 218mm x 90mm

Compatible with	SKU
Mini Oval	BZ-11718
Lite Leader	BZ-11110
Lite Duplex	BZ-11109
Standard and Deluxe	BZ-10165



Balboa Cable Extension Coupler 1:1

Compatible with: All VL touch panels that use the ethernet style connection (RJ45)



SKU
TS-EX125

VL Touch Panel 2:1 Modular Adapter

Compatible with: All VL touch panels that use the ethernet style connection (RJ45)



SKU
TS-JM174

Extension Cable (VL)

Connections: RJ45

Compatible with: VL touch panels



Length	SKU
3ft	TS-EXV03
10ft	TS-EXV10
25ft	TS-EXV25

Extension Cable (ML)

Connections: 8 pin (2x4) molex

Length: 25ft

Compatible with: ML touch panels



SKU
TS-EXM25

Extension Cable (TP)

Connections: 4 black plastic pins in a grid formation

Length: 25ft

Compatible with: TP touch panels



SKU
TS-EXP25

Tubing - 3.2mm (1/8inch) black (per metre)

Tubing for Air button / transmitter.

Sold by the metre.

Internal Diameter: 3.2mm



SKU
TA-71000

Air Button - low profile (long distance)

Diameter: 64mm
Height: 80mm

AB-FL100



Colour	SKU
White	AB-FL100

Air Button - mini, dome

Diameter: 45mm
Height: 67mm

AB-MD100

AB-MD105



Colour	SKU
White	AB-MD100
Chrome	AB-MD105

Air Button - mini, flat

Diameter: 45mm
Height: 65mm

Colour	SKU
White	AB-MF100
Chrome	AB-MF105



AB-MF100



AB-MF105

Air Button - mini, dome

Diameter: 45mm
Height: 75mm

Colour	SKU
White	AB-MR100
Chrome	AB-MR105



AB-MR100



AB-MR105

Balboa AX10

Diameter approx. 50mm

Button Layout	SKU
Jets 2	OL-AX112
Jets 3	OL-AX113
Jets 4	OL-AX116
Jets 5	OL-AX117
Light	OL-AX115
Blower	OL-AX114



OL-AX112

Balboa AX20

Size: 145mm (L) x 50mm (W)



Button Layout	SKU
Jets 1, Jets 2	OL-AX202

VX40S Overlay 1p Aux and Light

Size: 145mm (L) x 45mm (W)



Button Layout	SKU
Jets 1, AUX, Light (Blue)	OL-VX402

Balboa Lite Leader

Size: 103mm (L) x 47mm (W)



Button Layout	SKU
Light/Jets, Temp	OL-LITE1

Balboa VL200

Size: 105mm (L) x 35mm (W)



OL-20040

Button Layout	SKU
Jets, Temp, Light	OL-20031
Blower, Jets, Temp, Light	OL-20041
Jets, Light, Cool, Warm	OL-20040
Jets, Jets, Temp, Light	OL-20042
Warm, Cool, Jets, Light	OL-20043

Balboa VL240

Size: 128mm (L) x 41mm (W)



OL-24041

Button Layout	SKU
Jets, Temp, Light	OL-24031
Blower, Jets, Temp, Light	OL-24041
Jets, Light, Cool, Warm	OL-24040
Jets, Jets, Temp, Light	OL-24042

Balboa VL260

Size: 168mm (L) x 48mm (W)



OL-26041

Button Layout	SKU
Jets, Temp, Light	OL-26031
Blower, Jets, Temp, Light	OL-26041
Jets, Light, Cool, Warm	OL-26040
Jets, Jets, Temp, Light	OL-26042

Balboa VL400

Size: 185mm (L) x 50mm (W)



OL-40011

Button Layout	SKU
Light, Temp and Jets	OL-40013
Light, Jet, Temp and Aux	OL-40011
Light, Temp, Jets and Jets	OL-40012

Balboa VL401

Size: 150mm (L) x 47mm (W)



OL-40141

Button Layout	SKU
Jets, Temp, Light	OL-40131
Blower, Jets, Temp, Light	OL-40141
Jets, Light, Cool, Warm	OL-40140
Jets, Jets, Temp, Light	OL-40142

Balboa VL600S

Size: 168mm (L) x 68mm (W)



OL-60061

Button Layout	SKU
J, Blwr, Light, Warm, Mode, Cool	OL-60061
J, Aux, Light, Warm, Mode, Cool	OL-60062
J1, J2, Light, Warm, Mode, Cool	OL-60063

Balboa VL700S

Size: 243mm (L) x 68mm (W)



OL-70062

Button Layout	SKU
Mode, Wm, Cl, Light, J1, J2	OL-70063
Mode, Wm, Cl, Light, Blwr, J1, J2	OL-70062

Balboa VL402

Size: 170mm (L) x 70mm (W)



OL-40241

Button Layout	SKU
Jets, Temp, Light	OL-40231
Blower, Jets, Temp, Light	OL-40241
Jets, Jets, Light, Temp	OL-40242

Balboa VL403

Size: 150mm (L) x 47mm (W)



OL-40341

Button Layout	SKU
Jets, Temp, Light	OL-40331
Blower, Jets, Temp, Light	OL-40341
Jets, Light, Cool, Warm	OL-40340

Balboa VL404

Size: 170mm (L) x 69mm (W)



Button Layout	SKU
Jets, Temp, Light	OL-40431
Jets, Jets, Light, Temp	OL-40442

Balboa VL406

Size: 170mm (L) x 70mm (W)




OL-40611

Button Layout	SKU
Blower, Jets, Temp, Light	OL-40610
Jets 1, Jets 2, Temp, Light	OL-40611
Jets, Temp, Light	OL-40612

Balboa VL701S

Size: 177mm (L) x 74mm (W)




OL-70121

Button Layout	SKU
Blwr, Mode, Jets, Light, Warm, Cool	OL-70111
Mode, Jets, Blwr, Light, Warm, Cool	OL-70112
J1, J2, Light, Mode, Warm, Cool	OL-70122
Blwr, Mode, J1, J2, Light, Warm, Cool	OL-70121
Aux, Mode, J1, J2, Light, Warm, Cool	OL-70123

VL802D Overlay (8) 2p + air


Size: 225cm (L) x 102mm (W)



Button Layout	SKU
Time, Warm, Blower, Light, Mode/Prog, Cool, J1, J2	OL-VL802

Balboa VL702S

Size: 207mm (L) x 105mm (W)




OL-70221

Button Layout	SKU
Blwr, Mode, J1, J2, Lt, Wm, Cool	OL-70223
Aux, Mode, J1, J2, Lt, Wm, Cool	OL-70221

Balboa VL801D

Size: 178mm (L) x 75mm (W)



OL-80121

Button Layout	SKU
Time, Mode, Warm, Cool, Jets, Aux, Light	OL-80131
Time, Mode, Warm, Cool, Jets, Aux, Blower, Lightz	OL-80111
Time, Mode, Warm, Cool, Jets 1, Jets 2, Blower, Light	OL-80121
Time, Mode, Warm, Cool, Jets 1, Jets 2&3, Blower, Light	OL-80122

Balboa ML200

Size: 105mm (L) x 35mm (W)



Button Layout	SKU
Jets, Aux, Temp, Light	OL-20141

Balboa ML550

Size: 338mm (L) x 48mm (W)



Button Layout	SKU
Cool, Warm, Jets 1, Jets 2, Jets 3, Light, Mode	OL-55030

Balboa ML551

Size: 175mm (L) x 75mm (W)



Button Layout	SKU
Light, Mode, Warm, Jets 1, Jets 2, Blower, Cool	OL-55121

ML700 Overlay (8) 2p + air

Size: 238mm (L) x 65mm (W)



Button Layout	SKU
Time, Warm, Light, Blower, Mode / Prog, Cool, Jets 1, Jets 2	OL-70021

ML700 Overlay (8) 3p no air

Size: 238mm (L) x 65mm (W)



Button Layout	SKU
Time, Warm, Light, Jets 3, Mode / Prog, Cool, Jets 1, Jets 2	OL-70030

ML900 Overlay (12) 3p + air

Size: 286mm (L) x 68mm (W)



Button Layout	SKU
Time, Warm, Jets 1, Jets 2, Jets 3, Option, Mode / Prog, Cool, Invert, Fiber, Light, Blower	OL-90031

ML900 Overlay (12) 4p no air

Size: 286mm (L) x 68mm (W)



Button Layout	SKU
Time, Mode/Prog, Warm, Cool, Jets 1, Jets 2, Jets 3, Jets 4, Invert, Fibre, Light and Option	OL-90040

Balboa TP400

Size: 206mm (L) x 50mm (W)




OL-40014

Button Layout	SKU
Warm, Cool, Light, Jets	OL-40010
Temp, Jets, Light, Aux	OL-40014

TP500S Overlay 2 Pump

Size: 168mm (L) x 68mm (W)



Button Layout	SKU
Warm, Cool, Menu, Light, Jets, Aux	OL-TP500

Balboa TP600

Size: 168mm (L) x 68mm (W)



OL-60011

Button Layout	SKU
Jets, Aux, Flip, Warm, Light, Cool	OL-60011
J1, J2, Flip, Warm, Light, Cool	OL-60010

Balboa TP800

Size: 243mm (L) x 72mm (W)



Button Layout	SKU
Jets 1, Jets 2, Aux, Light, Up, Down, Left, Right, Select	OL-40015

Balboa TP900

Size: 245mm (L) x 95mm (W)



Button Layout	SKU
Up, Down, Left, Right & Select	OL-40016

Aeware IN.K450-30P

Size: 184mm (L) x 76mm (W)



Button Layout	SKU
On, P1, P2, P3, Light, Up, Down	OL-GC453

Aeware IN.K600 Graphic

Size: 210mm (L) x 95mm (W)



Button Layout	SKU
Light/Pump 1 to 5/OK/+/-/Prog/Power	OL-GC492

Gecko Overlay IN.K800

Size: 210mm (L) x 95mm (W)



Button Layout	SKU
Settings/Mode/P1/P2/P3/AUX1/AUX2/Light/Up/Down	OL-GC490

Gecko Overlay IN.K500

Size: 180mm (L) x 85mm (W)



Button Layout	SKU
Settings/Light/Mode/Pump 1/Pump 2/Up/Down	OL-GC491

Gecko Overlay IN.K200



OL-GC494



OL-GC489

Pumps	Size	Button Layout	SKU
1	L: 104mm H: 45mm	Pump /Light/Up/Down	OL-GC494
2	L: 114mm H: 44mm	Pump 1/Pump 2/Light/Up,Down	OL-GC489

Gecko Overlay IN.K300



OL-GC486



OL-GC487

Pumps	Size	Button Layout	SKU
1	L: 146mm H: 44mm	Pump /Light/Up/Down	OL-GC486
2	L: 146mm H: 44mm	Pump 1/Pump 2/Light/Up,Down	OL-GC487

Gecko TSC-4 (K-4)



OL-GC411

Size: 178mm (L) x 82mm (W)
164mm (L) x 69mm (W)

Button Layout	SKU
8 buttons : Up, Pump 1, Pump 2, Prog, Down, Blower, Light, Mode	OL-GC481
10 buttons : Filter Pump, Pump 1, Pump 2, Blower, Light, Clock, Econ, Filter, Up, Down	OL-GC411

Gecko Overlay TSC-8

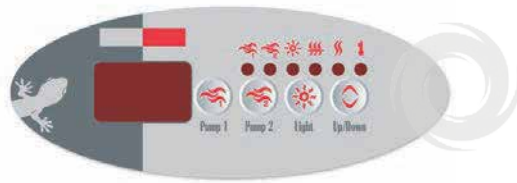


OL-GEC81

Size: 178mm (L) x 82mm (W)
164mm (L) x 69mm (W)

Button Layout	SKU
8 buttons : Pump 1, Pump 2, Blower, Light, Power, Filter, Temp up, Temp down	OL-GEC81
10 buttons : Power/Pump 1/Pump 2/Light/Up/Economy/Pump	OL-GC493

Gecko Overlay TSC-9



OL-GC485

Size: 104mm (L) x 42mm (H)

Pumps	Button Layout	SKU
1	Pump/Light/Up/Down	OL-GC484
2	Pump 1/Pump 2 / Light/Up,Down	OL-GC485

Gecko TSC-35 (K-35)

Size: 178mm (L) x 82mm (W)



Button Layout	SKU
Pump 1, Pump 2, Blower, Light, Up, Down	OL-GC351

Gecko Overlay TSC-18 GE1



OL-GC482



OL-GC483

Pumps	Size	Button Layout	SKU
1	L: 113mm H: 52mm	Pump/Light/Up/Down	OL-GC482
2	L: 113mm H: 52mm	Pump 1/Pump 2/Light/Up,Down	OL-GC483

Gecko TSC-19 (K-19)

Size: 178mm (L) x 82mm (W)



Button Layout	SKU
Pump 1, Pump 2, Light, Up/Down	OL-GC192

Vian Power TP600

Size: 168mm (L) x 68mm (W)



OL-60051

Button Layout	SKU
Jets, Flip, Warm, Light, Cool	OL-60050
Jets, Aux, Flip, Warm, Light, Cool	OL-60051
Jets 1, Jets 2, Aux, Warm, Light, Cool	OL-60052
Jets 1, Jets 2, Jets 3, Temp, Aux, Light	OL-60053

Davey SP600



OL-SP601



OL-SP611

Size	Button Layout	SKU
L: 108mm H: 45mm	Oval - Up, Down, Pump, Blower	OL-SP601
L: 118mm H: 65mm	Rectangular - Up, Down, Pump, Blower	OL-SP611

Davey SP800



OL-SP120



OL-SP121

Size	Button Layout	SKU
L: 170mm H: 85mm	Oval - Up, Dn, Disp, Lt+, Lt-, P1, P2, P3, P4, Br, Cycle	OL-SP120
L: 170mm H: 85mm	Rectangular - Up, Dn, Disp, Lt+, Lt-, P1, P2, P3, P4, Br, Cycle	OL-SP121

Davey SP1200



OL-SP800



OL-SP801

Size	Button Layout	SKU
L: 163mm H: 79mm	Oval - Up, Dwn, Disp, Lt+, Lt-, P1, P2, Br, Cycle	OL-SP800
L: 170mm H: 88mm	Rectangular - Up, Dwn, Disp, Lt+, Lt-, P1, P2, Br, Cycle	OL-SP801

Hydroquip Eco-7


Size: 165mm (L) x 70mm (W)



Button Layout	SKU
Jets, Light, Up, Down	OL-07010

Hydroquip Overlay HT-2 8 Button

Size: 165mm (L) x 70mm (W)



Button Layout	SKU
8 Button: P1, P2, BL, I, PRG, EC, UP/Down	OL-08010



LATEST PRODUCTS

PACK AEWARE IN.YJ 3 / IN.K300

THE NEW IN.YJ-V3 AND IN.K300 ARE THE IDEAL COMBINATION FOR ANY SMALL FOOTPRINT SPA.

THE IN.YJ-V3 AND IN.K300 HAS THE POWER FOR PERFECT FUNCTIONALITY.

BOOSTED CPU AND ENHANCED MEMORY

COMPACT, WITH A BRIGHT LCD SCREEN

INCLUDES REMOTE HEATER ASSEMBLY

SKU PK-AE300



PACK AEWARE IN.YE 5 / IN.K8

BOTH IN.YE5 AND IN.K8 DELIVER OPTIMAL PERFORMANCE AND TOTAL CONTROL.

IN.YE5 AND IN.K8 IS THE PERFECT SOLUTION TO BRING YOUR CUSTOMERS' SPAS TO THE NEXT LEVEL.

EASY TO INSTALL AND CONNECT TO PUMPS


IN.K8 FEATURES 8 KEYS AND A LCD SCREEN

EASIER ACCESS TO ALL SYSTEM FUNCTIONS

SKU PK-AE500

GECKO[®]

HEATERS



Balboa M7

Compatible with: Duplex Value Pack, 2005 LE, Elite M7

Heater length: 15 inches
 Heater Diameter: 2 inches
 Between terminals: 1.25 inches
 Overall length complete: 19.5 inches



M7 Sensors

kW	Amps	Material	SKU
2.0	8-8.5	Incoloy	HT-BM720
3.0	11.5-12	Incoloy	HT-BM730

Balboa M7 Plug n' Click

Compatible with: BP500/501, BP600/601 and BP2100

Heater length: 15 inches
 Heater Diameter: 2 inches
 Between terminals: 1.25 inches
 Overall length complete: 19.5 inches



M7 Sensors

kW	Amps	Material	SKU
2.0	8.3-9	Incoloy	HT-BPC20
3.0	11.5-12	Incoloy	HT-BPC30

Balboa with Pressure Switch

Compatible with: Lite leader box, M1, M3 TUV and more

Heater length: 15 inches
 Heater Diameter: 2 inches
 Between terminals: 1.25 inches
 Overall length complete: 19.5 inches



Sensors: Pre M7 + Pressure Switch

kW	Amps	Material	SKU
2.0	8-8.5	Incoloy	HT-BPS20
3.0	11.5-12	Incoloy	HT-BPS30
5.5	12-22	Incoloy	HT-BPS55

Balboa Auxiliary-Slave Heater

Compatible with: All GS, GL & BP Series

Heater length: 15 inches
 Heater Diameter: 2 inches
 Between terminals: 1.25 inches
 Overall length complete: 19.5 inches



Built in high limit sensor, flow governed by the main control box.

kW	Amps	Material	SKU
3.0	11.5-12	Incoloy	HT-BSL30

Balboa M7 with Studs

Heater length: 15 inches
 Heater Diameter: 2 inches
 Between terminals: 1.25 inches
 Overall length complete: 19.5 inches



Compatible with: All GS and GL models

M7 Sensors

kW	Amps	Material	SKU
2.0	8-8.5	Incoloy	HT-BST20
3.0	11.5-12	Incoloy	HT-BST31

Balboa Heat Pump (6kW)

Compatible with: Balboa BP system upgrade

Length: 800 mm

Width: 310 mm

Height: 540 mm



SKU
HT-CLM60

Volts	kW	Hz	Amps
230	1.3	50	2.4-6.3

Balboa 2.0KW Heater M7 Plus with Studs for BP200

Compatible with: BP200 Box

Heater length: 500 mm

Between terminals: 280 mm



M7 Sensors

kW	Amps	SKU
2.0	9	HT-GM427

Balboa 3.0KW Heater M7 Plus with Studs for BP200

Compatible with: BP200 Box

Heater length: 495 mm

Diameter: 80 mm



M7 Sensors

kW	Amps	SKU
2.0	11	HT-GM428

Balboa 3.0kW M7 Plus for BP200

Compatible with: BP200 box

Heater length: 15 inches
 Heater Diameter: 2 inches
 Between terminals: 1.25 inches
 Overall length complete: 19.5 inches

M7 Sensors



kW	Amps	Material	SKU
3.0	11.5-12	Incoloy	HT-GM437

Balboa M7 (For new GS100)

Compatible with: GS100 Control Boxes (new plastic style)

Heater length: 10.25 inches
 Heater Diameter: 1.5 inches
 Between terminals: 1.25 inches
 Overall length complete: 14.75 inches

M7 Sensors



kW	Amps	Material	SKU
2.0	8-8.5	Incoloy	HT-GM721

LX H20 and H30-RS1 1.5" with Thermoregulator

Compatible with: Some Chinese Hot Tubs

Heater length: 135mm
 Heater Diameter: 50mm
 Overall height: 150mm
 Overall length complete: 165mm

Pressure switch built into the heater run on a separate cord



kW	Amps	Material	SKU
2.0	9	Plastic	HT-LX201
3.0	13.4	Plastic	HT-LX311

LX H30-R1 1.5" (Straight)

Compatible with: Some Chinese Hot Tubs

Heater length: 265mm
 Heater Diameter: 50mm
 Overall height: 120mm
 Overall length complete: 315mm

Built-in Pressure Switch, temp controlled by the control box. High limit thermal cut out built in.



HT-LX301

kW	Amps	PS Cable	SKU
3.0	13.6	With	HT-LX301
3.0	13.6	Without	HT-LX321

LX H30-R2 1.5" (L-Shape)

Compatible with: Some Chinese Hot Tubs

Heater length: 255mm
 Heater Diameter: 50mm
 Overall height: 140mm
 Overall length complete: 300mm

Built-in Pressure Switch, temp controlled by the control box. High limit thermal cut out built in.



HT-LX302

HT-LX322

kW	Amps	PS Cable	SKU
3.0	13.6	With	HT-LX302
3.0	13.6	Without	HT-LX322

LX H30-R3 1.5"(T-Shape)

Compatible with: Some Chinese Hot Tubs

Heater length: 250mm
 Heater diameter: 50mm
 Overall height: 200mm
 Overall length complete: 340mm

Built-in Pressure Switch, temp controlled by the control box. High limit thermal cut out built in.



HT-LX303

HT-LX323

kW	Amps	PS Cable	SKU
3.0	13.6	With	HT-LX303
3.0	13.6	Without	HT-LX323

LX H30-R1 2" (Straight)

Compatible with: Some Chinese Hot Tubs

Heater length: 330mm
 Heater Diameter: 63mm
 Overall height: 45mm
 Overall length complete: 445mm

Built-in Pressure Switch,
 temp controlled by the
 control box. High limit
 thermal cut out built in.



HT-LX304



HT-LX324

kW	Amps	PS Cable	SKU
3.0	13.6	With	HT-LX304
3.0	13.6	Without	HT-LX324

Gecko in.temp Heat Pump

The in.temp is one of the most economical ways of heating your spa efficiently. Using the free renewable energy from the air, it is over 4/5 times more efficient than traditional heating.

Plug and Play

Energy Saving up to 75%*

Up to 6 different modes operation: Eco Heat, Smart Heat, Eco Auto, Smart Auto, Cool and Electric

Wide ambient working range: -5° to 43°.

(* Information related savings are provided by the manufacturer and it can vary depending on different conditions.



kW	Amps	Length	Width	Height	SKU
5.0	3.9-6.07	794mm	346mm	555mm	HT-TEM10
7.5	5.9-8.67	902mm	356mm	661mm	HT-TEM75

Gecko HEAT.WAV Heater SSPA

Compatible with: Gecko SSPA (2kW)

Heater length: 15 inches
 Heater Diameter: 2 inches
 Between terminals: 1.25 inches
 Overall length complete: 19.5 inches



kW	Amps	SKU
2.0	8-8.5	HT-GHW20
3.0	12.5	HT-GHW21

Gecko HEAT.WAV 3.0kW Heater MSPA

Compatible with: Gecko MSPA-MP control box (the big blue one).

Heater length: 15 inches
 Heater Diameter: 2 inches



kW	Amps	SKU
3.0	14.4	HT-GHW30

Aeware HEAT.WAV Heater (IN.XE)

Compatible with: AeWare IN.XE Systems

Heater length: 15 inches
Heater Diameter: 2 inches
Between terminals: 1.25 inches
Overall length complete: 19.5 inches

Gecko Sensors (ribbon style) + Pressure Switch.



kW	Amps	SKU
2.0	8-8.5	HT-AHW20
3.0	10.9	HT-AHW30
4.0	14.5	HT-AHW40

AeWare IN.THERM Remote Heater

Compatible with: Aeware IN.XM, IN.XM2 Systems

Heater length: 368mm
Heater Diameter: 2 inches
Heater height: 127mm
Heater depth: 114mm

Sensors and Flow Detection Built-in within self contained unit.



kW	Amps	SKU
2.0	8-8.5	HT-AE120
3.8	15-16	HT-AE138

AeWare IN.YJ Remote Heater

Compatible with: IN.YJ System only

Heater length: 368mm



kW	Amps	SKU
1.3	5.4	HT-AE122
2.0	8.3	HT-AE121
3.0	12.5	HT-AE123
4.0	16	HT-AE124

Aeware IN.XM2 & IN.Clear Mounting Bracket

Compatible with: IN.THERM Heater and IN.CLEAR. This is used on IN.XM and IN.XM2 boxes. Sold individually.



SKU
HT-AE992

HydroQuip 2kW Flow Thru Heater SSPA

Compatible with: Gecko SSPA control box

Heater length: 15 inches
Heater Diameter: 2 inches
Between terminals: 1.25 inches
Overall length complete: 19.5 inches

Gecko Sensors + Pressure Switch.



kW	Amps	SKU
2.0	8-8.5	HT-GEC20

HydroQuip 3.6kW Flow Thru Heater MSPA

Compatible with: Gecko MSPA control box

Heater length: 15 inches
Heater Diameter: 2 inches
Between terminals: 10.25 inches
Overall length complete: 15 inches

Gecko Sensors + Pressure Switch.



kW	Amps	SKU
3.6	14.4	HT-GEC36

HydroQuip 1.5kW Double Barrell

This is a generic replacement model for C3

Heater length: 387mm
 Heater Diameter: 2 inches
 Between terminals: 1.25 inches
 Overall length complete: 19.5 inches

Gecko Sensors + Pressure Switch



kW	Amps	SKU
1.5	6.25	HT-LG015

HydroQuip 2.5kW Challenger heater

Compatible with: Gulf Coast Spas with the blue faced metal control box amongst others

Heater length: 15 inches
 Heater Diameter: 2 inches
 Between terminals: 1.25 inches
 Overall length complete: 19.5 inches

Gecko Sensors + Pressure Switch




kW	Amps	SKU
2.5	10-10.5	HT-HQ030

(Davey) Spa Power

Compatible with: Spa Power Systems

Davey sensors + Built-in flow detection



Type	kW	Amps	SKU
SP600/601	1.5	6-6.5	HT-SP601
SSP600/601/800	2.0	8-8.5	HT-SP602
SP800	3.0	11.5-12	HT-SP803
SP1200	3.5	14-14.5	HT-SP135
SP1200	4.5	18-18.5	HT-SP145
SP1200	6.0	24-24.5	HT-SP160

Joyonway 2.0KW Heater

Heater length: 291 mm

Diameter: 80 mm

Overall length complete: 374 mm



kW	Amps	SKU
2.0	8.0-8.5	HT-JO200

Joyonway 3.0KW Heater

Heater length: 291 mm

Diameter: 80 mm

Overall length complete: 374 mm

M7 Sensors



kW	Amps	SKU
3.0	11.5-12.00	HT-JO300

3.0kW Vita Spa Flow Thru Heater

Compatible with: Vita Spas - C2300-0010ET

Heater length: 17.75 inches
 Heater Diameter: 2 inches
 Between terminals: 1.25 inches



kW	Amps	Material	SKU
3.0	13.0	Incoloy	HT-VI010

3.6kW Curved Tee Heater

Compatible with: Arctic Spa Models Cub, Fox, Glacier, Yukon, Frontier, Summit, Klondiker, Kodiak, Tundra 2002 - 2005. This unit will also work with newer models 2005 - 2007 as the pipework is flexible and can be easily re-positioned.

Heater length: 215mm
Heater Diameter: 54mm



kW	Amps	SKU
3.6	13.5-14.5	HT-AC136

3.6kW Straight Tee Heater

Compatible with: Arctic Spa Models Cub, Fox, Glacier, Yukon, Frontier, Summit, Klondiker, Kodiak, Tundra 2002 - 2005. This unit will also work with newer models 2005 - 2007 as the pipework is flexible and can be easily re-positioned.

Heater length: 326mm
Heater Diameter: 54mm



kW	Amps	SKU
3.6	13.5-14.5	HT-AC137

Sundance Low Flo 2.7kW Heater

Compatible with: Sundance 2.7kW Low Flow 6500-315 Smart Heater

Heater length: 380mm
Heater Diameter: 107mm
Overall length complete: 500mm

Harwil reed flow switch (not included)



kW	Amps	SKU
2.7	10.5-11.5	HT-SD027

Laing 2.9kW Half Loop Style Heater

Compatible with: Sundance Spas, Jacuzzi, Caldera and more

Heater length: 675mm
Heater Diameter: 19mm

Harwil reed flow switch (not included)



kW	Amps	SKU
2.9	11.6	HT-LG029

Balboa Heater Terminal Strap

Compatible with: all plastic Balboa control boxes (excluding BP.) Sold individually.

Connections / Fixings: 10mm nut x 2 to secure the copper strap in place



SKU
HT-BHS30

Sundance/Jacuzzi Low Flo 2.7kW

Compatible with: Sundance 6500-401 / Replaces C3478-1A

Heater height: approx. 295mm
Heater Depth: 107mm (excluding hose connection at top).
Overall length: approx. 58cm

Harwil reed flow switch (not included)



kW	Amps	SKU
2.7	10.5	HT-SD478

3.6kW Heater Element Titanium 7"

Compatible with: replacement element for Balboa, HydroQuip, Gecko, Thermcore, Aquatemp, RMF, Spa Builders, Brett Aqualine

Element length: 178mm
 Element height (approx): 60mm
 Between centre of terminals: 33mm



kW	Amps	SKU
3.6	13.5-14.5	HT-TE361

H30 Heater Element

Compatible with: replacement element for H30-R1, H30-R2, H30-R3.

Element length: 168mm
 Element height (approx): 50mm
 Between centre of terminals: 25mm



kW	Amps	SKU
3.0	11.6	HT-LX030

Titanium Standard Element

Compatible with: Replacement for Balboa, HydroQuip, Gecko, Thermcore, Aquatemp, RMF, Spa Builders, Brett Aqualine etc.

Element length: 270mm
 Element height (approx): 60mm
 Between centre of terminals: 33mm



kW	Amps	SKU
2.0	6.0	HT-TE200
2.5	10.0	HT-TE250
3.0	12.0	HT-TE300
4.0	16.0	HT-TE400
5.5	22.0	HT-TE550

Incoloy Standard Element

Compatible with: Replacement for Balboa, HydroQuip, Gecko, Thermcore, Aquatemp, RMF, Spa Builders, Brett Aqualine, etc.

Element length: 270mm
 Element height (approx): 60mm
 Between centre of terminals: 33mm



kW	Amps	SKU
1.5	6.0	HT-ELS15
2.0	8.0	HT-ELS20
2.5	10.0	HT-ELS25
3.0	12.0	HT-ELS30
4.0	16.0	HT-ELS40
5.5	22.0	HT-ELS55

3.6KW Heater Element to fit Arctic Spa

Compatible with: Replacement for element found on Arctic Spas curved tee heater and straight tee heater models.

Element length: 175mm
 Element height (approx): 29mm
 Between centre of terminals: 25mm



kW	Amps	SKU
3.6	13.5-14.5	HT-HE360

3kW Official Balboa Heater Element Incoloy

Compatible with: Balboa heater tubes, especially designed to be the correct distance away from the M7 sensors.

Element length: 270mm
 Element height (approx): 60mm
 Between centre of terminals: 33mm.



kW	Amps	SKU
3.0	12.0	HT-B3080

Vian Power C5 plus Heat Pump

Full DC Inverter Heat Pump



SKU

HP-VP501

Vian Power S7 plus Heat Pump

Full DC Inverter Heat Pump



SKU

HP-VP700

AIR BLOWERS



Ultra 9000

It has a 2" socket and the existing wire can be swapped to match your current wiring.

Connection: 2 inch socket



BL-U9010

Model	Watts	Amps	HP	SKU
1 HP	747	2.5	1.0	BL-U9010
1.5 HP	1120	3.5	2.5	BL-U9015
2 HP	1494	6	2.0	BL-U9020

Ultra 9000 Motor Only

Comes with wiring ready to install into the existing housing.



BL-U9016

Model	SKU
1 HP	BL-U9011
1.5 HP	BL-U9016
2 HP	BL-U9021

Spa Quip 940W Variable Speed

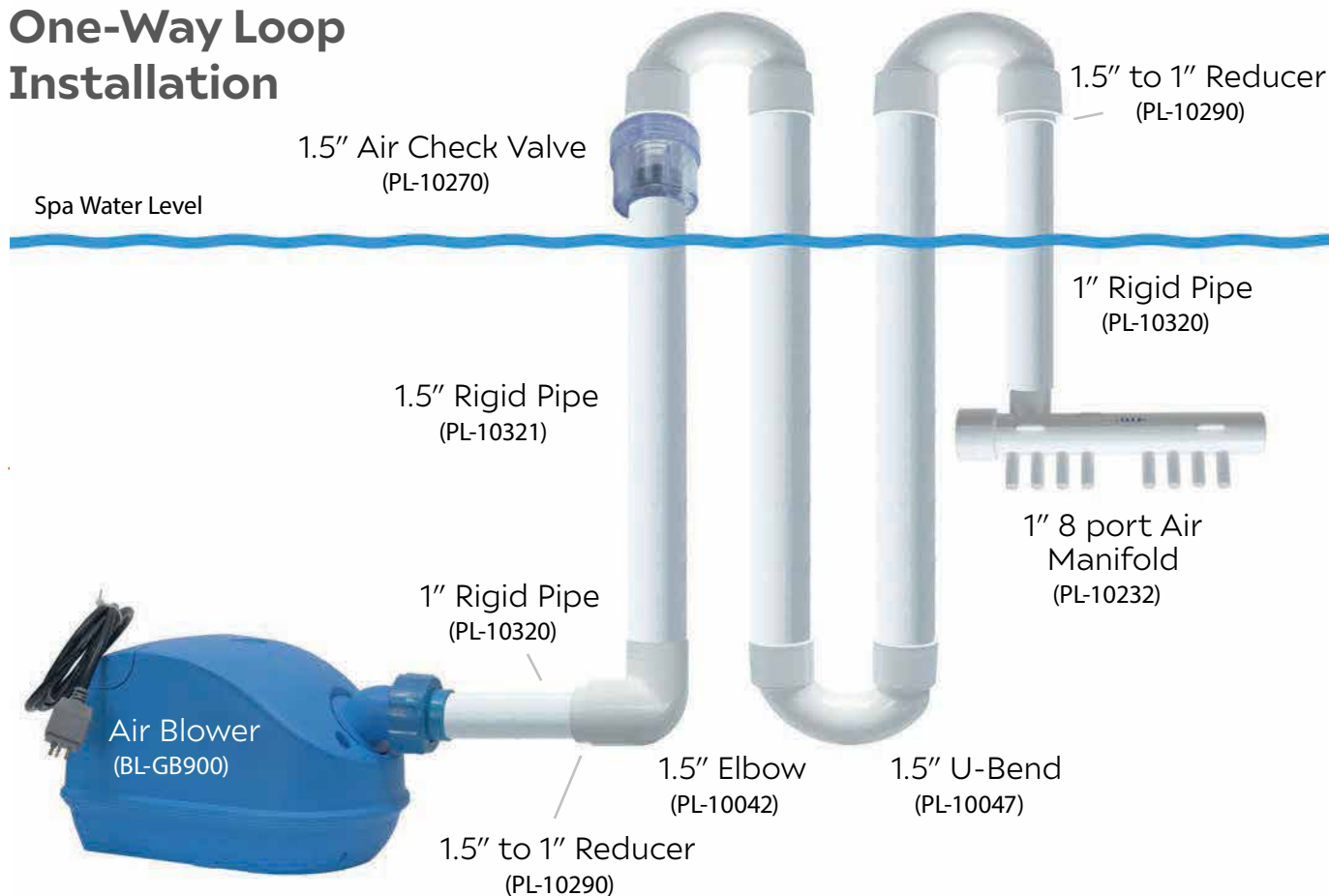
Supplied with AMP plug

Connection: 1.5 inch socket
Watts: 940
Amps: 2.5
HP: 1.3



SKU
BL-SP940

One-Way Loop Installation



PLUMBING



Pipe Sizing Reference

If you use this handy pipe size conversion this will help to determine the size of pipe work needed.
Any questions please call.

Our size (Internal Bore)	Conversion (Outside Diameter)
1 inch	1.3 inches (33.4 mm)
1 1/4 inch	1.7 inches (42.2 mm)
1 1/2 inch	1.9 inches (48.3 mm)
2 inch	2.4 inches (60.3 mm)
2 1/2 inch	2.9 inches (73.0 mm)
3 inch	3.5 inches (88.9 mm)



Rigid Pipe (Sold by the metre)

Note: Max cut of 1m but you can order several length of 1m. if needed. Sold by the metre.

Diameter	SKU
1/2 inch	PL-10324
3/4 inch	PL-10323
1 inch	PL-10320
1.5 inch	PL-10321
2 inch	PL-10322
32mm	PL-10332
50mm	PL-10331
63mm	PL-10330



Flexible Pipe (Sold by the metre)

Diameter	Max. Cut	SKU
1/2 inch	30m	PL-10313
3/4 inch	30m	PL-10314
1 inch	15m	PL-10310
1.5 inch	15m	PL-10311
1.5 inch (pre-cut)	1m	PL-11404
2 inch	15m	PL-10312
2.5 inch	15m	PL-10315



Note: Max cut depending on diameter. Sold by the metre.

Vinyl Pipe (Sold by the metre)

Note: Max cut depending on diameter. Sold by the metre.



Size	Reel Size	SKU
1/4 x 3/8 inch (air)	180m	PL-10342
3/8 inch (air)	150m	PL-10341
3/4 inch (water)	45m	PL-10340

Pool Vacuum Hose 38mm (length 13m)

Flexible Hose for Pools.
Cuffed on both sides.

Sold as 13m length



Size	SKU
1 1/2" / 38mm	PL-38013

Socket (Plain)

Diameter	SKU
1/2 inch	PL-10007
3/4 inch	PL-10012
1 inch	PL-10030
1.5 inch	PL-10045
2 inch	PL-10066
32mm	PL-32004
50mm	PL-50004
63mm	PL-63004



Tee

Diameter	SKU
1/2 inch	PL-10008
3/4 inch	PL-10014
1 inch	PL-10029
1.5 inch	PL-10044
2 inch	PL-10069
32mm	PL-32002
50mm	PL-50002
63mm	PL-63002



45° Elbow

Diameter	SKU
1/2 inch	PL-10018
3/4 inch	PL-10015
1 inch	PL-10026
1.5 inch	PL-10040
2 inch	PL-10060
32mm	PL-32000
50mm	PL-50000
63mm	PL-63000



90° Elbow

Diameter	SKU
1/2 inch	PL-10009
3/4 inch	PL-10011
1 inch	PL-10027
1.5 inch	PL-10042
2 inch	PL-10062
32mm	PL-32001
50mm	PL-50001
63mm	PL-63001



45° Elbow (Male-Female)

Diameter	SKU
1 inch	PL-10025
1.5 inch	PL-10041
2 inch	PL-10061



90° Elbow (Male-Female)

Diameter	SKU
1 inch	PL-10028
1.5 inch	PL-10043
2 inch	PL-10063



Sweep Elbow

Diameter	SKU
1.5 inch	PL-19110
2 inch	PL-10064



Sweep Elbow (Male-Female)

Diameter	SKU
1.5 inch	PL-19100
2 inch	PL-10065



45° Elbow (Male - Male)



Diameter	SKU
2 inch	PL-10160

90° elbow (Male - Male)



Diameter	SKU
1.5 inch	PL-10142

U-Bend



Diameter	SKU
1.5 inch	PL-10047

Discharge Tee



Diameter	SKU
1.5" Spg x 1" S x 1" S	PL-10300
50mm Spg x 32mm S x 32 mm S	PL-10301

Stop End (Socket)



Diameter	SKU
1/2 inch	PL-10010
3/4 inch	PL-10013
1 inch	PL-10033
1.5 inch	PL-10050
2 inch	PL-10168
32mm	PL-32003
50mm	PL-50003
63mm	PL-63003

Stop End (Spigot)



Diameter	SKU
3/8 inch	PL-10038
3/4 inch	PL-10039
1 inch	PL-10031
1.5 inch	PL-10046
2 inch	PL-10068

Bell End Reducer



Diameter	SKU
1.5" S x 1" S	PL-10295

50 mm x 38mm x 32 mm Reducer



Diameter	SKU
50mm > 38mm > 32mm	PL-10511

Barb Reducer



Diameter	SKU
1" - 3/8"	PL-10510
1" - 3/4"	PL-10293
1.5" - 3/4"	PL-10291
2" - 3/4"	PL-10296

Reducing Adapters Imperial to Metric (S x S)



Diameter	SKU
1" to 32mm	PL-10032
1.5" to 50mm	PL-10048
2" to 63mm	PL-10070

Intex Hosing (Pool)



Size	SKU
1.25" - 1.5"	PL-IHC01

Threaded Nipple



Diameter	SKU
1.5" S x 1.5" male threaded nipple	PL-10299

Pipe Extender



Diameter	SKU
1/2 inch	PL-11000
3/4 inch	PL-12000
1 inch	PL-13000
1.5 inch	PL-15000
2 inch	PL-16000
2.5 inch	PL-17000

Internal Joiner



Diameter	SKU
1 inch	PL-14100
1.5 inch	PL-14110
2 inch	PL-14120

PVC Fitting Extender White



Diameter	SKU
2 inch	PL-16001
1.5 inch	PL-15001

Socket Barb



Diameter	SKU
3-eighth inch RB	PL-10004
3-quarter inch SB	PL-10002

Reducing Bush (Spg x S)



Diameter	SKU
3/4" - 1/2"	PL-10294
1" - 3/4"	PL-10297
1" - 1/2"	PL-10298
1.5" - 1"	PL-10290
2" - 1.5"	PL-10292
63mm x 50mm	PL-63500
50mm x 32mm	PL-50320

32mm - 1 inch Adapter Socket



Size	SKU
32mm - 1"	PL-10356

Elbow Ribbed Barb



Type	SKU
3/4"	PL-10003

Tee Smooth Barb



Diameter	SKU
3/4" SB x 3/4" SB x 3/4" SB	PL-10001
3/4" SB x 3/4" SB x 3/8" SB	PL-10016
3/8" SB x 3/8" SB x 3/8" SB	PL-10019

1.5 inch Nipple PVC-U



Diameter	SKU
35mm > 54mm > 42mm	PL-10303

Manifold Bung



Diameter	SKU
1/2"	PL-10237
3/4"	PL-10240

Air Manifold

Diameter	SKU
1" Spg x 3/8" SB (2)	PL-10243
1" S x 1" Spg x 3/8" RB (4)	PL-10233
1" S x 1" Spg x 1" Spg x 3/8" SB (8)	PL-10232
1.5" S x 1.5" Spg x 3/8" SB (10)	PL-14660
1.5" S x 1.5" Spg x 3/8" SB (16)	PL-14200



Water Manifold and Wye



Diameter	SKU
1.5" S x 1.5" S x 1.5" S	PL-10239
1.5" S x 1.5" Spg x 3/4" SB (4)	PL-10234
2" S x 2" S x 2" S	PL-10238
2" S x 3/4" RB (2)	PL-10244
2" S x 2" Spg x 1/2" S (4)	PL-10235
2" S x 2" Spg x 1/2" S (6)	PL-10236
2" S x 2" Spg x 3/4" SB (4)	PL-10231
2" S x 2" Spg x 3/4" S (4)	PL-10242
2" S x 3/4" S (5)	PL-10246
2" S x 2" Spg x 3/4" SB (6)	PL-10230
2" S x 2" S x 3/4" S (6)	PL-10245
Balboa 8 Port Cycle Valve III	BA-C8075
3/8" Wye Barb	PL-10022
3/4" Wye Barb	PL-10006

Air Check Valve



Size	SKU
1.5" S / S	PL-10270
2" S / S	PL-10273

Slide Gate Valve

Note: Used to isolate a section of pipe work usually for easy access maintenance purposes.

Size	SKU
1.5 inch (S x Spg)	PL-10192
1.5 inch (Spg x Spg)	PL-10193
2 inch (S x S)	PL-10196
2 inch (S x Spg)	PL-10194
2 inch (Spg x Spg)	PL-10195
2.5 inch (S x S)	PL-10198
2.5 inch (S x Spg)	PL-10197



Flapper Check Valve



Size	Pressure	SKU
2" S / S	1.25-2lbs	PL-10271
2" S / S	2.5-8lbs	PL-10272

1 inch Check Valve



Size	SKU
1" S / S	PL-10283
1" S / S	PL-10279

Air Relief Plug & O'Ring



Sold separately

Part	Diameter	SKU
Plug	3/8 inch MPT	PL-10082
O'Ring	15mm	PL-10083

Air Bleed Assembly



Size	SKU
32mm	PL-10091

Air Bleed Elbow



Size	SKU
2" S x 2" Spg x 3/8 inch MPT	PL-10081

Air Bleed Tee



Size	SKU
2" S x 2" Spg x 3/8 inch MPT	PL-10080

Socket Union



Size	SKU
1.5 inch	PL-10350
2 inch	PL-10352

Socket Union M Thread to F Socket



Size	SKU
1.5" S x 1.5" male thread (3-piece with MPT thread)	PL-10351

Union Coupler



Size	SKU
1 inch	PL-10353

Union Coupler (with Female Thread)



Size	SKU
2 inch	PL-10355

Unions and Union Parts

Unions

Size	SKU
50mm Hydroair Pump Union	PL-10413
1 inch Hydroair (Blue) Union	PL-10412
1 inch Waterway Union	PL-10408
1.5 inch Hydroair Pump Union	PL-10414
1.5 inch Waterway Union & Tailpiece	PL-10411
2 inch Waterway or Aquaflo Union	PL-10402
2 inch HA440 Union	PL-10401
2 inch Davey Union	PL-32569
2 inch ESPA Pump Union (WIPER3)	PL-ES003
2 inch Heater Union	PL-10400
2 inch MF 45° Union	PL-10410
2 inch 90° Sweep Union	PL-10405
2.5 inch Waterway Union	PL-10407



1": PL-10412



1": PL-10408



1.5": PL-10414



2": PL-10402



2": PL-10170



2": PL-10178

Union Parts

Size	SKU
1 inch Waterway Union O-Ring	PL-10179
1.5 inch Union O-Ring	PL-10173
2 inch Union O-Ring	PL-10171
2.5 inch Union O-Ring	PL-10175
Sundance Sensor O-Ring	PL-10176
1.5 inch Heater O'Ring Gasket (single)	PL-10172
2 inch Heater O'Ring Gasket (single)	PL-10170
2 inch Balboa Heater O'Ring Gasket	PL-10178
2 Inch Diameter Thin Gasket	PL-10177
2 inch diameter Thick Gasket	PL-10174
1.5 inch Heater Tailpiece	PL-10416
2 inch Heater Tailpiece	PL-10404
2.5" Union with 2" Tailpiece	PL-10406
1.5 inch Union Split Nut with Screws	PL-10409
2 inch Heater Union Split Nut with Screws	PL-10403
2 inch Pump Union Split Nut with Screws	PL-10417



1.5": PL-10409



2" thin: PL-10177



2": PL-10405



1.5": PL-10416



2": PL-10400



2": PL-10410

Low Profile Drain



PL-10372

PL-10370

Description	SKU
3/4" SB - white	PL-10372
3/4" socket - stainless steel	PL-10370

1 inch floor drain assembly



Description	SKU
1" S - Grey	PL-10363
1" S - White	PL-10362

Long Wall Fitting Suction (1.5 inch S)



Description	SKU
Full assembly - White	PL-10366
Long Wall Fitting only - White	PL-10376
Suction Cover only - White	PL-10382
Standard Nut only - White	PL-13807

90° Elbow Low Profile Suction



Size	SKU
1.5" socket - Grey	PL-10369
1.5" socket - White	PL-10368

100gpm Suction Assembly



Size	SKU
2" socket - Grey	PL-10361
2" socket - White	PL-10365
1.5" socket - Grey	PL-10377
1.5" socket - White	PL-10380

100gpm Suction Grill



Colour	SKU
Grey	PL-10391

200gpm Suction Assembly (2 inch S)



Size	SKU
2" socket - Grey	PL-10360
2" socket - White	PL-10364
2" socket - Black	PL-10381
2" socket - Stainless Steel	PL-10378

200gpm Suction Grill



Colour	SKU
Grey	PL-10392
White	PL-10390

Suction Grill Screws Stainless Steel



Description	SKU
6mm x 5/8 Inch	PL-10393

2 inch 200gpm Suction Deep Socket



Description	SKU
2" S - White	PL-10374

Drain Off Tap Assembly



Description	SKU
3/4" S x 3/4" MPT - Green and white	PL-10367

1 inch Drain Valve



Size	SKU
1" Socket - Low Profile	PL-10384
1" Socket	PL-10383

1 inch Toggle Switch



Description	SKU
Long - Grey	PL-11017
Long - White	PL-11011

1/2 inch Air Control white



Size	SKU
1/2"	PL-13300

1" Waterway Top Access Air Controller

3 colours available.

Description	SKU
Full assembly - White	PL-10421
Diverter Handle - Grey	PL-10432
Full assembly - Grey	PL-10420
Diverter Handle - Black	PL-10422
Full assembly - Black	PL-10428
Seal	PL-10430
Control Handle - White	PL-10423



1 inch Air Control Humback Style DSG-S



Size	SKU
1" S - Grey	PL-10425

1 inch Hydroair Air Controller



Size	SKU
1" S - White	PL-10429

1 inch Super Deluxe Air Controller



Size	SKU
1" S - Stainless Steel	PL-10424

1 inch ON - OFF Valve



Description	SKU
1" S - 5-Point Textured Grey	PL-10260
1" S - 5-Point Textured Black	PL-10262

2" Waterway Water Diverter & Parts

This will only work with waterway diverters, most likely not Chinese Spas.

2 colours available.

Description	SKU
Full assembly - White	PL-10440
Full assembly - Grey	PL-10441
Diverter Handle - Grey	PL-10444
O'Ring - Black	PL-10445
Valve Insert only	PL-10450



1" Waterway Water Diverter & Parts

2 colours available.

Description	SKU
Diverter Handle - White	PL-10447
Full assembly - Grey	PL-10443
Diverter Handle - Grey	PL-10446



Not sure what plumbing part you need?

Contact our sales team for any assistance or technical information you require.

Edgetec 50mm Diverter Valve Gate

Diverter valve internal



SKU
E9-8005

O'RING: 2" Diverter Gate Valve Shaft o ring

Shaft o ring cmp diverter



SKU
SCOR0076

Edgetec 50mm Diverter Valve Threaded Face Ring

Edgetec diverter threaded face ring



SKU
E9-8006

Diverter Valve Repair Kit: Trueform spas

Cap and internal valve



SKU
5219201

2 inch Water Diverter Grey

2 port diverter



SKU
PL-10441

O ring 2" Diverter Lid

O ring for part CMP 2" 3 way Diverter valve

SKU
SCOR0074

Edgetec 50mm Diverter Valve Cap

Diverter valve cap



SKU
E9-8007

40mm Markon Diverter Valve for trueform spas

Complete 40mm diverter trueform



SKU
5117252

Balboa/Hydroair 50mm(2") Diverter Grey

Information:



SKU
B-11-4000GRY

CMP 2" 3way Diverter Grey

Information:



SKU
A-25048-019

Hot Spring Spas 4 Position Diverter Valve Kit 1998-2008

Information:



SKU
HS-71495

Diverter valve sea breeze 50mm

Information:



SKU
e-2910-SS

Edgetec 50mm Diverter Valve Cap - Sea Breeze

Diverter valve cap



SKU
E9-8008

Sundance Spas Diverter Valve Knob - 2001 - 2004

Information:



SKU
sd6540-877

Sundance Spas Diverter Valve Knob Up to 1998

Diverter valve cap



SKU
sd6540-224

Jazzi Spas 40mm 3 Way Diverter - Black

Increases/decreases water flow



SKU
SP-JAZZ40DIV

Hot spring spa diverter & bezel - warm grey 97-08

Diverter cap 97-2008



SKU
hs73362

2" Water Diverter

Aquarius spas diverter water



SKU
Aqua: wtr:2

2 inch Water Diverter Valve Insert Waterway

Waterway insert valve



SKU
PL-10450

1 inch Diverter or Variboost Grey

Increases/decreases water flow



SKU
PL-10443

1 inch Diverter or Variboost White

Increases/decreases water flow



SKU
PL-10442

2 inch Water Diverter White

Increases/decreases water flow through jets



SKU
PL-10440

Vortex spas air control

Introduces air to water jets



SKU
sw-125965

Edgetec Airon tear drop air venturi control - grey

Introduces air to water jets



SKU
E4584-gr

Edgetec Airon tear drop air venturi control - grey w/ss trim

Information:



SKU

e4580-ss

CMP 2" Diverter Valve - S-Handle Top - Graphite Grey / Silver

Moves water to spa jets



SKU

cmp25043-107

50sq ft Front Access Skim Filter Assembly

PWW50 filter cartridges included

Overall Height: 495mm
Overall Width: 260mm
Overall Depth: 230mm (approx)
Fits hole size: 200mm x 215mm



Colour	SKU
Grey	PL-10152

100sq ft Front Access Skim Filter Assembly

2 x PWW50 filter cartridges included

Overall Height: 500mm
Overall Width: 460mm
Overall Depth: 280mm (approx)
Fits hole size: 380mm x 215mm



Colour	SKU
Grey	PL-10151

IN.CLEAR reducer 2 inch - 3/4 inch



Size	SKU
2 inch	PL-GC234

Square Spa Skimmer White and Backing Plate with screws



Product	Colour	SKU
Square Spa Skimmer	White	PL-10153
Backing Plate	White	PL-11153

2" Dyna-Flo Low Profile HV 15 GPM min.

External diameter at top: 197mm
Height: 500mm
Fits hole size: 175mm

50 sq ft cartridge included.



Colour	SKU
White & Grey	PL-10156

2" Dyna-Flo Plus HV 15 GPM min.

External diameter at top: 197mm
Height: 537mm
Fits hole size: 175mm

50 sq ft cartridge included.



Colour	SKU
White & Grey	PL-10155

Waterway 2" Top Load Filter Assembly

External diameter at top: 190mm
External diameter at bottom: 165mm
Height: 460mm

50 sq ft cartridge included.



Colour	SKU
Black & White	PL-10157

Waterway In-Line & Top-Load Skim Filter Replacement Parts

Colour	SKU
Lock Ring Assembly	PL-10130
O-Ring - Air Relief Plug	PL-10133
Air Relief Plug	PL-10082
O-Ring for Filter Lid	PL-10131
Filter Lid (Top-Load Skim Filter Only)	PL-10132
2 inch Bypass Valve - Black	PL-01040
Filter Mount Base	PL-10136



Waterway Skim Filter Replacement Parts

2 colours available.



Colour	SKU
50 sq ft Filter Tray - Grey	PL-10101
100 sq ft Filter Tray - Grey	PL-10103
Waterway Filter Basket	PL-10105
Filter Basket for 35sq ft Assembly	PL-10104
Weir Door 35sq ft - White	PL-10110
Weir Door 35sq ft - Grey	PL-10111
100 sq ft Front Access Plate Assembly - Grey	PL-10115
Skimmer Escutchen - Stainless Steel	PL-10118
Waterway 2" S x 1.5" Acme Cartridge Mounting Assembly w/ Grate	PL-01098

Waterway Dyna-Flo Skim Filter Replacement Parts

Colour	SKU
Basket - White - 6.4" diameter x 5.62" H	PL-10247
Low Profile Basket - White - 6.35" diameter x 2.75" H	PL-10229
Diverter Plate - Black	PL-10225
Low Profile Diverter Plate - Grey	PL-10227
Weir Assembly - 3 Piece - Grey	PL-10221
Trim Ring Low-Volume - Grey	PL-10119
Trim Ring High-Volume - Grey	PL-10120



JETS & JET PARTS



Jet Information

Identifying the Correct Jet



If you are still finding it difficult to identify your jet, send us an email with the details mentioned and we will source it for you or provide a replacement.

Waterway Cluster Storm

Connections	Height if stood on its face	Diameter of the face	Rear Nozzle Out. Dia.
Push fit with 2 x plastic lugs	75mm	50mm	15mm



Part Name	Picture	Part Name	Picture
Directional Jet Internal, Textured Five Scalloped, Sterling Silver (click in) JT-CS10		Diffuser (click In) JT-DF100	
Directional SS with Grey (Thread in) JT-CS317		Twin Roto Grey Textured (Thread in) JT-CS597	
Directional Grey Textured (Thread in) JT-CS547		Jet Housing 3/4" RB x 3/8" RB (Thread-In) JT-CS550	
Jet Housing 3/4" SB x 3/8" RB (Thread-in) JT-CS560			

Waterway Mini-Storm

Connections	Height if stood on its face	Diameter of the face	Rear Nozzle Out. Dia.
Push fit with 2 x plastic lugs	90mm	78mm	18mm



Part Name	Picture	Part Name	Picture
Directional Jet Internal, Textured Five Scalloped, Sterling Silver (Click In) JT-MST10		Diffuser (Click In) JT-DF101	
Grey Pulse Massage 5-Point Textured (Thread in) JT-MS037		Grey Directional 5-Point SS (Thread in) JT-MS17S	
Grey Roto 5-Point SS (Thread in) JT-MS27S		Jet Housing 3/4" RB x 3/8" RB (Thread in) JT-MS300	
Jet Housing 3/4" SB x 3/8" SB (Thread in) JT-MS330		Grey Twin Roto 5-Point SS (Thread in) JT-MS37S	
Grey Pulse Massage 5-Point SS (Thread in) JT-MS47S		Grey Multi-Massage 5-Point SS (Thread in) JT-MS87S	
Grey Directional 5-Point Textured (Thread in) JT-MS927		Grey Twin Roto 5-Point Textured (Thread in) JT-MS957	
Grey Roto 5-Point Textured (Thread in) JT-MS027		Grey Directional Smooth SS (Thread in) JT-MS146	

Waterway Poly Storm

Connections	Height if stood on its face	Diameter of the face	Rear Nozzle Out. Dia.
Push fit with 2 x plastic lugs	110mm	87 - 100mm	22mm



Part Name	Picture	Part Name	Picture
Directional Jet Internal, Textured Five Scalloped, Grey (Click In) JT-PS10		Diffuser (Click In) JT-DF102	
Roto 5-point Textured GREY (Thread in) JT-PS148		Directional 5-point Textured GREY (Thread in) JT-PS168	
Twin-Roto 5-point Textured GREY (Thread in) JT-PS178		Directional 5-point SS (Thread in) JT-PS18S	
Roto 5-point SS (Thread in) JT-PS27S		Twin-Roto 5-point SS (Thread in) JT-PS38S	
Jet Housing 3/4" RB x 3/8" RB (Thread in) JT-PS400		Jet Housing 3/4" SB x 3/8" RB (Thread in) JT-PS430	

Poly Storm Gunite Body Assembly Complete

Elbow Connections:
1" Spg Air x 1 1/2" Spg Water

Tee Connections: 1 1/2" S Air x 2" S Water

Includes: 430mm of 2" rigid and 430mm of 1" rigid pipe



JT-GU102












Type	SKU
Elbow	JT-GU102
Tee	JT-GU103

Waterway Power Storm

Connections	Height if stood on its face	Diameter of the face	Rear Nozzle Out. Dia.
Push fit with 2 x plastic lugs	135mm	127mm	25mm



Part Name	Picture	Part Name	Picture
Directional Jet Internal, Textured Five Scalped (Click In) JT-PWT10		Diffuser (Click In) JT-DF103	
Jet Housing 3/4" RB x 3/8" RB (Thread in) JT-PS040		Jet Housing 3/4" SB x 3/8" SB (Thread in) JT-PS010	
Directional 5-point SS (Thread in) JT-PW17S		Pulse-Massage 5-point Textured Grey (Thread in) JT-PW747	
Roto 5-point Textured Grey (Thread in) JT-PW607		Twin-Roto 5-point Textured Grey (Thread in) JT-PW617	
Directional 5-point Textured Grey (Thread in) JT-PW637			

Power Storm Gunite Body Assembly Complete

Elbow Connections:
1" Spg Air x 1 1/2" - Spg Water

Tee Connections: 1 1/2" S Air x 2" S Water

Includes: 430mm of 2" rigid and 430mm of 1" rigid pipe



JT-GU100



Type	SKU
Elbow	JT-GU100
Tee	JT-GU101

Waterway Cluster Jets

Connections	Height if stood on its face	Diameter of the face	Rear Nozzle Out. Dia.
Male threaded	40mm	50mm	25mm



Part Name	Picture	Part Name	Picture
Ell Body Assembly - 3/4" SB x 3/8 SB JT-CJ348		Smooth White Fixed Open Cluster Jet Front JT-CJ110	
Jet Front Stainless Steel With Black JT-CJ181		Directional Cluster Jet Front Grey JT-CJ127	
Jet Front Large Face 5-point Textured Grey JT-CJ167		Jet Front Large Face Smooth Grey JT-CJ187	










Waterway Poly Jets

Connections	Height if stood on its face	Diameter of the face	Rear Nozzle Out. Dia.
Male Fine MPT Screw Thread	100mm	107mm	37mm














Part Name	Picture	Part Name	Picture
Ell Body Assembly - 3/4" SB x 3/8 SB JT-PJ348		Body 0.5 Inch Socket JT-PJ340	
Commercial Body Assembly - 1" S x 1" S - No Top Plug JT-PJ100		Wall fitting standard JT-PJ350	
Wall fitting long JT-PJ349		Jet Wall Fitting Gasket JT-PJ351	

Waterway Poly Jets (continued)

Part Name	Picture	Part Name	Picture
Adjustable White JT-PJ190		Large Face Escutcheon White JT-PJ960	
Adjustable Grey JT-PJ197		Large Face Escutcheon Grey JT-PJ967	
Stainless Steel Escutcheon JT-PJ945		5-Scallop Roto White Large Face JT-PJ260	
5-Scallop Massage Black Large Face JT-PJ461		Wrench and Test Plug JT-PJ990	
Pulsator Smooth White JT-PJ710			

Other Waterway Jets

Part Name	Picture	Part Name	Picture
Adjustable Euro Cluster Body - 3/4" RB x 3/8 RB JT-CJ349			
Adjustable Mini Jet Nozzle (old style) JT-MJ100		Adjustable Mini Jet Body - 3/4" SB JT-MJ340	
Adjustable Mini Jet Body 3/8 RB Air x 3/4 RB JT-MJ341		Mini Jet Wall Fitting Gasket JT-MJ342	
Adjustable Mini Jet Nozzle (new style) JT-MJ101		Adjustable Mini Jet White JT-MJ120	
Adjustable Mini Jet Grey JT-MJ127		Mini Jet Pulsator White JT-MJ110	
Mini Jet Smooth Face Pulsator Grey JT-MJ112		Swirl Jet (Ozone Wall Fitting) JT-OJ677	

Pentair Cyclone Euro Jet

Connections	Height if stood on its face	Diameter of the face	Rear Nozzle Out. Dia.
Push, twist and lock	70mm	50mm	14mm



Part Name	Picture	Part Name	Picture
Body Assembly - 3/4" RB x 3/8 RB JT-PT100		Jet Body 3/4" Skt x 3/8" JT-PT139	
Jet Body - Backing Nut JT-PT101		Diffuser JT-DF105	
Directional, Emerald Cut, Textured Jet JT-PT103		Textured Directional Grey JT-PT104	
Smooth Stainless Steel Directional Grey JT-PT102		Marquis Spa Euro Jet & Body 3/8B x 3/4B JT-MQ635	

Pentair Luxury Jet

Connections	Height if stood on its face	Diameter of the face	Rear Nozzle Out. Dia.
Push fit	115mm	90mm	44mm



Part Name	Picture	Part Name	Picture
Body Assembly - 3/4" RB x 3/8" RB JT-PT135		Wall Flange JT-PT136	
Directional, Emerald Cut, Grey JT-PT137		Vari-Swirl, Emerald Cut, Grey JT-PT138	

Pentair Cyclone Micro Jet

Connections	Height if stood on its face	Diameter of the face	Rear Nozzle Out. Dia.
Push, twist and lock	90mm	75mm	14mm



Part Name	Picture	Part Name	Picture
Body Assembly - 3/4" RB x 3/8 RB JT-PT105		Body Assembly - 3/4" S x 3/8" RB JT-PT140	
Jet Body - Backing Nut JT-PT106		Diffuser JT-DF106	
Directional, Emerald Cut, Grey JT-PT110		Adj Swirl, Emerald Cut, Grey JT-PT107	
Textured Directional Grey JT-PT111		Adj Swirl, Textured, Grey JT-PT108	
Smooth Stainless Steel Directional Grey JT-PT112		Adj Swirl, Stainless, Grey JT-PT109	







Pentair Cyclone Luxury Jet

Connections	Height if stood on its face	Diameter of the face	Rear Nozzle Out. Dia.
Push, twist and lock	98mm	90mm	18mm



Part Name	Picture	Part Name	Picture
Jet Body 3/4" x 3/8" JT-PT113		Jet Body - Backing Nut JT-PT114	














Pentair Cyclone Luxury Jet (continued)

Part Name	Picture	Part Name	Picture
Diffuser JT-DF107		Textured Adj Swirl Grey JT-PT116	
Directional, Emerald Cut, Grey JT-PT119		Adj Swirl, Emerald Cut, Grey JT-PT115	
Directional, Stainless, Grey JT-PT118		Adj Swirl, Stainless, Grey JT-PT117	

Pentair Cyclone Jet















Connections	Height if stood on its face	Diameter of the face	Rear Nozzle Out. Dia.
Push, twist and lock	135mm	127mm	18mm



Part Name	Picture	Part Name	Picture
Body Assembly - 3/4" RB x 3/8" RB JT-PT121		Body Assembly - 3/4" S x 3/8 RB JT-PT141	
Jet Body - Backing Nut JT-PT122		Diffuser JT-DF108	
5-Scallop Directional Grey JT-PT125		Adj Swirl, Emerald Cut, Grey JT-PT123	
Twin Spin, Stainless, Grey JT-PT132		Directional, Textured, Grey JT-PT126	
Adj Swirl, Textured, Grey JT-PT124		Twin Spin, Textured, Grey JT-PT131	
Pulsator, Textured, Grey JT-PT134		Smooth Stainless Steel Directional Grey JT-PT128	
Adj Swirl, Stainless, Grey JT-PT127			

Waterway Air Injecters



Part Name	Picture	Part Name	Picture
Waterway Button Air Injector Grey JT-AJ657		Air Injector Pepper pot style (3-eighth) Grey JT-AJ527	
Air Injector Pepper pot style (3-eighth) White JT-AJ520		Low Profile Air Injector Stainless Steel JT-AJ538	
Top Flow Air Injector Grey JT-AJ537		Top Flow Air Injector Stainless Steel JT-AJ545	
Air Injector Pepper Pot Elbow Style Grey JT-AJ557		Air Injector Pepper Pot Elbow Style White JT-AJ550	
Air Injector Pepper Pot Elbow Style Black JT-AJ551		Air Injector Pepper Pot Elbow Style Stainless Steel JT-AJ547	
Air Injector Pepper pot style Grey (1 inch) JT-AJ517		Air Injector Pepper Pot Style White (1 inch) JT-AJ510	
Air Injector Pepper Pot Style Black (1 inch) JT-AJ511		Low Profile Air Injector Stainless Steel 1 Inch JT-AJ540	

Rising Dragon 2" Jets

Connections	Height if stood on its face	Diameter of the face	Rear Nozzle Out. Dia.
Screw-in	90mm	64mm	16mm



Part Name	Picture	Part Name	Picture
Rising Dragon 2" Face Spinning - Stainless Steel JT-RD409		Rising Dragon 2" Directional - Stainless Steel JT-RD309	
Rising Dragon 2" Alpha Directional - Stainless Steel JT-RD609		Rising Dragon 2" Jet Body - White JT-RD002	
Rising Dragon 2" Jet Nut - White JT-RD020		Rising Dragon O'ring 2" - Transparent JT-RD029	

Rising Dragon 2.5" Jets

Connections	Height if stood on its face	Diameter of the face	Rear Nozzle Out. Dia.
Screw-in	90mm	64mm	16mm



Part Name	Picture	Part Name	Picture
Rising Dragon 2.5" Directional - Stainless Steel JT-RD310		Rising Dragon 2.5" Alpha Directional - Stainless Steel JT-RD610	
Rising Dragon 2.5" Face Spinning - Stainless Steel JT-RD410		Rising Dragon 2.5" Jet Body JT-RD003	
Rising Dragon O'ring 2.5" JT-RD030		Rising Dragon 2.5" Jet Nut JT-RD021	

Rising Dragon 3" Jets

Connections	Height if stood on its face	Diameter of the face	Rear Nozzle Out. Dia.
Screw-in	95mm	76mm	23mm



Part Name	Picture	Part Name	Picture
Rising Dragon 3" Directional - Stainless Steel JT-RD710		Rising Dragon 3" Alpha Directional - Stainless Steel JT-RD612	
Rising Dragon 3" Face Spinning - Stainless Steel JT-RD412		Rising Dragon 3" Jet Body JT-RD004	
Rising Dragon O'ring 3" JT-RD031		Rising Dragon 3" Jet Nut JT-RD022	

Rising Dragon 4" Jets

Connections	Height if stood on its face	Diameter of the face	Rear Nozzle Out. Dia.
Screw-in	110mm	102mm	23mm









Part Name	Picture	Part Name	Picture
Rising Dragon 4" Directional - Stainless Steel JT-RD312		Rising Dragon 4" Alpha Directional - Stainless Steel JT-RD613	
Rising Dragon 4" Face Spinning - Stainless Steel JT-RD413		Rising Dragon 4" Jet Body JT-RD005	
Rising Dragon O'ring 4" JT-RD032		Rising Dragon 4" Jet Nut JT-RD023	

Rising Dragon 5" Jets

Connections	Height if stood on its face	Diameter of the face	Rear Nozzle Out. Dia.
Screw-in	140mm	127mm	30mm




Part Name	Picture	Part Name	Picture
Rising Dragon 5" Directional - Stainless Steel JT-RD711		Rising Dragon 5" Alpha Directional - Stainless Steel JT-RD611	
Rising Dragon 5" Face Spinning - Stainless Steel JT-RD411		Rising Dragon 5" Jet Body JT-RD006	
Rising Dragon O'ring 5" JT-RD033		Rising Dragon 5" Jet Nut JT-RD024	

Wellis 2" Jets

Connections	Height if stood on its face	Diameter of the face	Rear Nozzle Out. Dia.
Screw-in	90mm	64mm	16mm



Part Name	Picture
1 Hole Transparent JT-WE154	

CMP Spectrum Prime

Connections	Height if stood on its face	Diameter of the face	Rear Nozzle Out. Dia.
Screw-in	90mm	64mm	16mm



Part Name	Picture	Part Name	Picture
2" Directional - Graphite JT-CM210		2" Massage - Graphite JT-CM214	
3" Directional - Graphite JT-CM310		3" Double Roto - Graphite JT-CM312	
4" Directional - Graphite JT-CM410		4" Bearingless Double Roto - Graphite JT-CM412	
5" Directional - Graphite JT-CM510		5" Single Roto - Graphite JT-CM511	

CMP Typhoon

Connections	Height if stood on its face	Diameter of the face	Rear Nozzle Out. Dia.
Screw-in	110mm	102mm	23mm



Part Name	Picture	Part Name	Picture
4" Directional Jet - Graphite Gray JT-CM403		5" Directional Jet JT-CM513	

CMP Spectrum Halo

Connections	Height if stood on its face	Diameter of the face	Rear Nozzle Out. Dia.
Screw-in	95mm	76mm	23mm



Part Name	Picture	Part Name	Picture
2" Directional - Graphite Gray JT-CM200		2" Bearingless Roto - Graphite Gray JT-CM201	
3" Directional - Graphite Gray JT-CM300		3" Bearingless Roto - Graphite Gray JT-CM301	
3" Bearingless Double Roto - Graphite Gray JT-CM302		4" Bearingless Double Roto - Graphite Gray JT-CM402	
5" Directional - Graphite Gray JT-CM500			

Hydroair Jets



Part Name	Picture	Part Name	Picture
Hydroair Magna Eye And Cage White JT-HA112		Hydroair Standard Jet Front JT-HA110	
Hydroair Standard Nut White PL-13807		Hydroair Swim Jet JT-HA100	

Arcadia Jets

Arcadia/Lifestyle 2" Roto Stainless Steel/Graphite Grey

Face diameter of 52mm



SKU

SW-127028

50mm(2") Arcadia Directional Jet - Grey & S/Steel

Face diameter of 52mm



SKU

SW-126688

Arcadia Spas 3" Jet Body

Includes Jet Body, Gasket and Locking Nut



SKU

SW-124777

Arcadia Spas 2" Jet Body

Includes Jet Body, Gasket and Locking Nut



SKU

SW-124776

Arcadia 3" Directional Grey

Face diameter of 77mm



SKU

SW-124772

50mm(2") Arcadia Directional Jet - Grey

Jet was used on Arcadia Spas - Post 2013.



SKU

SW-126682

Escape/Lifestyle Spas Jets

Escape/Lifestyle Spas 3.5"(89mm) Diretional Jet Grey

Face Diameter: 89mm
Colour: Grey



SKU

SW-126369

Escape/Lifestyle Spas 3.5"(89mm) Massage Jet S/Steel

Face Diameter: 89mm
Colour: Stainless Steel



SKU

SW-126378

Escape lifestyle spas 3.5"(89mm) massage roto jet stainless

Face Diameter: 89mm
Colour: Stainless Steel



SKU

sw-127084

Escape/lifestyle spas 3.5"(89mm) directional jet stainless/graphite

Face Diameter: 89mm
Colour: Stainless Steel



SKU

sw-127029

Escape/Lifestyle Spas 5"(127mm) Massage Jet S/Steel

Face Diameter: 127mm
Colour: Stainless Steel



SKU

SW-126380

Edgetec Jets

Edgetec Exhilarator 125 Jet Internal - Jetstream Directional - Grey

Face Diameter: 127mm
Colour: Grey



SKU

E2102-gr

Edgetec Exhilarator 125 Jet Internal - Twin Spin - Grey

Face Diameter: 127mm
Colour: Grey



SKU

E2300-gr

Edgetec Extreme 74mm Spa Jet Internal - Twin Spin - Grey

Face Diameter: 74mm
Colour: Grey



SKU

E2740-gr

Excess 84 Spa Jet Twin Spin- Stainless Steel

Face Diameter: 84mm
Colour: Stainless Steel



SKU

E-2790-SS

Excess Spa Jet Body

Jet body complete



SKU

E-2700-50

Exhilarator Spa Jet Body c/w Lock Nut

Face Diameter: 126mm
Hole Size: 95mm



SKU

E-2600-00

Jetstream 100 Spa Jet-Stainless Steel

Face Diameter: 100mm
Colour: Stainless Steel



SKU

E-2722-SS

Jetstream 125 Spa Jet-Stainless Steel

Face Diameter : 126mm
Hole Size: 95mm



SKU

E-2102-SS

Davey Spaquip Jets

Jetstream 84 Spa Jet-Stainless Steel

Face Diameter: 84mm
Colour: Stainless Steel



SKU

E-2782-SS

Davey Spaquip Booster Jet - Standard Directional - Grey

Face Diameter: 96mm
Colour: Grey



SKU

sq3682-01

Davey spaquip vari jet standard directional grey complete assembly

Face Diameter: 70mm
Colour: Grey



SKU

sq3602

Davey – Spa Quip Swirl Booster Jet Grey

Information:

SKU

Q3684

Davey Spaquip Vari Jet - Standard Directional - Grey - Jet Barrel only

Face Diameter: 70mm
Colour: Grey



SKU

SQ3602-01

Davey spa quip therapeutic (110mm) swirl grey: jet only

Information:

SKU

Q3614

Spa-Quip 39mm Micro Swirl Jet Grey

Jet comes complete with face and body assembly



SKU

Q3752GY

Vortex Spas Jets

Vortex Spas 127mm(5") AT H2 Roto Jet S/Steel - 2017

Face Diameter: 127mm
Colour: Stainless Steel



SKU

SW-200201

VortexSpas 50mm(2") AT H2 Roto Jet S/Steel - 2017

Face Diameter: 50mm
Colour: Stainless Steel



SKU

SW-127154

American Products

American Products Silent Air Control - Luxury - White - Cap Only

Air diverter cap



SKU

ap46914100

American Products Luxury Emerald Cut 5 Point Turbo Swirl

Face Diameter: 89mm
Colour: White



SKU

ap950381LG

FILTERS & OZONES



LAZ-Y-SPA Replacement Filter (Pair)

Fits with: Lazy Spas

Length: 40mm
Diameter: 102mm

Manufacturer / Reference:
Darlly / 40011



SKU
FR-LAZY2

SC838 Filer

Fits with: Lazy Spas

Length: 85 mm

Diameter: 104 mm
Darlly / 80753



SKU
FR-DA850

Aquaspa Replacement Filter

Fits with: B Cool 2, Ospazia, Aquaspa

Length: 90mm
Diameter: 110mm

Manufacturer / Reference:
Darlly / 40059



SKU
FR-AS803

C-4310 Replacement Filter (Pair)

Fits with: Certikin Garden Spa, Coast Spas, RotoSpa and more.

Length: 101mm
Diameter: 108mm

Manufacturer / Reference:
Pleatco / PWW10
Unicel / C-4310
Filbur / FC-3077
Magnum / CS7
Darlly / 40101



SKU
FR-C4310

MSPA Replacement Filter (Pair)

Fits with: MSPA Spas - Elegance, Camaro, Tuscany, Alpine, Blue Sea, Silver Cloud, Castello, Oasis and Jet Spas.

Length: 105 mm
Diameter: 110mm

Manufacturer / Reference:
Darlly / 40104



SKU
FR-MSPA2

VIAN SC726 by Darlly

Fits with: Apollo, Beachcomber, Clearwater, Hydrosipa, PDC, Spaform.

Length: 118mm
Diameter: 125mm

Manufacturer / Reference:
Pleatco / PRB17.5
Unicel / C-4401
Filbur / FC-2386
Magnum / WW35D
Darlly / 40352



SKU
FR-C4401-1

Sundance MicroClean I Disposable Filter

Fits with: Sundance

Length: 130mm
Diameter: 202mm

Manufacturer / Reference:
Darlly / PP2002



SKU
FR-SD130

LAY-Z-SPA Replacement Filters (Pair)

Fits with: Lazy Spas

Length: 140mm
Diameter: 110mm

Manufacturer / Reference:
Pleatco / PBW5PAIR
Unicel / Lay Z Spas
Darlly / 40057



SKU
FR-LAZY1

VIAN SC830 by Darlly

Fits with: Beachcomber Hot Tubs, Canadian Spa Co, Clearwater Spas, QCA Spas, Signature Spas, Sunrise Spas.

Length: 155mm
Diameter: 200mm

Manufacturer / Reference:
Pleatco/PBF50
Unicel/8CH-950
Filbur/FC-0536
Magnum/BU50
Darlly/80503new



SKU


FR-PBF51-1

C-4405 Replacement Filters (Pair)

Fits with: Beachcomber, Canadian Spa Co, Clearwater Spas, QCA Spas, Signature Spas and Sunrise Spas

Length: 168mm
Diameter: 125mm

Manufacturer / Reference:
Pleatco / PRB25SF PR
Unicel / C-4405
Filbur / FC-2387
Magnum / WW50D
Darlly / 40505



SKU

FR-C4405

Jazzi Spa 3 Replacement Filter

Fits with: Jazzy Spas

Length: 170mm
Diameter: 200mm

Manufacturer / Reference:
Pleatco / PAS40-F2M
Unicel / Jazzi Spa 3
Darlly / 60355



SKU

FR-JF754

4CH-20 Replacement Filter

Fits with: Master Spas Europe, Softub and Vita Spa

Length: 171mm
Diameter: 117mm

Manufacturer / Reference:
Pleatco / PSG25P4
Unicel / 4CH-20
Filbur / FC-0125
Magnum / CH20
Darlly / 40201



SKU

FR-4CH20

PWL25P4 Replacement filter

Fits with: Wellis Spas

Length: 177mm
Diameter: 140mm

Manufacturer / Reference:
Pleatco/PWL25P4
Darlly/ 50653



SKU

FR-PWL25

VIAN SC725 by Darlly

Fits with: Down East Spas, Master Spas Europe.

Length: 178mm
Diameter: 98mm

Manufacturer / Reference:
Pleatco / PMA10
Unicel / C3310
Magnum / MA10M
Darlly / 40103



SKU

FR-PMA10-1

Jazzy 2 Replacement filter

Fits with: Jazzy Spas

Length: 178mm
Diameter: 142mm

Manufacturer / Reference:
Pleatco / PJZ16
Darlly / 52512



SKU

FR-JF753

Artesian Fit Replacement Filter

Fits with: Artesian Spas

Length: 178 mm
Diameter: 150mm

Manufacturer / Reference:
Unicel/4012-RS
Darlly/60204



SKU

FR-AT602

C-8350 Replacement Filter

Fits with: Vita Spas

Length: 184 mm
Diameter: 216mm

Manufacturer / Reference:
Pleatco / PVT50W
Unicel / C-8350
Filbur / FC-3053
Magnum / VS50
Darlly / 80502



SKU

FR-C8350

PVT50W-H Replacement Filter

Fits with: Vita Spas

Length: 184mm
Diameter: 216mm

Manufacturer / Reference:
Pleatco / PVT50W-H
Filbur / FC-3052



SKU

FR-PVT50

PSANT20 Replacement Filter

Fits with: Strong Spas: Antigua, Cyprus & Rio, Waterstream

Length: 185 mm
Diameter: 121mm

Manufacturer / Reference:
Pleatco / PSANT20
Unicel / 4CH-925
Filbur / FC-0126
Magnum / SR20
Darlly / 42524



SKU

FR-PST20

Soft Tub (push on) Rep. Filter (after 2010)

Fits with: Softub

Length: 190mm
Diameter: 150mm

Manufacturer / Reference:
Darlly / 60305
Pleatco / SOFTUB
Filbur / Post 2010



SKU


FR-ST191

Soft Tub (push on) Replacement Filter

Fits with: Softub

Length: 190mm
Diameter: 152mm

Manufacturer / Reference:
Darlly / 60304



SKU

FR-ST190

7CH-322 Replacement Filter

Fits with: Artesian Spas

Length: 190mm
Diameter: 183mm

Manufacturer / Reference:
Darlly / 70321
Unicel / 7CH-322
Pleatco / PAS35-2
Filbur / FC-0420



SKU

FR-7CH32

VIAN SC729 by Darlly

Fits with: Down East Spas, Master Spas Europe

Length: 197mm
Diameter: 203mm

Manufacturer / Reference:
Pleatco / PMA45.2004R
Unicel / C8341
Filbur / FC-1007
Magnum / MA45
Darlly / 80402



SKU

FR-PMA45-1

Intex A Replacement Filter

Fits with: Intex pool filter with Intex A filter

Length: 200 mm
Diameter: 110mm

Manufacturer / Reference:
Pleatco / INTEX A
Unicel / C-4607
Filbur / FC-3710
Magnum / KC8
Darlly / 40051



SKU

FR-C4607

VIAN SC745 by Darlly

Fits with: LA Spas

Length: 200mm
Diameter: 134mm

Manufacturer / Reference:
Pleatco / PLAS35
Unicel / 5CH-203
Filbur / FC-0303
Magnum / LA45-85
Darlly / 50201



SKU

FR-5CH20-1

Darlly Sanistream DL718 Spa Filter

Fits with: American Whirlpool, Vita Spas, Artesian Spas, Maax Spas

Length: 200 mm
Diameter: 145 mm

Manufacturer / Reference:
Pleatco / 5CH-35
Unicel / 5CH-35
Filbur /
Magnum /
Darlly / 50353



SKU

FR-DA912

4CH-21 Replacement Filter

Fits with: Aegean Spas, Saratoga Spas, Vita Spa

Length: 203 mm
Diameter: 117mm

Manufacturer / Reference:
Pleatco / PTL18
Unicel / 4CH-21
Filbur / FC-0121
Magnum / CH19
Darlly / 40191



SKU

FR-4CH21

VIAN SC720 by Darlly

Fits with: Artesian Spas

Length: 203mm
Diameter: 171mm

Manufacturer / Reference:
Pleatco / PAS50SV-F2M
Unicel / 6CH-502
Filbur / FC-0311
Magnum / AR50
Darlly / 60506



SKU

FR-6CH50-1

VIAN SC718 by Darlly

Fits with: Artesian Spas, Jazzi Spas, Premium Leisure, Hydrospa

Length: 204 mm
Diameter: 150mm

Manufacturer / Reference:
Pleatco / PMAX50
Unicel / 5CH-35
Filbur / FC-0300
Darlly / 50353



SKU

FR-5CH35-1

6CH-941 Replacement Filter

Fits with: Alps Spas, Elite Spas Ltd, Leisurerite

Length: 210mm
Diameter: 152mm

Manufacturer / Reference:
Pleatco / PWW100-ST (Top)
Unicel / 6CH-941
Filbur / FC-0360
Magnum / LR100
Darlly / 60402



SKU

FR-6CH94

6CH-942 Replacement Filter

Fits with: Alps Spas, Elite Spas Ltd, Leisurerite, Spaform

Length: 210mm
Diameter: 152mm

Manufacturer / Reference:
Pleatco / PWW100-ST (Bottom)
Unicel / 6CH-942
Filbur / FC-0361
Magnum / LR100
Darlly / 60403



SKU

FR-6CH92

VIAN SC714 by Darlly

Fits with: Aegean Spas, Canadian Spa Co, Catalina Spas and much more.

Length: 210mm
Diameter: 152mm

Manufacturer / Reference:
Pleatco / PWW50
Unicel / 6CH-940
Filbur / FC-0359
Magnum / WY45
Darlly / 60401



SKU

FR-PWW50-1

Replacement Filter (single)

Fits with: Sunbeach Spas, Platinum Spa:

Length: 210mm

Diameter: 152mm

Manufacturer / Reference:

Pleatco /
Unicel /
Filbur /
Magnum/
Darlly /63511



SKU

FR-C2100

C-8450 Replacement Filter

Fits with: Coleman Spas

Length: 227mm

Diameter: 210mm

Manufacturer / Reference:

Pleatco / PCS50N
Unicel / C-8450
Filbur / FC-3310
Magnum / CO50
Darlly / 80501



SKU

FR-C8450

6CH-47 Replacement Filter

Fits with: Costco, Hydrosipa, LA Spas, Sundance Spas

Length: 232mm

Diameter: 152mm

Manufacturer / Reference:

Pleatco / PLT47W
Unicel / 6CH-47
Filbur / FC-0315



SKU

FR-6CH47

VIAN SC705 by Darlly

Fits with: Cal Spas, Canadian Spa, Coleman, Great Lakes Spas and much more...

Length: 235mm

Diameter: 125mm

Manufacturer / Reference:

Pleatco / PRB351N3
Unicel / C-4335
Filbur / FC-2385
Magnum / RD35
Darlly / 40353



SKU

FR-C4335-1

PDM30 Replacement Filter

Fits with: Dreammaker Spas

Length: 248 mm

Diameter: 117mm

Manufacturer / Reference:

Pleatco / PDM30



SKU

FR-PD817

4CH-24 Replacement Filter

Fits with: Crown, Dream Maker Spas, Easy Spa, Eco Spas, LA Spas, Saratoga Spas

Length: 248mm

Diameter: 117mm

Manufacturer / Reference:

Pleatco / PGS25
Unicel / 4CH-24
Filbur / FC-0131
Magnum / CH25
Darlly / 40260



SKU

FR-4CH24

7CH-40 Replacement Filter

Fits with: Coleman Spas, Vita Spa

Length: 248mm

Diameter: 178mm

Manufacturer / Reference:

Pleatco / PVT40
Unicel / 7CH40
Filbur / FC-0435
Magnum / CH40
Darlly / 70402



SKU

FR-7CH40

C-7626 Replacement Filter

Fits with: Hayward, Sonoma, Phoencian Spas

Length: 249mm

Diameter: 178mm

Manufacturer / Reference:

Pleatco / PA25
Unicel / C-7626
Filbur / FC-1230
Darlly / 70251



SKU

FR-C7626

5CH-45 Replacement Filter

Fits with: Euro spa, Free Flo spa

Length: 252mm
Diameter: 134mm

Manufacturer / Reference:

Pleatco / PFF50P
Unicel / 5CH-45
Filbur / FC-2401
Darlly / 50452



SKU

FR-5CH45

PLBS50 Replacement Filter

Fits with: Dynasty, Leisure Bay

Length: 255mm
Diameter: 135mm

Manufacturer / Reference:

Pleatco / PLBS50
Unicel / C-5345
Filbur / FC-2970
Darlly / 50451



SKU

FR-C5345

C-5300 Replacement Filter

Fits with: Clearwater, Sun spas Jacuzzi

Length: 260mm
Diameter: 145mm

Manufacturer / Reference:

Pleatco / PJW50
Unicel / C-5300
Filbur / FC-1320
Magnum / JWB50
Darlly / 50503



SKU

FR-C5300

Intex B Replacement Filter

Fits with: Intex pool filter with Intex B filter

Length: 260mm
Diameter: 150mm

Manufacturer / Reference:

Pleatco / INTEX B
Unicel / C5315
Filbur / FC-3752
Magnum / IN20
Darlly / 50152



SKU

FR-C5315

PWW50S- Replacement Filter

Length: 260mm
Diameter: 130mm

Manufacturer / Reference:

Pleatco / PWW50S
(Rising Dragon)
Darlly / 40372



SKU

FR-PW501

VIAN SC713 by Darlly

Fits with: Tiger river, HotSpring® Spas

Length: 265mm
Diameter: 215mm

Manufacturer / Reference:

Pleatco / PWW65
Unicel / C-8465
Filbur / FC-3960
Magnum / HS65
Darlly / 80651



SKU

FR-C8465-1

VIAN SC712 by Darlly

Fits with: Hotspot, HotSpring® Spas

Length: 267mm
Diameter: 152mm

Manufacturer / Reference:

Pleatco / PWW30
Unicel / C-6430
Filbur / FC-3915
Magnum / HS30
Darlly / 60301



SKU

FR-C6430-1

VIAN SC730 by Darlly

Fits with: Dimension One Spas, Xscape Distribution

Length: 267mm
Diameter: 181mm

Manufacturer / Reference:

Pleatco / PDO75
Unicel / C-7367
Filbur / FC-3059
Magnum / D1TY75
Darlly / 70759



SKU

FR-C7367-1

C-7350 Replacement Filter

Fits with: Caldera 50

Length: 270 mm
Diameter: 180mm

Manufacturer / Reference:
Pleatco / PCD50N
Unicel / C-7350
Filbur / FC-3963
Darlly / 75017



SKU

FR-C7350

5CH-402 Replacement Filter

Fits with: Del Sol Spas, Sundance Spas

Length: 272mm
Diameter: 133mm

Manufacturer / Reference:
Pleatco / PJW40-SC
Unicel / 5CH-402
Filbur / FC-2811
Darlly / 50403



SKU

FR-5CH40

PSG27.5P2 Pleatco Filter

Fits with: Saratoga Spas

Length: 289mm
Diameter: 121mm

Manufacturer / Reference:
Pleatco / PSG27.5
Filbur / FC-0134M



SKU

FR-PG275

PSG27.5P4 Pleatco Filter

Fits with: Saratoga Spas

Length: 289mm
Diameter: 121mm

Manufacturer / Reference:
Pleatco / PSG27.5-P4
Filbur / FC-0134M



SKU

FR-PG276

4CH-30 Replacement Filter

Fits with: Dimension One Spas, Dolphin Spas, LA Spas and much more...

Length: 300mm
Diameter: 121mm

Manufacturer / Reference:
Pleatco / PTL25P-4
Unicel / 4CH-30
Filbur / FC-0141
Darlly / 40301



SKU

FR-4CH30

C-5302 Replacement Filter

Fits with: Leisurerite, RotoSpa UK Limited

Length: 302mm
Diameter: 146mm

Manufacturer / Reference:
Pleatco / PJW25
Unicel / C-5302
Filbur / FC-3092
Darlly / 50504



SKU

FR-C5302

Jacuzzi J460 J465 J470 J480 Replacement Filter

Fits with: Jacuzzi

Length: 318mm
Diameter: 120mm

Manufacturer / Reference:
Darlly/J440



SKU

FR-JJ440

5CH-352 Replacement Filter

Fits with: Marquis Spas

Length: 318mm
Diameter: 132mm

Manufacturer / Reference:
Pleatco / PPM35SC-F2M
Unicel / 5CH-352
Filbur / FC-0196M
Magnum / MA35
Darlly / 50351



SKU

FR-5CH36

5CH-502 Replacement Filter

Fits with: Marquis Spas

Length: 318mm
Diameter: 132mm

Manufacturer / Reference:
Pleatco / PPM50-SC
Unicel / 5CH-502
Filbur / FC-0195
Magnum / MA50
Darlly / 50501



SKU

FR-5CH50

C-8475 Replacement Filter

Fits with: Coleman Spas

Length: 330mm
Diameter: 198mm

Manufacturer / Reference:
Pleatco / PCS75N
Unicel / C-8475
Filbur / FC-3320
Darlly / 80753



SKU

FR-C8475

VIAN SC704 by Darlly

Fits with: Arctic Spas, Artesian Spas, Beachcomber, Cal Spas, Canadian Spa Co and much more...

Length: 338mm
Diameter: 125mm

Manufacturer / Reference:
Pleatco / PRB251N
Unicel / C-4326
Filbur / FC-2375
Magnum / RD25
Darlly / 42513



SKU

FR-C4326-1

VIAN SC706 by Darlly

Fits with: Arctic Spas, Artesian Spas, Beachcomber, Cal Spas, Canadian Spa Co and much more...

Length: 338mm
Diameter: 125mm

Manufacturer / Reference:
Pleatco / PRB501N
Unicel / C-4950
Filbur / FC-2390
Magnum / RD50
Darlly / 40506



SKU

FR-C4950-1

Darlly Sanistream DL704 Spa Filter

Length: 340 mm
Diameter: 130 mm

Manufacturer / Reference:
Pleatco / PRB50-1N
Unicel / C-4950
Filbur /
Magnum /
Darlly / 40506

Fits with: Aegean Spas, Alps Spas, Aquavia, Armstark, Artesian Spas, Baja Spas, and much more.



SKU

FR-DA911

Darlly Sanistream DL757 Spa Filter

Fits with: Allseas Spas, Arctic Spas, Armstark, Blue Whale Spas, Catalina Spas, Cove Spas, Elite Spas, and much more.

Length: 340 mm
Diameter: 130 mm

Manufacturer / Reference:
Pleatco / 4CH-949
Unicel / 4CH-949
Filbur /
Magnum /
Darlly / 40508



SKU

FR-DA913

Darlly Sanistream DL704 Spa Filter

Fits with: Aquavia, Arctic Spas, Baja Spas, Beachcomber Hot Tubs, Canadian Spas, and much more.

Length: 340 mm
Diameter: 130 mm

Manufacturer / Reference:
Pleatco / PRB251N
Unicel / C-4326
Filbur /
Magnum /
Darlly / 42513



SKU

FR-DA910

VIAN SC757 by Darlly

Fits with: Dynasty Spas, Arctic, Coyote, Splash Spas Hawaii, Rising Dragon, Sunrise and much more...

Length: 346mm
Diameter: 130mm

Manufacturer / Reference:
Pleatco / PWW50L
Unicel / 4CH-949
Filbur / FC-0172
Magnum / O250
Darlly / 40508



SKU

FR-4CH94-1

C-8380 Replacement Filter

Fits with: Sundance Spas

Length: 355mm
Diameter: 214mm

Manufacturer / Reference:
Pleatco / PSD85-2002
Unicel / C-8380
Filbur / FC-2810
Magnum / SU80
Darlly / 80801



SKU

FR-C8380

C-7375 Replacement Filter

Fits with: Caldera 75

Length: 370mm
Diameter: 180mm

Manufacturer / Reference:
Pleatco / PCD75N
Unicel / C-7375
Filbur / FC-9364
Darlly / 77515



SKU

FR-C7375

VIAN SC777 by Darlly

Fits with: Cal Spa, Maxx spa

Length: 375mm
Diameter: 135mm

Manufacturer / Reference:
Pleatco / PLBS75
Unicel / C-5374
Filbur / FC-2971
Magnum / DF75
Darlly / 50651



SKU

FR-C5374-1

7CH-752 Replacement Filter

Fits with: Dimension One

Length: 375mm
Diameter: 178mm

Manufacturer / Reference:
Unicel / 7CH-752
Darlly / 70751



SKU

FR-7CH75

6CH-960 Replacement Filter

Fits with: Jacuzzi

Length: 394mm
Diameter: 171mm

Manufacturer / Reference:
Pleatco / PJW60TL-2A
Unicel / 6CH-960
Filbur / FC-2800
Magnum / JP60
Darlly / 60521
Jacuzzi / 6540-476



SKU

FR-6CH96

C-8399 Replacement Filter

Fits with: Caldera 100, Tahitian

Length: 410mm
Diameter: 200mm

Manufacturer / Reference:
Pleatco / PCD100
Unicel / C-8399
Filbur / FC-3085
Darlly / 81004



SKU

FR-C8399

C-8409 Replacement Filter

Fits with: Spaform, Hayward

Length: 435mm
Diameter: 225mm

Manufacturer / Reference:
Unicel / C-8409
Darlly / 80951



SKU

FR-C8409

Jacuzzi J-400 Replacement Filter

Fits with: Jacuzzi

Length: 445mm
Diameter: 152mm

Manufacturer / Reference:
Pleatco / PJP60-F25
Unicel / 6CH-959
Filbur / FC-2715
Darlly / 60606



SKU

FR-JJ400

ZPLBS100 Replacement Filter

Length: 450mm

Diameter: 170mm

Manufacturer / Reference:

Pleatco / PWWDFX100
Unicel / C-6310
Filbur /
Magnum / DFX100
Darlly / 50801



SKU

FR-C6310

PLBS100 Replacement Filter

Fits with: Leisure Bay Spas

Length: 450 mm

Diameter: 140mm

Manufacturer / Reference:

Pleatco / PLBS100
Unicel / C-5397
Filbur / FC-2972
Magnum / DF100
Darlly / 50801



SKU

FR-C5397

PUST120 Replacement Filter

Fits with: Diamante Spas

Length: 455mm

Diameter: 200mm

Manufacturer / Reference:

Pleatco / PUST120
Unicel / 8CH-202
Filbur / FC-0517
Darlly / 81203



SKU

FR-CH202

C-8325 Replacement Filter

Fits with: Sundance Spas

Length: 460mm

Diameter: 214mm

Manufacturer / Reference:

Pleatco / PSD125 Universal
Unicel / C-8325
Filbur / FC-2790
Magnum / SU125 3S
Darlly / 81254
Sundance / 6540-490



SKU

FR-C8325

Sundance 6473-164 Replacement Filter

Fits with: Sundance Spas

Length: 480mm

Diameter: 110mm

Manufacturer / Reference:

Darlly / PP1604
Unicel / Sundance 6473-164

Usually works with
Sundance 6473-165



SKU

FR-SD164

VIAN SC763 by Darlly

Fits with: Sundance Spas

Length: 480mm

Diameter: 215mm

Manufacturer / Reference:

Darlly / 80803
Unicel / Sundance 6473-165

Usually works with
Sundance 6473-164



SKU

FR-SD165-1

VIAN SC708 by Darlly

Fits with: Sundance Spas

Length: 483mm

Diameter: 214mm

Manufacturer / Reference:

Pleatco / PSD125-2000
Unicel / C-8326
Filbur / FC-2780
Magnum / SU125
Darlly / 81252



SKU

FR-C8326-1

C-7656 Replacement Filter

Fits with: Hydropool Hot Tubs

Length: 502mm

Diameter: 178mm

Manufacturer / Reference:

Pleatco / PA50
Unicel / C-7656
Filbur / FC-1240
Magnum / HW500
Darlly / 70508



SKU

FR-C7656

VIAN SC733 by Darlly

Fits with: Hydropool Hot Tubs

Length: 510mm
Diameter: 130mm

Manufacturer / Reference:

Pleatco / PRB75
Unicel / C-4975
Filbur / FC-2395
Magnum / RA75
Darlly / 40751



SKU

FR-C4975-1

C-5396 Replacement Filter

Fits with: Coast Spas, Waterway Plastics

Length: 550mm
Diameter: 135mm

Manufacturer / Reference:

Pleatco / PCST80
Unicel / C-5396
Darlly / 51002



SKU

FR-C5396

C-4995 Replacement Filter

Fits with: Coast Spas Waterways

Length: 600mm
Diameter: 130mm

Manufacturer / Reference:

Pleatco / PCAL100
Unicel / C-4995
Filbur / FC-2940
Magnum / WW95N
Darlly / 41001



SKU

FR-C4995

CX-1000-RE Replacement Filter

Fits with: Hayward

Length: 742mm
Diameter: 176mm

Manufacturer / Reference:

Pleatco / CX-1000-RE
Unicel / C-7698
Darlly / 71008



SKU

FR-C7698

PCST120 Replacement Filter

Fits with: Sunrise, Coast Spas

Length: 765mm
Diameter: 135mm

Manufacturer / Reference:

Pleatco / PCST120
Unicel / C-5351
Filbur / FC-2976
Magnum / CS135
Darlly / 51351



SKU

FR-C5351

Darlly Sanistream SpaPod

Fits with: With all Sanistream Filters

Length: 128 mm
Diameter: 37 mm

Manufacturer / Reference:

Pleatco /
Unicel /
Filbur /
Magnum /
Darlly / DL815



SKU

FR-DA900

Balboa Wavezone

AOP is a process that generates hydroxyl radicals for better sanitation power. When ozone and UV are used in combination together in a reactor chamber, the sanitation power is multiplied.

Brand: Balboa

Length: 208mm
Width: 172mm
Depth: 54mm



SKU

OZ-WAV01

Mazzei Ozone Injector

Connections: 3/4 inch barb style connections both ends to connect to the water line. It also has a 3/8 inch barb style connector to connect the the air pipe from the Ozone

Brand: Mazzei

Type: Ozone Injector

Length: 150mm
Diameter: 75mm



SKU

OZ-MZ100

Ozone Renewal Kit

The one way valve stops water from passing back into the Ozone but there must also be a double loop above the waterline.

Brand: CMP

Type: Ozone Renewal Kit, One Way Valve



SKU

OZ-DEL12

Waterway Ozone Injector

Connections: 3/4 inch barb style connections both ends to connect to the water line. It also has a 3/8 inch barb style connector to connect the the air pipe from the Ozone

Brand: Waterway

Type: Ozone Injector

Length: 160 mm
Width: 50 mm
Diameter: 20 mm



SKU

OZ-WW100

New Spa Eclipse Ozone by DEL with Sundance cable

Connections: This unit comes with a specific Sundance Mini JJ plug.

Brand: DEL with Sundance cable

Type: Ozone Generator

Length: 125mm
Width: 85mm
Depth: 60mm



SKU

OZ-DEL19

UV-C - Bulb For Stainless Steel House

Manufacturer: Wellis

Voltage: 220 V
Max. current: 0.25 A
Lamp Wattage: 10-16 W
Frequency: 50 Hz

Length: 315 mm
Diameter: 20mm



SKU

LG-WE624

AMP to mini JJ plug adapter

Any Ozone unit with an AMP plug fitted, fitting to a system that uses a Mini JJ connection..

Configuration: 4-pin (3 wire) amp (female) converting to 3 core mini JJ cable (male)

Cable Length: 250mm



SKU

CA-AJ101

UV Replacement Bulb

Length: 190mm
Diameter: 23mm

4 pin connection



SKU

OZ-CR877

Joyonway Ozone Generator

Manufacturer: Joyonway

Length: 110 mm
Width: 70 mm
Depth: 30 mm



SKU

OZ-JO100

Vian Ozone With Integrated Microchip

Manufacturer: Vian

Length: 110 mm
Width: 70 mm
Depth: 35 mm



SKU

OZ-VN100

Spa-Quip Filters

Spa-Quip SQ50 / SQ100 Skimmer Replacement Cartridges

Spa-Quip SQ50 / SQ100 Skimmer replacement filter cartridge.



SKU

FC-FAA233

Spa-Quip S1000 C50 Niche

Spa-Quip series 1000 niche/top load 50sqft filter cartridge.



SKU

FC-FAA306

452 x 143 Spa-Quip Series 1000 75sqft Replacement Cartridge

Spa-Quip Series 1000 75sqft top load/Niche mount filter cartridge



SKU

FC-FAA408

Davey/Spa Quip SQ1000 skimmer pair

Spa-Quip SQ1040 Square Face Skimmer Filter Cartridge



SKU

FC-FAA103/1000 C40

225 x 143 Signature/Spa-Quip Wide Mouth Nature 2 Replacement Cartridge

Has a open top and the bottom has a coarse thread spigot



SKU

FC-FAD235

Monarch Spas Cartridge 203 x 143

Has a closed flat top and the bottom has a fine thread spigot



SKU

FC-FBD203

Insta-TEST 3 Plus Strips

Brand: Insta-TEST 3 Plus

Quantity: 50

Free Chlorine, Bromine ,
Alkalinity And pH Tester.

SKU

CH-TS100



Insta-TEST 4 Plus Strips

Brand: Insta-TEST 4 Plus

Quantity: 50

Free Chlorine, Bromine ,
Alkalinity And pH Tester.

SKU

CH-TS101



Floating dispensers and water testing

Brand: Aquachek

Type: Digital Water Test

Length: 130mm **Diameter:** 80mm

Free Chlorine, Bromine , Alkalinity
And pH Tester.

SKU

CH-AT100



Test Strips for AquaChek

Brand: Aquachek

Type: Test Strips

Quantity: 100

SKU

CH-TS10



Extenda Spa-Skim with 4ft Pole

Type: Extendable Spa Net

Length: 1505mm (when fully
extended)

SKU

AC-SN727



Hand Skimmer Net

Type: Spa Net

Net: 300mm x 295mm

Length: 610mm

SKU

AC-SN725



Spa Scoop

Brand: Life

Type: Scoop

SKU

GC-AC180



Spa Brush

Brand: Life

Type: Spa Brush

Size: 200mm x 125mm

SKU

AC-L4730



Tub Scrubber

Brand: Essentials

Type: Scrubber

Size: 160mm x 100mm

SKU

GC-AC189



Cyclone Filter Cleaner

Brand: Darlly

Type: Cyclone Filter Cleaner

Size: L: 270mm W: 105mm

SKU

AC-DA785



SMALLER COMPONENTS



Air Switch TBS106A - alt, SPNO 16amp

Manufacturer: Tecmark

Operation: Single Pole, Normally Open

Height: 48mm
Width: 25mm
Depth: 48mm



SKU

AS-TA106

Air Switch TBS108 - alt, DPNO 16amp

Manufacturer: Tecmark

Operation: Double Pole, Normally Open

Height: 57mm
Width: 25mm
Depth: 50mm



SKU

AS-TS108

Air Switch TBS123A - alt, SPDT 16amp

Manufacturer: Tecmark

Operation: Single Pole, Double Throw

Height: 48mm
Width: 25mm
Depth: 48mm



SKU

AS-TS123

Air Switch TBS125 - alt, DPDT 16amp

Manufacturer: Tecmark

Operation: Double Pole, Double Throw

Height: 57mm
Width: 25mm
Depth: 50mm



SKU

AS-TS125

Air Switch TBS133 - mom-alt, DPNO 16amp, pr. connector

Manufacturer: Tecmark

Operation: Double Pole, Normally Open

Height: 57mm
Width: 25mm
Depth: 50mm



SKU

AS-TS133

TBS132A - pr. switch, SPNO 16amp, EPDM

Manufacturer: Tecmark

Operation: Single Pole, Normally Open. Commonly used with TBS133

Height: 48mm
Width: 25mm
Depth: 48mm



SKU

PS-TA132

Air Switch TBS135A - alt, SPNO 10amp, low force - long distance

Manufacturer: Tecmark

Operation: Single Pole, Normally Open

Height: 48mm
Width: 25mm
Depth: 48mm



SKU

AS-TA135

PCB Air Switch - mom, SPNO, 1amp, 4mm pins, axial

Operation: Single Pole, Normally Open

Length: 30mm

Diameter: 25mm



SKU

AS-PC102

PCB Air Switch - mom, SPNO, 1amp, 4mm pins, radial

Length: 19mm
Diameter: 25mm



SKU
AS-PC101

Aeware IN.P4 Docking Station

Brand: Aeware

Product Details:
 in.p4 smartphone dock with usb and 1/8" stereo mini-jack. Control audio from spa side.



Type SKU
 Smartphone Dock **AV-AE003**

j and j cord

Cable spec size: 1mm
Cable length: 5 ft



Pins	SKU
2 pin - 2 core (light)	CA-JJ200
3 pin - 3 core	CA-JJ300

Amp cord 5ft

Commonly found on all GS and GL Balboa systems

Cable spec size: 1mm



Pins	SKU
2 pins	CA-AM200
3 pin - 3 core	CA-AM300
4 pin - 4 core	CA-AM400

Amp cord 10ft

Commonly found on all GS and GL Balboa systems

Cable spec size: 1mm



Pins	SKU
3 pin - 3 core	CA-AM301
4 pin - 4 core	CA-AM401

Amp plug accessories



Pins	SKU
2 pin Amp Plug	CA-AMP02
4 pin Amp Plug	CA-AMP04
Pre-Tin Pin Contact (single)	CA-AMP01

ACC 3 pin 2ft Cable (Circ Pump)

Cable spec size: 1mm
Cable length: 2 ft



SKU
CA-AC321

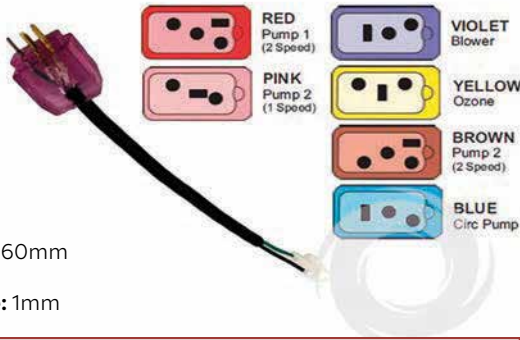
ACC 3 pin 6ft Amp cord (Pump 2)

Cable spec size: 1mm
Cable length: 6 ft



SKU
CA-AC360

AMP to Mini JJ plug adapters



Cable length: 260mm

Cable spec size: 1mm

Description	SKU
Circ Pump	CA-AJ103
Pump 1 2spd	CA-AJ104
Pump 2 1spd	CA-AJ106
Pump 2 2spd	CA-AJ105
Ozone	CA-AJ101
Blower	CA-AJ102
Aeware Y Series	CA-AJ107
IN.Stream 2 to IN.Stream 1	CA-AJ108

Gecko SSPA Light Socket and Cable

Cable length: 8ft

Light socket & cable for SSPA, MSPA-1, MSPA-4 and TSPA.



SKU

CA-GE001

Balboa PLUG N' CLICK heater cable

Type: Power cable / lead

Length of cable: 440 mm

Commonly used with: Balboa series GS, GL and BP



SKU

CA-HT263

Balboa Cable pack

Brand: Balboa

Type: Power cable / lead

Cable Length: 5 ft

Cable Spec Size: 1 mm



Commonly Used With:

All GS and GL Balboa systems such as GS500, GS501, GS510, GS511, GS520, GS523, GL2000, GL2001 and GL8000. You will most likely find this style of connection on other electronic spa systems also.

Name	Pack include:	SKU
Cable pack 1	x1: 4 pin amp - 4 core cable used mainly for a 2 speed pump. x2: 3 pin amp - 3 core cable used mainly for a 1 speed pump or blower x1: 2 pin amp - 2 core cable used mainly for lights	CA-AM500
Cable pack 2	x1: 4 pin amp - 4 core cable used mainly for a 2 speed pump. x3: 3 pin amp - 3 core cable used mainly for a 1 speed pump or blower 1: 2 pin amp - 2 core cable used mainly for lights	CA-AM501
Cable pack 3	x1: 4 pin amp - 4 core cable used mainly for a 2 speed pump. x4: 3 pin amp - 3 core cable used mainly for a 1 speed pump or blower 1: 2 pin amp - 2 core cable used mainly for lights	CA-AM502

Gecko Universal Flow Switch Cable S/M Class

Cable length: 6 inches

This product is in very common use with Gecko S class and M class systems.



SKU

CA-GK109

Aeware Y Series AMP Male To JJM Receptacle

Cable kit adaptor for Y series control system (kit of 4)



SKU

CA-AJ107

Adaptor IN.Stream 2 to IN.Stream 1 & IN.Chant

Brand: Gecko



SKU

CA-AJ108

Balboa BP2X-Wire Kit Blower for BP2100G1 control box

2 wires : 1 x 4 pin amp with 10A fuse for Blower and 1 x splitter cable



SKU

CA-CS893

In.Stream 2 Audio System (In.Link)

Product Details: Up to 4 speaker outputs (200W at 4 Ohms), 1 subwoofer output (100W at 2 Ohms), Bluetooth, Aux in, USB stick, FM radio, USB charger, Wall mount installation, Built-in universal power supply, Robust, fully splash proof (IPx5) enclosure.

Brand: Aeware



Connection	SKU
in.link Cord	AV-AE001
Quick Connect Cord	AV-AE002

Aeware IN.Link Cables

Colour	SKU
240 V Dual Speed Pump Cable	CA-AE967
240 V Single Speed Pump Cable	CA-AE901
240 V Accessory Cable, low-current	CA-AE259
12 V Light Cable	CA-AE022
Communication Cable for Swim Spa	CA-AE316
Kit of enclosure keyings	CA-AE456



* Complete Kit Includes: Pump 1, 2 speeds, 240 V, 4' / Pump 2, 1 speed, 240 V, 8' / ACC 240 V, 8' & ACC, 120 V, 8' & Light, 12' / Coloured keyings for Pump 1, Pump 2, Blower, Ozonator

Wood Screws

Sold in packs of 10

Diameter: 4mm

Several Lengths available.



Length	SKU
20mm	FX-10001
25mm	FX-10002
40mm	FX-10004
50mm	FX-10005
70mm	FX-10007
80mm	FX-10008
90mm	FX-10009
100mm	FX-10010

Balboa Pump 2 And 3 Port Splitter

Splitter cable Pump 2 and 3 for all GS and GL Balboa systems

Cable length: 5 inch

Cable spec size: 1mm



SKU

CA-CS400

Penny Washer

Sold as singles

Thickness: 2mm

Diameter: 25mm



SKU

FX-10000

Neutral Cable Ties

Sold in packs of 10

Thickness: 4.8mm

Length: 300mm



SKU

FX-10483

Screws & Fixing Bolts

Description: Wet End
To Motor Fixing Bolt



Description	SKU
48F	FX-00501
56F	FX-00028

20mm Glass Fuse - Time Delay



Length: 20mm
Diameter: 5mm
Commonly used with: PCB's

Fuse Rating	SKU
250mA	FS-TD226
500mA	FS-TD250
1A	FS-TD201
1.6A	FS-TD216
2A	FS-TD202
2.5A	FS-TD225
3.15A	FS-TD203
4A	FS-TD204
5A	FS-TD205
6.3A	FS-TD206
10A	FS-TD210

31mm Glass Fuse - Time Delay



Length: 31mm
Diameter: 6mm
Commonly used with: PCB's

Fuse Rating	SKU
125mA (Balboa)	FS-TD313
250mA	FS-TD326
500mA	FS-TD350
1A	FS-TD301
1.6A	FS-TD316
2A	FS-TD302
3.15A	FS-TD303
5A	FS-TD305
6.3A	FS-TD306
10A	FS-TD310
20A (Balboa)	FS-SC201

Main Buss Fuse



Brand: Balboa

Length: 35 - 40mm

Diameter: 10mm

This is usually used as the main buss fuse and also as a protector for the components.

Fuse Rating	SKU
20A	FS-SC200
25A	FS-SC250
30A	FS-SC300

Balboa Fuse Holder Block

Brand: Balboa

Fuse rating: 30 amp

Dimensions:
75mm x 20mm x 30mm



SKU
FS-FB300

Harwil Flow Switch

Width: 65mm
Height: 125mm

Connection: 3/4 inch barb straight through connection. Connect to PCB with a small white plug.

Commonly used with: A system that has a Laing heater and Laing circulation pump.



Type	SKU
Standard	PS-HW100
With Freeze Protection Outlet	PS-HW110

Hawil Flow Switch (probe only)

Length of plastic arm: 35/46mm
Outer diameter of thread: 20mm

Connection: 1/2 inch MPT (although actual diameter of outer thread is more like 3/4inch)

Commonly used with: Beachcomber, Sundance, Jacuzzi and more



Type	SKU
Short - (L) 80mm	PS-HW101
Long - (L) 90mm	PS-HW102

Tecmark Pressure Switch 4761P

Height: 73mm
Width: 50mm
OD of thread: 7mm

Connection: As pictured

Commonly used with: Caldera Spas amongst others.



SKU
PS-T4761

Gecko DTec2 Pressure Switch

Height: 62mm
Width: 38mm

Connection: 1/8 inch MPT screw thread

Commonly used with: Gecko, Spa Builders, and Hydroquip control boxes



SKU
PS-DT182

Tecmark 3902

Height: 58mm
Width: 50mm

Connection: 1/8 inch MPT screw thread

Commonly used with: Gecko, Spa Builders and Hydroquip control boxes.



SKU
PS-T3902

Tecmark 4098P

Height: 65mm
Width: 50mm
OD of thread: 9mm

Connection: 1/8 inch NPT, (3/8" OD), Plastic Threads

Commonly used with: replacing the pre-set version sometimes found on oil boilers made by Certikin.



SKU
PS-T4098

Tecmark 4073P-DBDB

Height: 65mm
Width: 50mm
OD of thread: 11mm

Connection: Brass adaptor gives you 1/4 inch NPT screw thread.

Commonly used with: More used in swimming pool boiler systems



SKU
PS-T4038

Tecmark 4755P

Height: 70mm
Width: 50mm
OD of thread: 9mm

Connection: 1/8 inch MPT screw thread

Commonly used with: Caldera Spas amongst others.



SKU
PS-T4755

Tecmark Pressure Switch 4760P

Height: 70mm
Width: 50mm
OD of thread: 9mm

Connection: 1/8 inch MPT screw thread

Commonly used with: Standard heater applications.



SKU
PS-T4760

Tecmark Pressure Switch 4756P

Height: 70mm
Width: 50mm
OD of thread: 9mm

Connection: 1/8 inch MPT screw thread

Commonly used with: High current using equipment.



SKU
PS-T4756

Balboa Double Sensor Harness 30278

Diameter: 6mm
Temp cable length: 96" (2438mm)
Hi limit cable length: 31" (787mm)



SKU
SN-BA102

Balboa Pressure Switch

Height: 75mm
Width: 50mm

Connection: 1/8 inch MPT screw thread

Commonly used with: M3TUV, Lite Leader and 2000 Value series including 2005LE with pressure switch.



SKU
PS-BA100

Balboa M7 Sensors



Size	SKU
12 inches	SN-BA103
24 inches (most common)	SN-BA101
96 inches	SN-BA105
M7 Sensor Mount Assembly	SN-BA121

Balboa Pre M7 Sensors

The flat plastic 2-pin plug plugs straight on to the PCB.

Temperature: 9mm diameter probe, 96 inch cable

Hi limit: 5mm diameter probe, 31 inch cable (not sold individually)



Type	SKU
Dual Sensor Assembly	SN-BA100
Temp Sensor only	SN-BA104

Balboa Flow Switch Wire Assembly

2 spade connectors plugs to the flow switch and to the PCB.

Length of cable: 24"

Commonly used with: Systems such as M3TUV, Lite Leader and 2000 Value series including 2005LE with pressure switch.



SKU
SN-BA111

Gecko SSPA Systems Sensors

Manufacturer N°	Can replace	Type	SKU
9920-400262	9920-400326 / 9920-400414 / 9920-400494 / 9920-400723 / 9920-400817 / 9920-400844 / 9920-400906 / 9920-400954	Temp sensor	SN-GK101
9920-400446	9920-400319 / 9920-400435 / 9920-400444 / 9920-400447 / 9920-400464 / 9920-400490 / 9920-400516 / 9920-400523 / 9920-400643 / 9920-400685 / 9920-400710 / 9920-400902 / 9920-400903 / 9920-401042 / 9920-401340	Hi-limit sensor	SN-GK100
9920-100317	9920-100317	Hi-Limit Poron Tape	SN-GK107
9920-100318	9920-100318	Hi-Limit Poron Tape	SN-GK108



Gecko MSPA 1, 2 or 4 Systems Sensors



Manufacturer N°	Can replace	Type	SKU
9920-400122	9920-400122	Hi-Limit sensor	SN-GK102
9920-400125	9920-400254 / 9920-400259 / 9920-400334 / 9920-400709	Temp sensor	SN-GK103

Hot Spring Replacement Heater (after 2002) Hi-Limit Sensor (Red)

Hi Limit Probe Diameter: 16 mm
Hi Limit Cable Length: 1320 mm or 52 inches



Diam.	SKU
16mm	SN-HS602

Hot Spring Hi-Limit Thermistor

Cable length: 41 inches (1040mm)



SN-HS416

Connector	Diam.	SKU
2 pin amp (before 2002)	15mm	SN-HS416

Hot Spring T-Stat Thermistor

Cable length:
41 inches (1040mm)



Connector	Diam.	SKU
JST (after 2002)	10mm	SN-HS396

(Davey) Optical Water Sensor

Compatibility: Spa Power Systems

Cable length: 280mm

Diameter Sensor: 17mm

Diameter O'ring: 3mm



Part	SKU
Sensor only	SN-QA915
O'ring	SN-Q3962

(Davey) Inline Temperature Sensor

Compatibility: Spa Power SP601/800

Cable length: 230mm

Diameter Sensor: 5mm

Diameter Heat Shrink: 8mm



Part	SKU
Sensor only	SN-Q9155
Heat Shrink	PL-QHS08

Balboa BP2X-Wire Kit Blower for BP2100G1 control box

Brand: Balboa

Cable length:
20 inches (520mm)

Specifications:
2 wires : 1 x 4 pin amp with 10A fuse for Blower. 1 x splitter.



Type	SKU
Expander Board Splitter Port	CA-CS893

Vita Spa Sensors

Brand: Vita Spa

Diameter: 6mm

2 models available



Part	SKU
Short Sensor	SN-VS104
Long Sensor	SN-VS103

Tecmark Level Sensor

Brand: Tecmark

Use with approved Tecmark timers.



Type	SKU
10 Vdc (use with timer)	SN-10100
9 to 30 Vdc	SN-10110

Sundance Hi-limit Probe

Brand: Sundance

Cable length:
20 inches (520mm)



SN-SD100

Connector	Diam.	SKU
Curled End	6mm	SN-SD100
Boxed End	6mm	SN-SD101

Sundance Temperature Sensor

Brand: Sundance

Cable length:
138 inches (3500mm)



SN-SD102

Connector	Diam.	SKU
Curled End	20mm	SN-SD102
Boxed End	20mm	SN-SD103
O'Ring	22mm	PL-10176

Hot Spring Replacement Heater (before 2002) Control Sensor (Blue)

Cable length:
52 inches (1320mm)



Type	Diam.	SKU
Before 2002	16mm	SN-HS611
After 2002	16mm	SN-HS612

(Davey) Optional In-Pool Temp Sensor MK 3

Cable length:
117 inches (2970mm)



Diameter	SKU
9mm	SN-Q9254

(Davey) Optional In-Pool Sensor Probe

Cable length:
117 inches (2970mm)



Diameter	SKU
9mm	SN-Q9154

Balboa Transformer

Specification:
230vac - 12vac
(10V@ 3A CE)*

Dimensions:
100mm x 60mm x 50mm



Type	SKU
12-pin	TR-BA412

Gecko Transformer MSPA-MP

Manufacturer:
Gecko 9920-100062

Specification: 230vac - 12vac

Dimensions:
70mm x 80mm x 46mm



SKU
TR-GK062

Gecko Transformer For IN.YE and IN.YT

Brand: Gecko

Connection: 1 x plastic plug

Specification: 230vac - 10vac.



Type	SKU
Control Box, Circuit Board Transformer	TR-GK063

LIGHTING



Balboa Touch Panel Bulb

Power: 12V

Compatible with: VL401, VL402, VL403, VL404, VL701S, VL700S, VL600S, ML550, VL801D and more...



SKU

TS-BLB01

Mood EFX 7 LED Bulbs 1.5W

Power: 12V

Compatible with: Fits virtually all Spas and Hot Tubs with a standard bulb holder.



SKU

LG-BA007

Mood EFX 22 LED Bulbs 2.5W

Manufacturer: Balboa

Length: 40 mm

Diameter: 45 mm

Power: 12V

Compatible with: Fits virtually all Spas and Hot Tubs with a standard bulb holder.



SKU

LG-BA022

2 1/8" Diameter Light Housing

Manufacturer: Waterway

Outer diameter: 54mm

Depth including bulb holder: 73mm

Fits hole: 42mm



SKU

LG-LH218

3.25" Light Housing (Not Front Access)

Manufacturer: Waterway

Outer diameter: 83mm

Depth including bulb holder: 73mm

Fits hole: 64mm



SKU

LG-LH325

3.25" Light Housing (Front Access)

Manufacturer: Waterway

Outer diameter: 83mm

Depth including bulb holder: 73mm

Fits hole: 64mm



SKU

LG-LH327

5 inch Waterway True Light

Manufacturer: Waterway

Outer diameter: 125mm

Depth including bulb holder: 70mm

Fits hole: 95mm



SKU

LG-LH500

9 inch Arctic Spas Light Housing

Manufacturer: Artic Spas

Outer diameter: 230mm

Depth including bulb holder: 65mm

Fits hole: 190mm



SKU

LG-LH900

(Davey) 5 inch Diameter Light Housing

Manufacturer: Davey

Outer Diameter: 127 mm



SKU

LG-QRD5L

(Davey) 5 Inch Variable Colour LED

Manufacturer: Davey

Outer Diameter: 127mm



SKU

LG-QRD7

Small Clear Light Bulb

Diameter: 15mm
Length: 35mm



SKU
LG-LB012

Gecko Y Series Light Bulb

Manufacturer: Gecko
Power: 12V



SKU
LG-GEY01

Sloan LED Cluster LiquaLED

Manufacturer: Sloan LED
Outer diameter: mm
Cable Length: 36"



LED's	SKU
7	LG-SL707
12	LG-SL012
21	LG-SL021

Sloan LED Daisy Chain Jumper

Manufacturer: Sloan LED
 2 lengths available.



LG-SL724

Length	SKU
70cm	LG-SL724
170cm	LG-SL760

Single RGB LED, Daisy Chain Assembly

Manufacturer: Sloan LED
Length Of Wire: 630mm (Outer Bullet Wire) & 630mm (Inner Bullet Wires).



SKU
LG-SL641

Dual RGB LED, Daisy Chain Assembly

Manufacturer: Sloan LED
Length Of Wire: 630mm (Outer Bullet Wire) & 430mm (Inner Bullet Wires).



SKU
LG-SL642

Quad RGB LED, Daisy Chain Assembly

Manufacturer: Sloan LED

2 lengths available.



LG-SL644

Length	SKU
63cm	LG-SL644
96cm (XL)	LG-SL645

Sloan LED Light Controller

Manufacturer: Sloan LED

Output: 1 Amp / 12 Watts

2 models available.



LG-SL898

Model	SKU
Control 40	LG-SL678
Control 100	LG-SL898

Bullet Lens, Frosted, 15mm

Manufacturer: Sloan LED

Outer diameter: 15mm

Length: 32mm



SKU
LG-SL373

Sloan LED UltraBRITE Mini 9 LED Light, With Bi Pin

Manufacturer: Sloan LED

Outer diameter: 34mm



SKU
LG-SL862

Sloan LED UltraBRITE LED Light

Manufacturer: Sloan LED

Outer diameter: 40mm



SKU
LG-SL739

Sloan LED Lens accessories



Part	SKU
Compression Nut and O-ring	LG-SL587
Nut, 3/18-16, Hex, Nylon	LG-SL339
O-Ring, Silicone, Clear For Use With Bullet Lenses	LG-SL338

SPANET PARTS



PART NUMBER	DESCRIPTION
SV Series Spa Controls	
SV2-VH	SV2-VH Spa Control
SV2T-RJ	SV2 Touch Pad
SV2-VH-PKG	SV2-VH Spa Control & SV2T Touch Pad Package
SV2-T43-PKG	SV2-VH Spa Control & SVT43 Touch Pad Package
SV3 Series Spa Controls	
SV3-VH	SV3-VH Spa Control
SV3T-RJ	SV3 Touch Pad
SV3-VH-PKG	SV3-VH Spa Control & SV3T Touch Pad Package
SV3-T43-PKG	SV3-VH Spa Control & SVT43 Touch Pad Package
SV4 Series Spa Controls	
SV4-VH	SV4-VH Spa Control
SV4T-RJ	SV4 Touch Pad
SV4-VH-PKG	SV4-VH Spa Control & SV4T Touch Pad Package
SV4-VH Spa Control & SV4T Touch Pad Package	SV4-VH Spa Control & SVT43 Touch Pad Package
SV Series Spa Controls	
SVM1	SV Mini 1 Controller
SVM2	SV Mini 2 Controller
SV-MT-R	SV Mini Touchpad - Rectangle
SV-MT-B	SV Mini Touchpad - Bone
SV-MT-EP	SV Mini Touchpad Escutcheon Plate
SVM-RH15	SV Mini 1.5kW Remote Heater
SVM-RH20	SV Mini 2.0kW Remote Heater
SVM-RH30	SV Mini 3.0kW Remote Heater
SV Mini Packages	
SVM1-PKG	SV Mini 1 Control, Touchpad & Heater (1.5/2.0/3.0kW) Package
SVM1-PKG-L	SV Mini 1, T/Pad & Htr (1.5/2.0/3.0kW) Package w/ LED Light
SVM2-PKG	SV Mini 2 Control, Touchpad & Heater Package (1.5/2.0/3.0kW)
SVM2-PKG-L	SV Mini 2, T/Pad & Heater Package (1.5/2.0/3.0kW) w/ LED Light
	*When ordering SV Mini packages, please specify heater size & touchpad shape
SV Accessories	
SVT43-V2	SV 4.3" Colour Touch Screen Touch Pad V2 (with SV-AMP interface)
SV-RT-AUX	SV Auxiliary Touch Pad (pumps/blower/light only)
SV-WIFI	SV SmartLINK Module (WiFi only)
SV-AMP	SV SmartSTREAM Module Only (Bluetooth / WiFi)
SV-RT-ST	SV Stereo Touch Pad to suit SmartSTREAM
SVST-SUB-PKG	SmartSTREAM (Sub) Pack inc. T/P, Sub, 12v Trans & Transducers x 4
SVT-EP	SVSeries Touchpad Escutcheon Plate
SV Series II Heat Pumps (Plastic Case)	
SN-HP-55P	SpaNET SV Series Integrated 5.5kW Heat Pump (Plastic)
SN-HP-90P	SpaNET SV Series Integrated 8.8kW Heat Pump (Plastic)
SN-HP-120P	SpaNET SV Series Integrated 12.0kW Heat Pump

PART NUMBER	DESCRIPTION
SN-HP-130-CCP	SpaNET SV Series Cold Climate 13.0kW Heat Pump
powerSMART Series Generic Heat Pumps (Plastic Case)	
SHP-60P	PowerSmart Generic 6.0kW Heat Pump
SHP-80P	PowerSmart Generic 8.3kW Heat Pump
SHP-140P	PowerSmart Generic 14.0kW Heat Pump
SHP-170P	PowerSmart Generic 17.0kW Heat Pump
SHP-190P	PowerSmart Generic 19.0kW Heat Pump
Pumps	
XS20	1500w (2.0hp) Single speed booster pump, 50mm unions inc
XS30	1850w (2.5hp) Single speed booster pump, 50mm unions inc
XS30S	2200w (3.0hp) Single speed booster pump, 50mm unions inc
XS30-3P	2100w Variable Speed booster pump, 50mm unions inc
XS20-2S	1500w (2.0hp) Two speed booster pump, 50mm unions inc
XS30-2S	2200w (3.0hp) Two speed booster pump, 50mm unions inc
XS10B	700w (1.0hp) Silent air spa blower, 40mm union inc
XS3C	250W (0.35hp) Quiet-flow circulation pump, 40mm unions inc
XS10C	700W QuietFlo circulation pump, 40mm unions included
SmartFlo Pumps	
SB15	1100w (1.5hp) Single speed booster pump, 50mm unions inc
SB20	1500w (2.0hp) Single speed booster pump, 50mm unions inc
SB25	1850w (2.5hp) Single speed booster pump, 50mm unions inc
SB30	2200w (3.0hp) Single speed booster pump, 50mm unions inc
SB30-3P	2100w Variable Speed booster pump, 50mm unions inc
SB15-2S	1100w (1.5hp) Two speed booster pump, 50mm unions inc
SB20-2S	1500w (2.0hp) Two speed booster pump, 50mm unions inc
SB25-2S	1850w (2.5hp) Two speed booster pump, 50mm unions inc
SB30-2S	2200w (3.0hp) Two speed booster pump, 50mm unions inc
SA10	700w (1.0hp) Spa blower, 40mm union inc
SC05	350W (0.5hp) Circulation pump, 40mm unions inc
SC10	750W (1.0hp) Circulation pump, 40mm unions included
SV Lighting	
LED-ML7-50P	Large 5" RGB Master LED light & Lens
LED-ML7-50	Large 5" RGB Master LED light only Large 5" RGB Master LED light only
LED-LENS-50	5" Lens only
LED-ML7-25P	Small 63mm (2.5") RGB Master LED light & Lens
LED-ML7-25	Small 63mm (2.5") RGB Master LED light only
LED-LENS-25	63mm (2.5") Lens only
LED-SL7-25	Small 63mm (2.5") RGB Slave LED light only
LED-BL4	Quad border light loom
LED-BL2	Double border light loom
LED-CL1	Border lighting connecting lead 1000mm
LED-CL2	Border lighting connecting lead 2000mm
LED-LC40	LED Light Controlller (40 x POL)

PART NUMBER	DESCRIPTION
SVL-EXT-6M	SV LED light extension lead 6M - RJ
XS-LED12	XS-LED12
LED-POL-LENS	POL Lens for LED Looms
SPARE PARTS	
SV2 series Spare Parts	
SV2-240PCB-V1	SV2 (V1) 240v Power PCBA (AMP Sockets)
SV2-240PCB-V2	SV2 (V2) 240v Power PCBA (AMP Sockets)
SV2-12PCB-V1	SV2 (V1) 12v Brain PCBA (RJ sockets)
SV2-12PCB-V2	SV2 (V2) 12v Brain PCBA (RJ sockets)
SV-V1-HTR-30	SV (V1) 3.0kW Heater Assembly
SV-V2-HTR-30	SV (V2) 3.0kW Heater Assembly
SV3 series Spare Parts	
SV3-240PCB-V1	SV3 (V1) 240v Power PCBA (AMP Sockets)
SV3-240PCB-V2	SV3 (V2) 240v Power PCBA (AMP Sockets)
SV3-12PCB-V1	SV3 (V1) 12v Brain PCBA (RJ sockets)
SV3-12PCB-V2	SV3 (V2) 12v Brain PCBA (RJ sockets)
SV-V1-HTR-60	SV (V1) 6.0Kw Heater Assembly
SV-V2-HTR-55	SV (V2) 5.25Kw Heater Assembly
SV4 series Spare Parts	
SV4-240PCB-V1	SV4 (V1) 240v Power PCBA (AMP Sockets)
SV4-240PCB-V2	SV4 (V2) 240v Power PCBA (AMP Sockets)
SV4-12PCB-V1	SV4 (V1) 12v Brain PCBA (RJ sockets)
SV4-12PCB-V2	SV4 (V2) 12v Brain PCBA (RJ sockets)
SV-V1-HTR-60	SV (V1) 6.0Kw Heater Assembly
SV-V2-HTR-55	SV-V2-HTR-55
SV Mini Spare Parts	
SVM1-PCB	SVM1 Main PCBA
SVM2-PCB	SVM2 Main PCBA
SVM-12V	SVM 12v Transformer
SVM-RH-PCB	SVM-RH Heater Sensor Assembly complete
SVM-MAC50	50mm mac union tail, lock ring & O Ring (1 set)
SV Series Common Spare Parts	
SV-HTR-SA	SV Heater Sensor Assembly complete
SV-12V-TR	SV Transformer (12V)
SV-BLW-TR-V1	SV (V1) Blower Triac
SV-BLW-TR-V2	SV (V2) Blower Triac
SV-HTR-LR	SV Heater Split Lock Nut (inc screws)
SV-HTR-TP	SV Heater Tail Piece
SV-HTR-OR	SV Heater O-Ring Gasket
SV-HTR-MAC50	SV 50mm Barrel Union Complete (Lock ring, tail and o-ring)

PART NUMBER	DESCRIPTION
XS-2000 series Spare Parts	
SV2T-MD	SV series low profile GelFill touchpad to suit XS2000 inc overlay
XS-3000 series Spare Parts	
SV3T-MD	SV series low profile GelFill touchpad to suit XS3000 inc overlay
XS-4000 series Spare Parts	
SV4T-MD	SV series low profile GelFill touchpad to suit XS4000 inc overlay
XS Series RH Heater Spare Parts	
XS-RH-PCBA	XS-RH-PCBA
Cordsets	
CS-3C-15-50	Mains Power Cordset, 15amp, 5M, 3 core
CS-AMP-3C-30-15	AMP Cordset, 3M, 3 core - 1.5mm2
CS-AMP-3C-30-25	AMP Cordset, 3M, 3 core - 2.5mm2
CS-AMP-4C-30-15	AMP Cordset, 3M, 4 core - 1.5mm2 (2 speed)
CS-AMP-3C-100-25	AMP Cordset, 10M, 3 core - 2.5mm2
HP-DC-6M	RJ Data Cable 6M - Double Shielded - CAT5E
HP-DC-10M	RJ Data Cable 10M - Double Shielded - CAT6A
PUMP SPARE PARTS	
XS Jetmaster Boost Pump Spares	
XS30-U	Union (including O-ring D71*4.5, 60.3mm)
XS30-U-OR	Union O-Ring only (D71*4.5mm)
XS30-PC	Pump Cover
XS30-OPC	O-ring for pump cover(D163*3.5)
XS30-PB	Pump Body
XS30-FC	Fan Cover
XS30-CAP	Capacitor (40uF/450V)
XS30-MS	Mechanical seal (carbon/ceramic/NBR)
XS20-IMP	Impeller to suit (1500W) XS-20/XS20-2S Pump
XS30-IMP	Impeller to suit (1850W) XS-30 Pump
XS30S-IMP	Impeller to suit (2200W) XS-30S / XS30-2S Pump
XS30-3P Vari Pump Spares	
XS30-3P-IMP	Impeller & Lock Nut to suit XS30-3P 3phase Pump
XS30-3P-MS	Mechanical seal (carbon/ceramic/NBR)
SV-VSP-V2C	SV (V2) VSP Comms Cable
SV-VSP-CB	SV (V1) VSP Interface Box
SCH-ATV12	Schneider ATV Vari Drive Controller
Quietflo Circulation Pump Spares	
XS3C-U	Union (including O- ring D55*3.5, 48.5mm)
XS3C-U-OR	Union O-Ring only (D55*3.5mm)
XS3C-PC	Pump Cover
XS3C-OPC	O-ring of pump cover

PART NUMBER	DESCRIPTION
XS3C-IMP	Impeller to suit (250W) XS-3C pump
XS3C-MS	Mechanical seal
XS3C-PB	Pump Body
XS3C-CAP	Capacitor (7uF/450V)
SmartFlo Circulation Pump Spares	
SC05-U	40mm Split Union (including O- ring & Tail)
SC05-U-OR	40mm Union O-Ring only
SC05-PC	Pump Cover
SC05-OPC	O-ring of pump cover
SC05-PB	Pump Body
SC-MS	Mechanical seal
SC05-IMP	Impeller to suit SC05 pump
SC10-IMP	Impeller to suit SC10 pump
SmartFlo Boost Pump Spares	
SB30-U	50mm Split Union (including O- ring & Tail)
SB30-U-OR	50mm Union O-Ring only
SB30-PC	Pump Cover
SB30-OPC	O-ring for pump cover
SB30-PB	Pump Body
SB-MS	Mechanical seal
SB15-IMP	Impeller to suit SB15/SB15-2S Pump
SB20-IMP	Impeller to suit SB20/SB20-2S Pump
SB25-IMP	Impeller to suit SB25/SB25-2S Pump
SB30-IMP	Impeller to suit SB30/SB30-2S Pump
SB-BS	Bleed Screw Bung to suit SmartFlo Pump
Heat Pump Spare Parts	
HP-PCBA	SpaNET SV Series Heat Pump PCB v3.1
SHP-PCBA-ST	SHP Heat Pump PCB
SHP-TP-ST	SHP Heat Pump Keypad
HP-CAP-30	35uF Compressor Capacitor
HP-CAP-50	50uF Compressor Capacitor
HP-CAP-2	2uF Fan Motor Capacitor
HP-FLOW	Flow Switch for SV Series heat pump
HP-FAN-MTR	Fan Motor
HP-FAN-BLD	Fan Blade
HP-UNION-THN	Lock ring (thin thread) for heat pump (1pc)
HP-UNION-THK	Lock ring (thick thread) for heat pump (1pc)
HP-COMP-O	Compression o-ring (40mm) for heat pump (1pc)
HP-MAC40	40mm Mac Union (inc tail & lock ring) for Heat Pump

BRANDS





AQUARIUS SPA PARTS



www.aquarius-spaparts.nz

143 Totara Street, Mount Maunganui,
Tauranga, Bay of Plenty, New Zealand, 3116

07 572 1637 | peter.tps@outlook.com