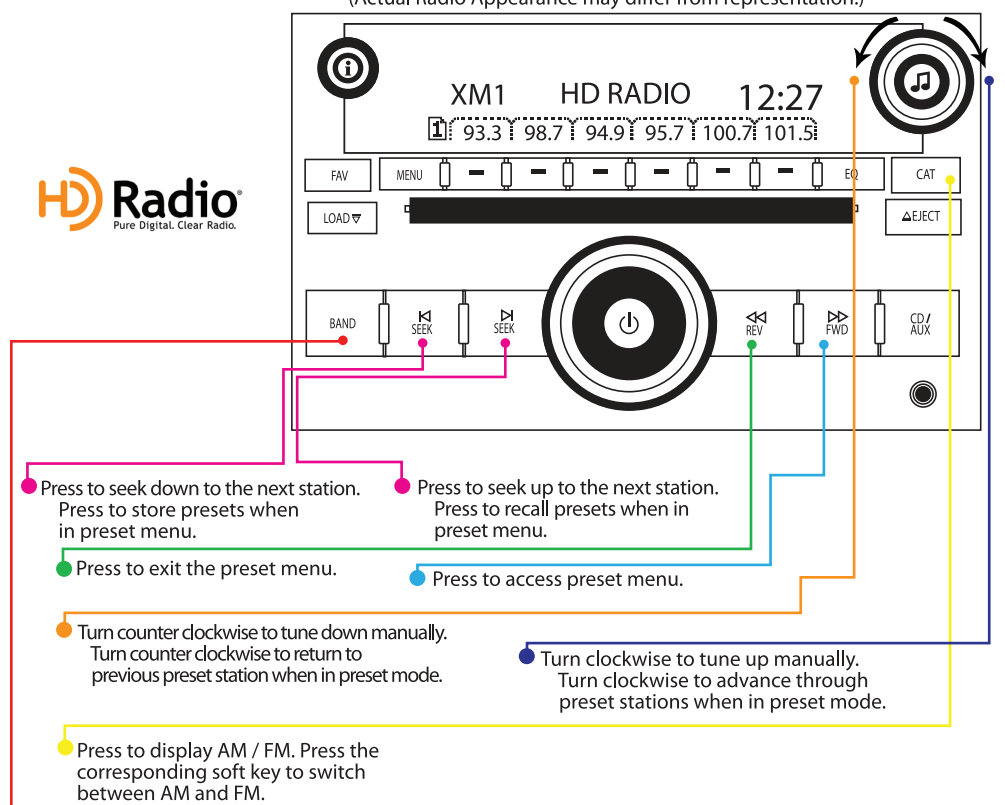
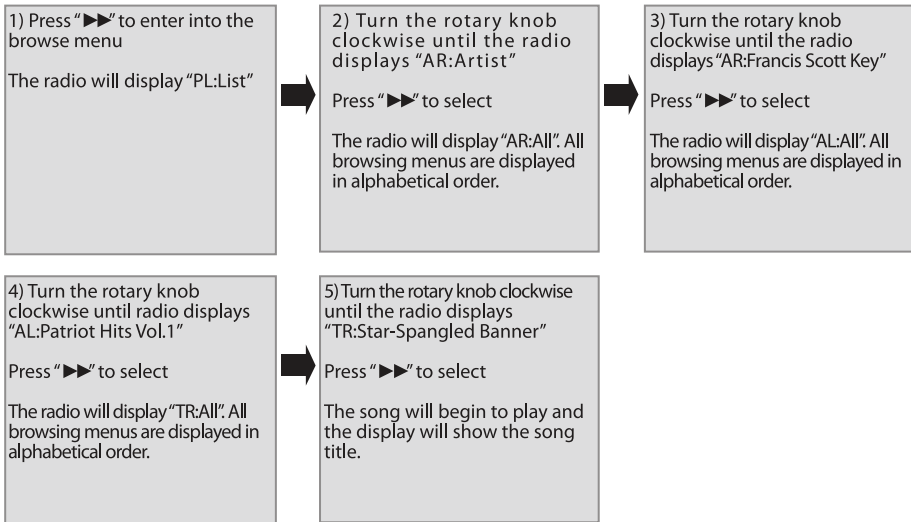
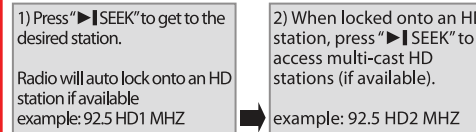


Browsing Example:
To select the song "Star-Spangled Banner" through the Artist category

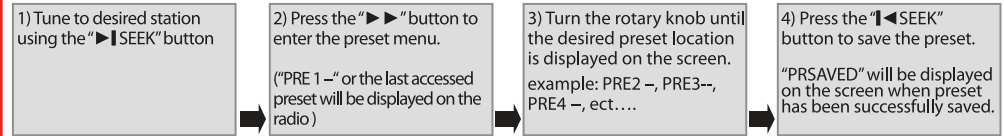


To select an HD radio station and store presets.

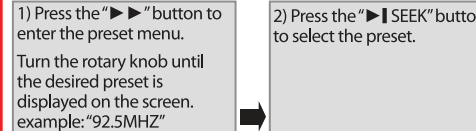
ACCESSING HD STATIONS W/ NON-NAV



STORING PRESET W/ NON-NAV



RECALLING PRESETS W/ NON-NAV



If steering wheel controls are available, press the ▲ button on the steering wheel until desired station is displayed on the screen. After 1 second it will auto select.

Changing Modes:

1) Leaving and re-entering the XM mode (press "Band" and cycle through AM, FM, then back to XM) will enter the mode select menu. The word "BUSY" may be displayed for a few seconds. In the mode select menu one of the following will be displayed; "SAT"; "HD RADIO"; "IPOD"; "AUX1"; or "AUX2". Turn the rotary knob until the desired source is displayed on the screen. Press "▶▶" to select the displayed mode.