

PlaneEnglish®



USER GUIDE

ARSim®

<https://planeenglishsim.com/pages/tutorials/>

QUICK START

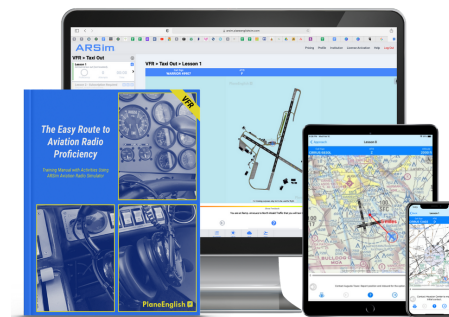
1 DOWNLOAD & CREATE AN ACCOUNT

Download ARSim on the Google PlayStore or iOS AppStore // scan -> or visit <https://arsim.ai> on the web



2 EXPLORE

All phases of VFR & IFR, TRAINER mode guided curriculum, and over 300+ airports



3 LIKE IT? PURCHASE ARSim LICENSE KEY

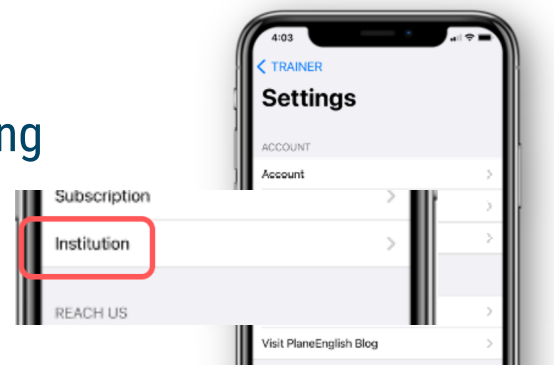
Visit <https://planeenglishsim.com> or scan ->



4 ACTIVATE

Retrieve your 15-digit license key from the email following purchase (check your spam folder) **XYZAB-XXXXX**

Settings > Institution > License Key



SETTINGS-CUSTOMIZE

1- CALLSIGN

Customize your callsign

2- AIRPORT

Choose from 300+ airports

Visit our [Airport Request page](#) to request your home airport

3- PHRASEOLOGY STANDARD

Toggle between FAA and ICAO standards

4- VOICES

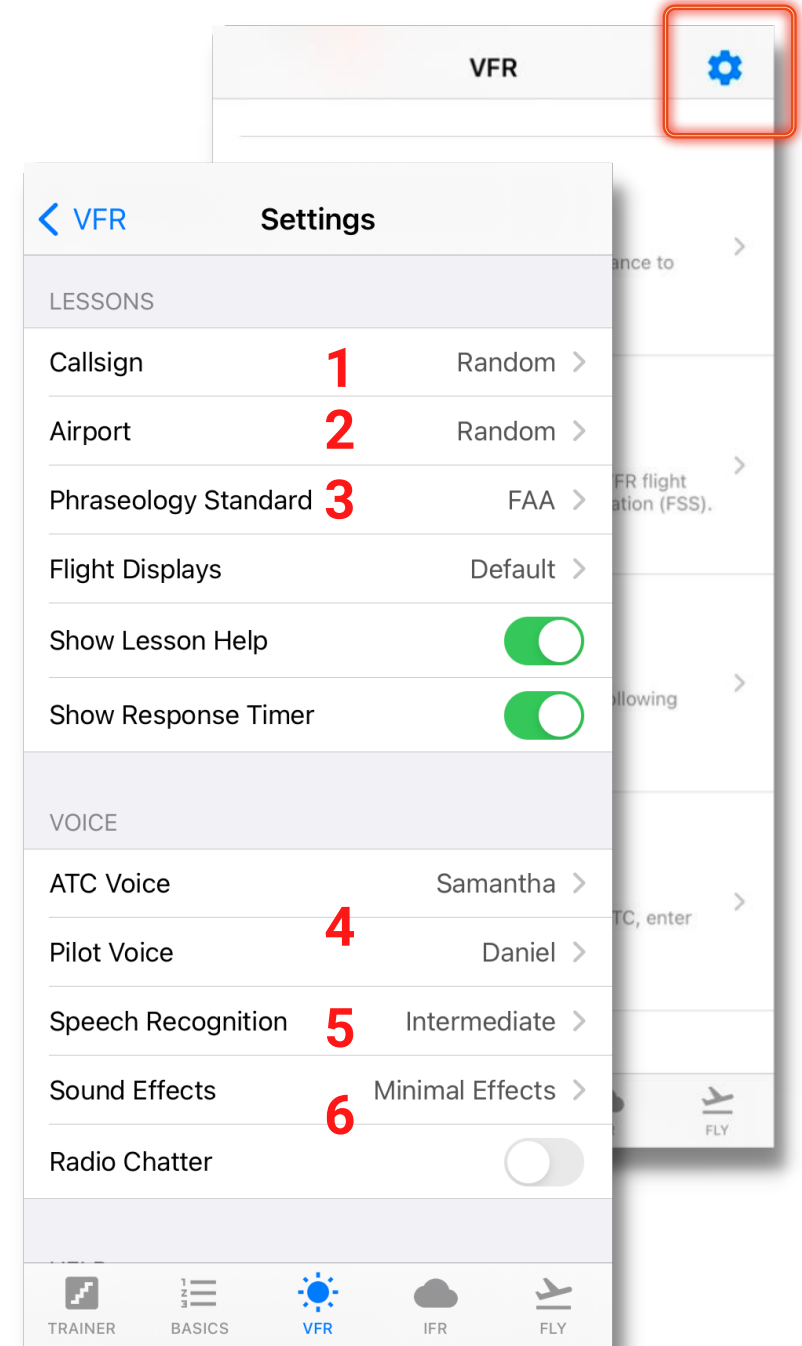
Customize ATC and Pilot voice

5- SPEECH RECOGNITION

Adjust assessment criteria

6- SOUND EFFECTS

Adjust transmission realism with background noise



SETTINGS-MISC.

1- SUBSCRIPTION

In-app subscription options

2- INSTITUTION

Input your 15-digit license code purchased from our online store

3- SEND FEEDBACK

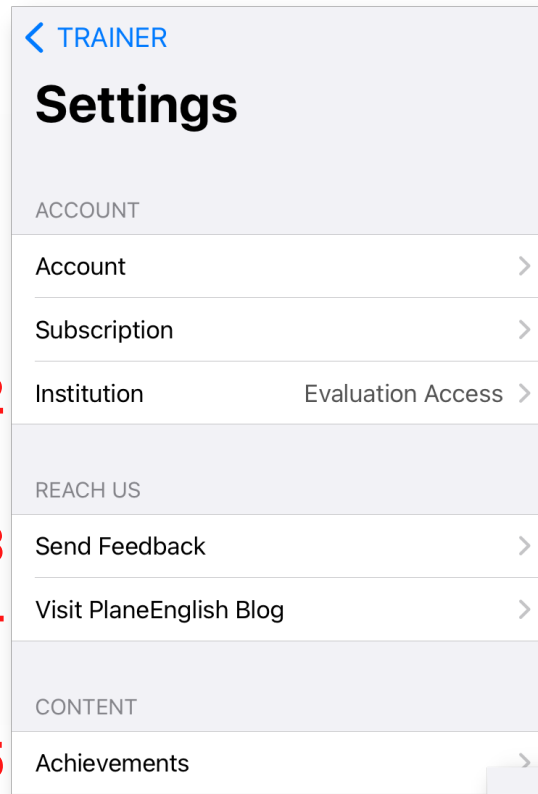
Love the sim? Rate us on the app stores! Need help or have ideas for improvements? Let us know here!

4- BLOG

Visit our blog and learn something new!

5- ACHIEVEMENTS

TRAINER mode Stage Check certificate downloads



6- RESET CORRECTIONS

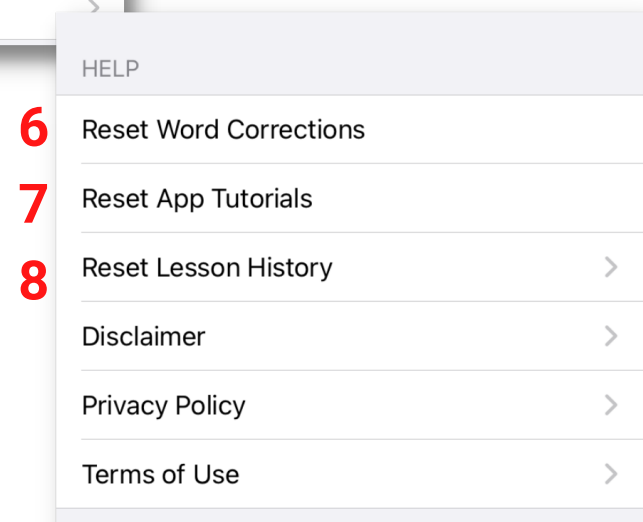
Previous word corrections will be cleared and auto corrections reset

7- RESET APP TUTORIALS

Reset app tutorials

8- RESET LESSON HISTORY

Reset all lesson scores. This cannot be undone.



NAVIGATION-MODES

1- TRAINER

Follow the built-in curriculum for progressive training, leveling-up opportunities, and FAA WINGS credits

2- BASICS

Practice the fundamentals of aviation communication, from the phonetic alphabet to requests and readbacks

3- VFR

Explore more VFR comms scenarios organized by phases of flight

4- IFR

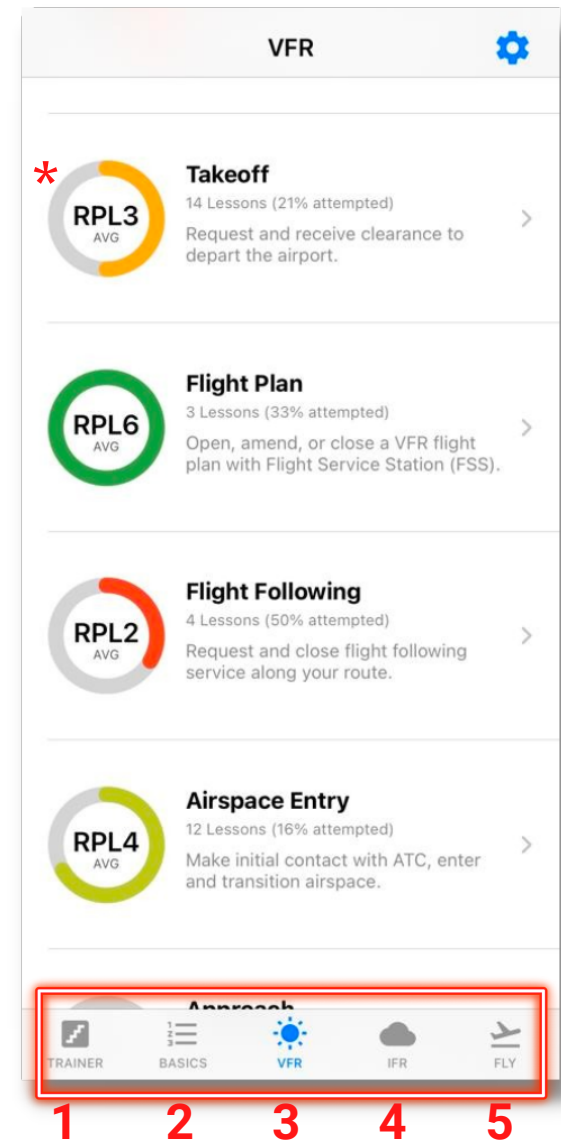
Explore more IFR comms scenarios organized by phases of flight

5- FLY

Build and customize itineraries to experience full flights, from your first cross-country to your favorite routes

* RPL

Radio Proficiency Level: aggregate measure of speech accuracy, rate, verbosity, and pauses.



NAVIGATION-MODULES

1- OVERVIEW

Overview of module and scoring criteria

2- LESSON DETAILS

Short lesson description

3- HISTORY

Lesson evaluation and history

4- AIRSPACE

Airspace(s) to which lesson applies

5- DIFFICULTY LEVEL

Lesson difficulty level

The screenshot displays the 'Taxi Out' module interface. At the top, there's a navigation bar with a back arrow, 'VFR', a red '1', an info icon, and a settings icon. Below this is the title 'Taxi Out' and a 'TEST YOUR SKILLS' section with a 'Start a Random Lesson' button. The main content area is titled 'PRACTICE' and lists three lessons. Lesson 1 is highlighted with a red box around its difficulty level indicator (a vertical bar with '5' next to it). Lesson 1 details: 65% Avg Proficiency, 2 Attempts, 01:18 Time, 86% Max Proficiency. Lesson 2 details: 87% Avg Proficiency, 2 Attempts, 02:42 Time, 98% Max Proficiency. Lesson 3 details: 87% Avg Proficiency, 2 Attempts, 02:42 Time, 98% Max Proficiency. The bottom navigation bar shows 'VFR' selected.

6- AVERAGE PROFICIENCY

Average lesson radio proficiency score

7- ATTEMPTS

Number of times lesson was attempted

8- TIME

Total training time in lesson

9- MAX PROFICIENCY

Maximum proficiency score

NAVIGATION-LESSONS

1- FLIGHT DISPLAYS

Toggle between maps and flight displays for increased situational awareness

2- LISTEN TO ATC

Receive instructions from ATC and train your ears

3- SHOW FEEDBACK

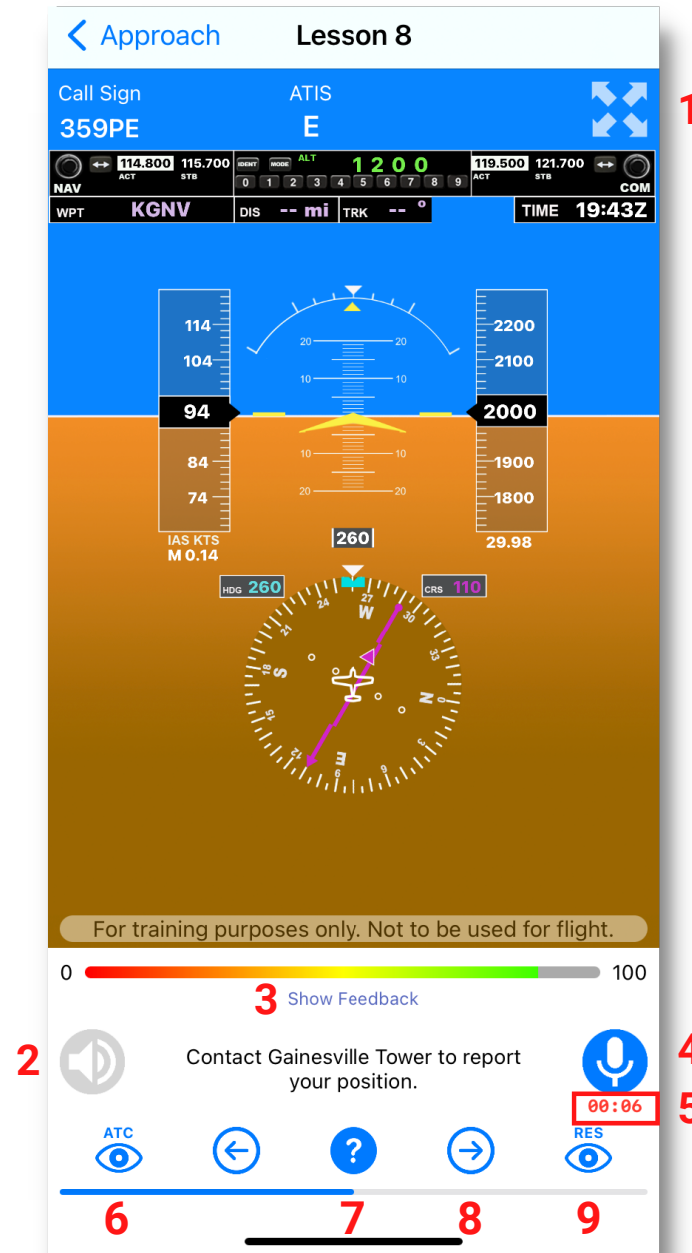
See detailed feedback and corrections on accuracy to measure your performance

4- TALK

Press the mic, see it turn red to talk to ATC for requests or readbacks

5- TIMER

Track your speaking time



6- TRANSCRIPTS

See transcripts of ATC instructions and clearance

7- HELP

Get help to learn phraseology, listen to examples, and your own recordings

8- ADVANCE

Get help to learn phraseology, listen to examples, and your own recordings

9- TRANSCRIPTS

See transcripts of phraseology for requests and readbacks