

QUAD PACK TEST RESULTS

Note: OEM dimensions only need to be verified for set-up and FAI purposes.

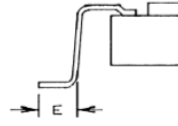
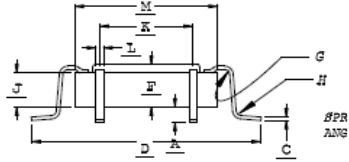
Customer: _____ MFG P/N: _____
 Project Code: _____ Customer P/N: _____
 W/O Number: _____ S/N: _____
 Lot: _____
 D/C: _____
 Insp. _____
 Sample: _____ Of _____

PACKAGE TYPE:
(check one)

FOOT CONFIGURATION:
(check one)

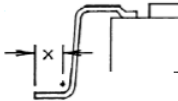
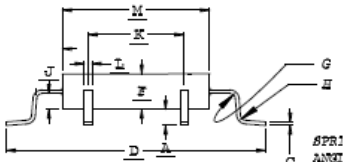
Top Braze

Option 1

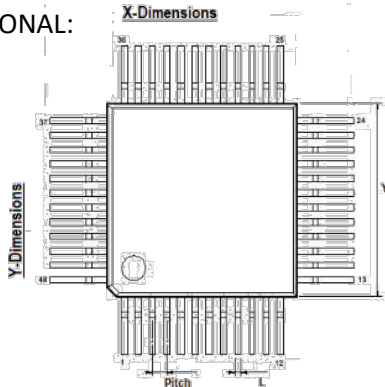


Side Exit

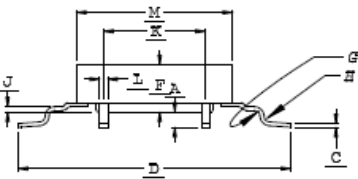
Option 2 (JEDEC)



ADDITIONAL:



Bottom Exit



(check one from each category)

Leads Tinned As Received:	Leads To Be Tinned:	Package Type:	Lead Type:	Toe Angle:
<input type="checkbox"/> Yes	<input type="checkbox"/> Yes	<input type="checkbox"/> Metal	<input type="checkbox"/> Flat	<input type="checkbox"/> Up 0-4°
<input type="checkbox"/> No	<input type="checkbox"/> No	<input type="checkbox"/> Ceramic	<input type="checkbox"/> Round	<input type="checkbox"/> Down 0-4°
		<input type="checkbox"/> Plastic		
		<input type="checkbox"/> Glass Seal		

Inspection Data	Unit (check one):		Notes	
	<input type="checkbox"/> mm	<input type="checkbox"/> inches		
	Requirements			Results
	Dim(X,Y; when applicable)	Tol. +/-	Dim(X,Y; when applicable)	
A				
C				OEM Dimension
D				
E				
X				
F				OEM Dimension
G				
H				
J				OEM Dimension
M				OEM Dimension
N				OEM Dimension
Y				OEM Dimension
K				OEM Dimension
L				OEM Dimension

Pitch:		OEM Dimension
# of leads per side:		OEM Dimension
Toe Angle:		

Results Accepted

Inspected By: _____

Date: _____