






Instructions

Key design

 Power button	Long press: power on/off Click: LED light on/off
	Long press: volume+/volume- Click: next/previous song
 Function keys	Long press: function switch Click: answer the call Click: pause/play
USB	Charging port
3.5mm audio port	Line input (computer, mobile phone, etc.)
TF card	Insert TF card (MP3 mode)

Features

1. Support TF card MP3 mode
2. Cool breathing light switch
3. Answer/hang up/music play/pause
4. Incoming call voice report number
5. Support audio cable connection
6. Bluetooth connection
7. Folding telescopic head beam

Pairing step

Connect mobile phones and other Bluetooth devices

1. press the power button to boot automatically enter the pairing state (indicator flashes blue light).
2. Open the Bluetooth device on the mobile phone and click Search Bluetooth Device until it finds the Bluetooth device. Click to connect. There will be a voice prompt when the pairing is successful.

Call function

In Bluetooth mode: single-click the function button to answer the call/hang up the call; long press to reject the call; double-click to return the call.

TF card

After inserting the TF card, it will automatically default to MP3 mode after booting, no need to press the button.




FM mode

Radio function: Long press the function key to switch radio; click the function key to automatically search for channels. Please turn off the color light when searching for radio station, the radio will be better



操作说明书

按键设计

 开机键	长按：开机/关机 单击：LED灯开/关
	长按：音量+/音量- 单击：下一曲/上一曲
 功能键	长按：功能切换 单击：接听来电 单击：暂停/播放
USB	充电口
3.5mm	线路输入（电脑、手机等设备）
TF	插TF卡（MP3模式）

主要功能

- 1、支持TF卡MP3播放功能
- 2、炫酷呼吸灯开关
- 3、接听/挂断/音乐播放/暂停
- 4、来电语音报号码
- 5、支持音频线直连
- 6、蓝牙连接
- 7、折叠式伸缩头梁

配对步骤

连接手机等移动蓝牙设备

- 1、按开机键开机自动进入配对状态（指示灯闪烁蓝灯）。
- 2、打开手机蓝牙设备，点击搜索蓝牙设备，直到搜索到该型号蓝牙设备，点击进行连接，配对成功会有语音提示。

通话功能

蓝牙模式下：单击功能键接听来电/挂断通话；
长按拒接来电；双击回拨来电。

TF卡模式

插入TF卡后开机后会自动默认MP3模式，无需按键

FM模式

收音机功能：长按功能键切换收音；单击功能键自动搜台。
收音搜索电台时，请关闭彩灯，收音更佳