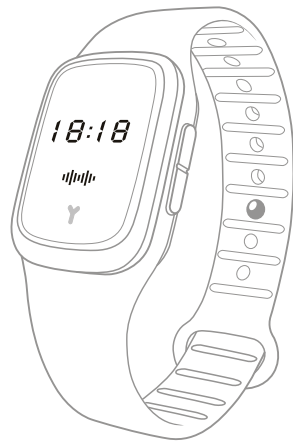


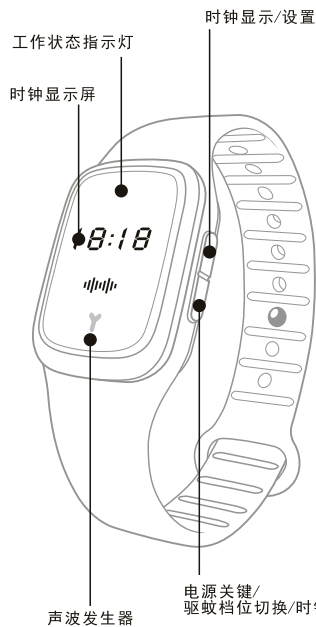
MOSQUITO REPELLENT

智能驱蚊器



用户手册

感谢您购买产品，在使用前请先仔细阅读用户手册，图片仅供参考，产品以实物为准，使用前请充满电。



一、产品特点

1. 通过物理驱赶，本产品采用微电脑超声波频率，可以360度环绕发射超声波，电磁波，仿生波等干扰蚊虫听觉系统和神经系统达到干扰刺激，使产生不安而逃离。
2. 实践证明雌性蚊虫在繁殖期才会叮咬人和动物，以哺乳它的虫卵，而在此期间，雌性蚊子非常讨厌与雄性蚊子接触，智能驱蚊器通过模拟雄性蚊子所发出的振荡频率声波，从而达到驱赶蚊虫的功能，环保健康，无任何化学药剂。
3. 配有LED时钟功能

二、产品使用注意事项

1. 使用产品时，严禁用衣物覆盖产品。
2. 产品有效范围为5-10平米，内置电池可持续使用达7天，将产品带于手腕上，打开电源开关即可使用。

按键功能：

在待机状态，按一下打开电源即可使用。
电源开启为一档（定频：62Hz），蓝色指示灯亮两秒，之后每隔10秒闪烁一次。

再次按下按键，切换二档（变频，34Hz、50Hz、154Hz），蓝色指示灯亮两秒，之后每隔10秒闪烁一次。

再次按下按键，切换三档（自动扫频：18.8KHz--70KHz），蓝色指示灯亮两秒，之后每隔10秒闪烁一次。

再次按下按键，关机关闭驱蚊功能，蓝色指示灯不亮，进入待机状态。

时钟设置方法：

长按电源开关/时钟设置按键三秒后，屏幕时钟闪烁，先设置小时，按时钟设置按键调节小时，确认按电源开机键/时钟设置按键，确认后，自动切换分钟设置，分钟设置之后按电源键确认，时钟设置即可完成。

显示时钟方法：单击时钟显示按键，无任何操作10秒后时钟显示屏幕自动关闭。

*注意：如果设备电池电量完全耗尽，需重新设置时钟。

指示灯说明：

红灯：充电指示。连接充电线，红灯亮表示在充电。

绿灯：充电完成指示，连接充电线，电池充满后红灯灭，绿灯亮，表示电池充满。

蓝灯：驱蚊工作指示，按下按键，蓝色指示灯亮两秒，之后每隔10

秒闪烁一次，表示在驱蚊。

驱蚊模式需根据不同场景调整，三档为睡眠模式，二档为户外运动模式。室外活动建议使用二档。

注意：同一封闭环境长期使用，蚊虫会有一定免疫，经测试产品不能百分百驱赶，有效率在80%，根据环境和使用方法的不同略有差异。本产品不能替代杀虫剂。

三、产品规格

- 1、电池：聚合物电池 3.7V 容量100毫安（待机6个月，充满电可连续工作7天）
- 2、频率：34Hz-70KHz
- 3、充电：Micro USB 5V/1A



使用本产品可以极大避免蚊虫叮咬



LED数码时钟



开启户外运动模式有效使用面积可达10平米

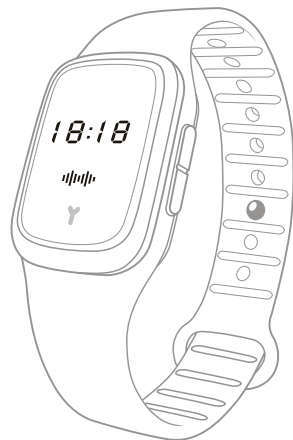


充电30分钟可工作30个小时

产品合格证

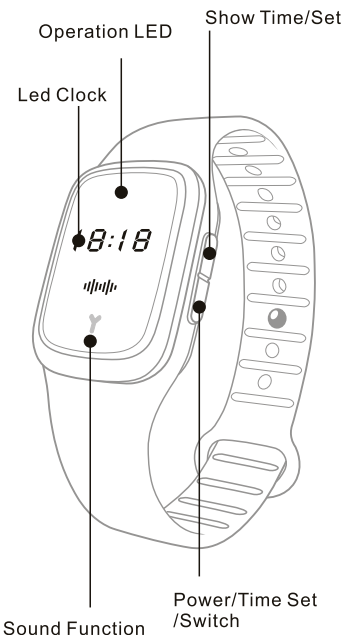
产品名称	M2智能驱蚊器
出厂日期	
质检结果	

MOSQUITO REPELLENT



Manual

Thank you for purchasing the product. Please read the user manual before use. Please charge the battery before use.



Features

1. Physical Drive - This product, adopting microcomputer ultrasonic frequency, enables to transmit 360° ultrasonic wave, electromagnetic wave and bionic wave that can interfere with the auditory and nervous system of mosquitoes so as to drive them.

2. Researches show that female mosquitoes bite humans or animals during breeding season to nurse their eggs. Meanwhile, they hate to contact with male mosquitoes. Smart Mosquito Repellent simulates oscillating waves frequency emitted by male mosquitoes to drive mosquitoes. Additionally, this smart mosquito repellent doesn't contain any chemical agent, and is environmental and healthy.

Cautions

1. It is forbidden to cover the product with clothes when it is working
2. The effective range is 5-10m. The built-in battery can be used continuously for 7 days; wear the product on your wrist; turn on the power switch and use.

Key functions:

Press once to power on under standby mode:
Initial gear - the 1st gear (Fixed Frequency: 62Hz): indicator light will remain solid blue for two seconds and flash once every ten seconds;

Press twice to switch to the 2nd gear (Frequency conversion: 34Hz--50Hz--154Hz): indicator light will remain solid blue for two seconds and flash once every ten seconds;

Press three times to switch to the 3rd gear (Automatic Sweep Frequency: 18.8KHz--70KHz): indicator light will remain solid blue for two seconds and flash once every ten seconds;

Press four times to power off: blue indicator is off and it enters standby mode

Indicator explanation:

Red - be charging: Connect to the charging cable; red light indicates charging state;

Green - charge complete: Connect to the charging cable; red light is off and green light indicates full charging

Blue - mosquito repellent: press the key; indicator light will remain solid blue for two seconds and flash once every ten seconds;

Please adjust mosquito repellent modes according to different conditions: the 3st gear - sleep mode; the 2nd gear - outdoor sports mode; it is suggested to use the 2nd gear for outdoor sports;
Notes: If it is used in the same enclosed environment for a long time, mosquitoes will develop certain immunity. Test results show that the product can not realize 100% drive. Its effective rate is 98% and it may be varied according to different environments and methods. This product cannot replace pesticides!

Clock setting method:

Press and hold the power on key / clock setting key for three seconds the screen clock will flash, and set the hour first, Press the clock setting key to adjust the hour, confirm to press the power key / clock setting key. After confirm that, automatically switch the minute setting, press the power key to confirm, after the minute setting, and then the clock setting is Done.

Display clock method: click the clock display button, and the clock display screen will be displayed 10 seconds after no operation then off.

*Note: if the battery completely finished, clock needs to be reset.

Product Specifications

1. Battery: Polymer Battery 100mAh 3.7V (6-month standby); be continuously used for 7 days after it is fully charged);
2. Frequency: 34Hz-70KHz
3. Charge: Micro USB 5V/1A



Significant reduction of mosquitoes biting activity rate by 80%-90%



LED CLOCK



The outdoor mode suppresses the activity of mosquitoes and its effect radius is 10m'



Charging time 30 minutes continuous use time 30 hours