



MEON
DELIVERING GREAT SURFACES

**PREPARATION & APPLICATION
PERFORMANCE MACHINES**

 **GRACO**

ATT

 **CONTEC®**

INTRO

A good product only delivers full performance if applied rightly.

Our mission is to provide the most appropriate equipment to **Deliver Great Surfaces**, and you can be assured of a holistic approach from Meon that includes thorough research for both product and application.

This publication covers an advanced selection of carefully sourced machines primarily for surface preparation, product application and surface drying.

Whilst there are many machines available, there is always a best option, and we invite you to collaborate with our experts to highlight the one most suited for your company and application.

Once decided, our support continues with certified training, both at point of sale and at regular intervals, ongoing as further innovation and best practice emerges. Our new training academy is buzzing with keen students who are becoming skilled at a fast and efficient rate.


The fully set up service, parts and support centres in Portsmouth and Warrenpoint have trained engineers, with vast experience of both reactive and regular demands.

Furthermore, if your finances are limited, please enquire for our Lease finance and payment plans. You can find more information on these page 90.

From our side, every day is another day for discovery, as we relentlessly continue our journey of improvement with our valued clients, alongside the surface marking and repair industry globally.

Thank you - please reach out to me direct if you wish to discuss anything.

Gary Spencer



CONTENTS:

SURFACE PREPARATION	2
• Machine list	3
• GrindLasers	4
• Contec machines	14
• Vacuums	20
PRODUCT APPLICATION	26
• Machine list	27
• Machine series explained	29
• LineLasers	30
• LineDrivers	54
• Accessories	58
SURFACE DRYING	66
• Machine list	67
• ATT machines	68
• HeatForce Y910	74
TRAINING ACADEMY	76
• Modules list	77
• Modules	78
MACHINE HIRE	86
• Machine list & hire	89
• Meon offers	90

SURFACE PREPARATION

The cleanliness and condition of a surface is important to ensure durability and adhesion of any marking applied over it. Emphasis must be placed on the surface preparation and relevant priming.

Marking or coating removal can be done in a range of methods with a range of finishes. It is important to select the right method, first step is understanding the volume of usage and typical environment, second step is review what product is being removed or surface is being prepped.

This section outlines the Graco GrindLazers and Contec machines for both internal and external applications, concrete or asphalt.

Behind every successful line marking and coating application is surface preparation and priming.

TYPICAL USE:	USAGE:	FUEL:	DEPTH CONTROL:	REMOVAL TYPE:	MACHINE:	Pp:
Surface preparation, low volume line removal	Low	Petrol	Dual depth control	Drum	GrindLazer DC87 G	4
Surface preparation, line removal without grooves	Medium	Petrol	Auto depth control	Rotary	GrindLazer RC813 G	6
All surface preparation, line and coating removal	Medium	Petrol	Dial down depth control	Drum	GrindLazer DC89 G	8
All surface preparation, line and coating removal	Medium	Petrol	Auto depth control	Drum	GrindLazer DC1013 G	10
All coatings removals, inlay	High	Petrol	Auto depth control	Drum	GrindLazer DC1021 G	12
Internal surface preparation, small paint removal.	Low/ Medium	Electric	Manual	Shot Blast	Contec Elephant	14
Internal paint removal	Low/ Medium	Electric	Manual	Rotary Grinder	Contec Alpha	16
Internal surface preparation, low volume line removal	Low	Electric	-	Drum	Contec Milling Machine	18
Dust extraction, internal	Low/ Medium	Electric	-	Vacuum	LazerVac 330	20
Dust extraction, internal	High	Petrol	-	Vacuum	LazerVac 550	22
Dust extraction, internal	Low/ Medium	Electric	-	Vacuum	Contec CDM 3000 230V	24

GRINDLAZER DC87 G



FEATURES & TECHNICAL INFORMATION

ALL-STEEL FRAME

Heavy-duty design will hold up to the harsh jobsite environment.

DUAL DEPTH CONTROL

Multi-position lever for fast, macro-adjustments. Rotating knob for fine, micro-adjustments.

COMFORT GRIP HANDLES

Greatly reduces the vibration you feel through your hands for all-day comfort.

SEALED MAIN BEARING

Maintenance-free design for long life and ease of use.

TRIPLE DRIVE BELTS

Durable, long-life design for high torque power transfer.

HONDA POWER WITH CYCLONE FILTER

Contractor preferred - excellent power and proven reliability. Cyclone filter protects the engine from harmful airborne dust.





VACUUM PORT FOR DUST REMOVAL

Allows for linking up a LazerVac vacuum system for the reduction of airborne dust.

DUAL PURPOSE TACHOMETER AND HOUR METER

Track usage for maintenance - ensuring your equipment is in top shape. Displays engine RPM's while running.

CODE:	WORK WIDTH:	WEIGHT:	ENGINE:	APPROX REMOVAL RATE:	VIBRATION LEVEL (ISO 5349):
601723	200mm	78kg	6.5 HP	28-38m ² /hour	11.4 m/sec ²

CUTTER TYPE	Wire Brush	Carbide Flail	Carbide Miller	Steel Beam
IMAGE:				
CODE:	601540	601538	601549	601554
Surface Preparation:	✓	✓	✓	✓
Dirt/Laitance Removal:	✓	✓		✓
Paint Removal:		✓		✓
Tape Removal:			✓	
Thermoplastic Removal:			✓	
MMA Removal:		✓	✓	

PLEASE NOTE*:

601541 200mm Wire Brush & Spacer Set

601542 200mm 6pt Carb Flail & Spacer

601543 200mm Carbide Miller & Spacer

GRINDLAZER RC813 G



FEATURES & TECHNICAL INFORMATION

ALL-STEEL FRAME

Heavy-duty design will hold up to the harsh jobsite environment.

NO-GROOVE LINE ERASER

Rotary cut removes lines without leaving any grooves.

ADVANCED DEPTH-CONTROL SYSTEM

Independent adjustment for pitch, depth and pressure - giving you ultimate control and no-damage removal on a wide range of surfaces.

ELECTRIC START

Electric start system allows for easy starting with the flick of a switch - even in cold weather.

TILT-UP CHASSIS

Designed for quick and easy cutter removal.

ADJUSTABLE, ANTI-VIBRATION HANDLE BARS

Padded for minimal vibration transfer. Adjustable for all-day comfort for all users.

VACUUM PORT FOR DUST REMOVAL

Allows for linking up a LazerVac and cyclone separator vacuum system for the reduction of airborne dust.

DUAL PURPOSE TACHOMETER AND HOUR METER

Track usage for maintenance - ensuring your equipment is in top shape. Displays engine RPM's while running.

CODE:	WORK WIDTH:	WEIGHT:	ENGINE:	APPROX REMOVAL RATE:	VIBRATION LEVEL (ISO 5349):
601724	200mm	244kg	0.4 HP	74m ² /hour	18.1 m/sec ²

ROTARY TYPE	Wire Brush	Carbide Pin 72	Carbide Pin 48
IMAGE:			
CODE:	601544	601545	601546
Surface Preparation:	✓	✓	✓
Dirt/Laitance Removal:	✓		
Paint Removal:		✓	
Tape Removal:			✓
Thermoplastic Removal:		✓	✓
MMA Removal:		✓	✓

PLEASE NOTE*

200mm Spindle Head Only - 601547

200mm Wire Brush Set - 601548

200mm 72pt Carbide Cutter Set - 601549

200mm 48pt Carbide Cutter Set - 601550

GRINDLAZER DC89 G



FEATURES & TECHNICAL INFORMATION

DEPTH CONTROL SYSTEM

Eliminate measuring and guesswork. Quickly and easily adjust the cutter depth to align with ever-changing terrain. Accurate cut depth to tape or thermoplastic inlays. Eliminates damage due to 'dropped drums'.

EXTREME-DUTY PROSTART SYSTEM

Centrifugal clutch allows easy starting and shut-off of cutters, providing a safe start-up system. Easy to start in cold weather. Eliminates broken recoils. Provides longer belt life.

THICK TRACK FRONT SWIVEL WHEEL

Proven front castor wheel system makes turning fast and easy. Manoeuvre curves better. No need to 'muscle it' while moving.






TRIBELT DRIVE SYSTEM

3 cog design optimizes power transfer and maximum load handling. Eliminates costly downtime.

EASYGLIDE WHEEL MOUNT SYSTEM

Front mounted castor along with dual rear pneumatic tyres makes handling safe and controllable. Pneumatic air-filled tyres helps eliminate vibration.

CODE:	WORK WIDTH:	WEIGHT:	ENGINE:	APPROX REMOVAL RATE:	VIBRATION LEVEL (ISO 3744):
601785	200mm	136kg	9.0 HP	Walking 180m ² /hour Ride 390m ² /hour	Walking 7.9 m/sec ² Ride 8.3 m/sec ²

CUTTER TYPE	Wire Brush	Carbide Flail	Carbide Miller	Carbide Pick	PCD Flat
IMAGE:					
CODE:	601540	601791	601790	601873	601863
Surface Preparation:	✓	✓	✓	✓	✓
Dirt/Laitance Removal:	✓	✓			
Paint Removal:		✓		✓	
Tape Removal:			✓	✓	✓
Thermoplastic Removal:			✓	✓	✓
MMA Removal:		✓	✓	✓	✓

GRINDLAZER DC1013 G



FEATURES & TECHNICAL INFORMATION

DEPTH CONTROL SYSTEM

Eliminate measuring and guesswork. Quickly and easily adjust the cutter depth to align with ever-changing terrain. Accurate cut depth to tape or thermoplastic inlays. Eliminates damage due to 'dropped drums'.

EXTREME-DUTY PROSTART SYSTEM

Centrifugal clutch allows easy starting and shut-off of cutters, providing a safe start-up system. Easy to start in cold weather. Eliminates broken recoils. Provides longer belt life.

THICK TRACK FRONT SWIVEL WHEEL

Proven front castor wheel system makes turning fast and easy. Manoeuvre curves better. No need to 'muscle it' while moving.






TRIBELT DRIVE SYSTEM

3 cog design optimizes power transfer and maximum load handling. Eliminates costly downtime.

EASYGLIDE WHEEL MOUNT SYSTEM

Front mounted castor along with dual rear pneumatic tyres makes handling safe and controllable. Pneumatic air-filled tyres helps eliminate vibration.

CODE:	WORK WIDTH:	WEIGHT:	ENGINE:	APPROX REMOVAL RATE:	VIBRATION LEVEL (ISO 3744):
601786	250mm	141kg	13.0 HP	Walking 240m ² /hour	Walking 7.5 m/sec ²
601787	250mm	141kg	13.0 HP	Ride 520m ² /hour	Ride 5.9 m/sec ²

CUTTER TYPE	Wire Brush	Carbide Flail	Carbide Miller	Carbide Pick	PCD Flat
IMAGE:					
CODE:	601540	601789	601788	601873	601863
Surface Preparation:	✓	✓	✓	✓	✓
Dirt/Laitance Removal:	✓	✓			
Paint Removal:		✓		✓	
Tape Removal:			✓	✓	✓
Thermoplastic Removal:			✓	✓	✓
MMA Removal:		✓	✓	✓	✓

GRINDLAZER DC1021 G



FEATURES & TECHNICAL INFORMATION

DEPTH CONTROL SYSTEM

Eliminate measuring and guesswork. Quickly and easily adjust the cutter depth to align with ever-changing terrain. Accurate cut depth to tape or thermoplastic inlays. Eliminates damage due to 'dropped drums'.

VIBRATION REDUCTION TECHNOLOGY

Up to 4x less vibration than other scarifiers - pneumatic air-filled tires, comfort grips and cart design combine to eliminate vibration, reducing user fatigue. Comfort-grip handlebars for precise steering. All-day comfort.

THICK TRACK FRONT SWIVEL WHEEL

Proven front castor wheel system makes turning fast and easy. Manoeuvre curves better. No need to 'muscle it' while moving.






REVERSE CUT TECHNOLOGY

Reverse cut technology allows you to remove all types of lines while having the power for any inlay/grooving job.

21 HP ENGINE WITH HEAVY-DUTY FILTRATION

Improved filtration to work longer and improve engine life. Electric start system allows for easy starting with the turn of a key, even in cold weather.

CODE:	WORK WIDTH:	WEIGHT:	ENGINE:	APPROX REMOVAL RATE:	VIBRATION LEVEL (ISO 3744):
601841	250mm	165kg	21.0 HP	195m ² /hour	4.9 m/sec ²

CUTTER TYPE	Wire Brush	Carbide Flail	Carbide Miller	Carbide Pick	PCD Flat
IMAGE:					
CODE:	601540	601789	601788	601873	601863
Surface Preparation:	✓	✓	✓	✓	✓
Dirt/Laitance Removal:	✓	✓			
Paint Removal:		✓		✓	
Tape Removal:			✓	✓	✓
Thermoplastic Removal:			✓	✓	✓
MMA Removal:		✓	✓	✓	✓

CONTEC ELEPHANT®



FEATURES & TECHNICAL INFORMATION

The Contact Elephant® is typically used to prepare concrete floors for removing dirt and grime from the concrete, giving a textured surface ideal for applying paint systems.

The system is also used for improving surface texture, for improved slip resistance. Over time, smooth surfaces build up dirt and grime, causing the slip resistance level to drop significantly, especially when wet. This machine leaves the surface clean and textured, ideal for exits and entrances.

CODE:	WORK WIDTH:	WEIGHT:	MOTOR:	MOTOR RS:	DIMENSIONS:
601551	200mm	89kg	2kW / 12A / 230V / 50Hz	2640rpm	H: 900mm, W: 400mm, L: 1150mm

SHOT BLASTER	Round steel shot	ACCESSORY:	Contec Magnetic Brush
IMAGE:			
CODE:	601435		601432
Dirt/Debris Removal:	✓		
Paint Removal:	✓		
Concrete Grinding:	✓		






CONTEC ALPHA[®]



FEATURES & TECHNICAL INFORMATION

Generally used on internal applications for the removal of existing paint lines and surfaces, including floor tape, before applying a painted surface. A quick pass with a Contec Alpha is recommended to remove any debris and create an ideal texture for the paint to adhere to. Ideal for factories and warehouses.

CODE:	WORK WIDTH:	WEIGHT:	VOLTAGE:	CURRENT:	MOTOR RATING:	MOTOR RS:	DIMENSIONS:
601461	230mm	44kg	110V	19.1A	1.5kW	1380rpm	H: 900mm, W: 430mm, L: 950mm
601463	230mm	44kg	230V	13A	2.0kW	1290rpm	H: 1130mm, W: 430mm, L: 1130mm

CUTTER TYPE	PKD-V Segment	PKD-PR Segment	PKD-S Segment	CA2 Diamond	Cup Grinding Disk
IMAGE:					
CODE:	601465	601466	601467	601468	601498
Dirt/Debris Removal:			✓	✓	✓
Paint Removal:	✓		✓	✓	✓
Thermoplastic Removal:		✓			
Tape Removal:		✓			
Concrete Grinding:				✓	✓
Asphalt Grinding:		✓	✓		✓

PLEASE NOTE*

Contec Alpha 230mm Floor Grinder Head Bracket - 601464

Contec Alpha 230mm Floor Grinder Dust Ring - 601469

Contec Alpha 230mm Floor Grinder Bracket for Cup Discs - 601481




CONTEC MILLING MACHINE



FEATURES & TECHNICAL INFORMATION

- Fast and effective - quick surface preparation & removal of markings
- Dust free operation - integrated dust port
- Fine height adjustment by handwheel and quick lift lever
- Option of electric or petrol powered
- Option of edging drum - great for platform edges

CODE:	WORK WIDTH:	WEIGHT:	VOLTAGE:	CURRENT:	MOTOR RATING:	MOTOR RS:	DIMENSIONS:
601471	200mm	58kg	230V	12A	2.2kW	2640rpm	H: 900mm, W: 370mm, L: 1000mm

CUTTER TYPE	Carbide Flail	Carbide Millers	Steel Beam
IMAGE:			
CODE:	601473	601472	601554
Dirt/Debris Removal:	✓	✓	✓
Paint Removal:	✓		✓
Thermoplastic Removal:		✓	
Tape Removal:		✓	
Asphalt Grinding:		✓	

PLEASE NOTE*

These parts are useful as they widen the work width, allowing you to remove lines closer to walls etc. This is because the wheels are positioned outside of the working width.

601474 - Contec Milling Machine Edger Drum

601478 - Contec Milling Machine Edger Drum Casing (Kit)

LAZERVAC 330



FEATURES & TECHNICAL INFORMATION

OSHA-COMPLIANT FILTRATION

Removes silica dust, resulting in a safer environment.



AUTO-FILTER CLEANING

Dual paddles are operated by a separate motor to knock down debris from the filter while you work, preventing filter clogs.

TOOLLESS FILTER DESIGN

Quickly change the filter out while on the jobsite. Includes power cable. Comes with 1 x short around 5' vacuum hose & 1 x long around 30' vacuum hose.

CODE:	AIR POWER:	AIR FLOW:	ENGINE:	CAPACITY:	VACUUM PRESSURE:
601865	1,665 Air-Watts	375 CFM	3.0 HP	20 gal	100" Water

	GrindLazer DC87 G	GrindLazer RC813 G
IDEAL FOR:		
CODE:	601723	601724

PLEASE NOTE*

The LazerVac comes with 10m hose & attachments. Extra parts shown below.

601867 - LazerVac 330 Dust Bags - pack of 20

601868 - LazerVac 330 Filter

LAZERVAC 550



FEATURES & TECHNICAL INFORMATION

OSHA-COMPLIANT FILTRATION

Removes silica dust, resulting in a safer environment.

TOOLLESS FILTER DESIGN

Allows for quick filter change-out while on the job.

AUTO-FILTER CLEANING

Separate motor operates dual paddles, which knock down the debris from the filter while you work, preventing filter clogs.

LONGOPAC BAG SYSTEM

Continuous dust containment means less exposure to silica dust. Large capacity for more run time, less downtime.

CODE:	AIR POWER:	AIR FLOW:	ENGINE:	CAPACITY:	VACUUM PRESSURE:
601719	2,045 Air-Watts	300 CFM	0.4 HP	20 Metre long bag	150" Water

	GrindLazer DC89 G	GrindLazer DC1013 G	GrindLazer DC2021 G		Cyclone separator 32
IDEAL FOR:				ACCESSORY:	
CODE:	601785	601786/601787	601841		601720

PLEASE NOTE*

The LazerVac comes with 10m hose & attachments. Extra parts shown below.

601869 - LazerVac 550 Filter Bags - pack of 7

CONTEC CDM 3000



FEATURES & TECHNICAL INFORMATION

To be used with Meon's range of Contec preparation equipment. Leaves a dust-free site and floor ready for coating. Recommended for use with our range of floor preparation tools - shot blaster, floor grinders and milling machines.

- Large capacity
- Highly mobile and transportable
- Replacement filters available
- Three motors
- Different size hose connectors available

CODE:	CAPACITY:	WEIGHT:	VOLTAGE:	AIR FLOW:	MOTOR RATING:	FILTER:	DIMENSIONS:
601431	60 L	75kg	230V	540m ² /hour	3 x 1.15kW	3m ²	H: 1350mm, W: 650mm, L: 670mm

CODE:	ITEM NAME:	ITEM TYPE:
601482	Contec Dust Extraction Hose 50mm dia x 20m	Accessory
601483	Contec Dust Extraction Hose 70mm dia x 20m	Accessory
601484	Contec Dust Extraction Hose Reducer 70mm / 50mm	Accessory
601845	Contec Dust Extraction Hose 50mm dia x 10m	Accessory

MACHINE:	HOSE DIAMETER:	PAGE:
Contec Elephant	70mm	14
Contec Alpha	50mm	16
Contec Milling machine	50mm	18
Contec CDM 3000 230V	70mm	24

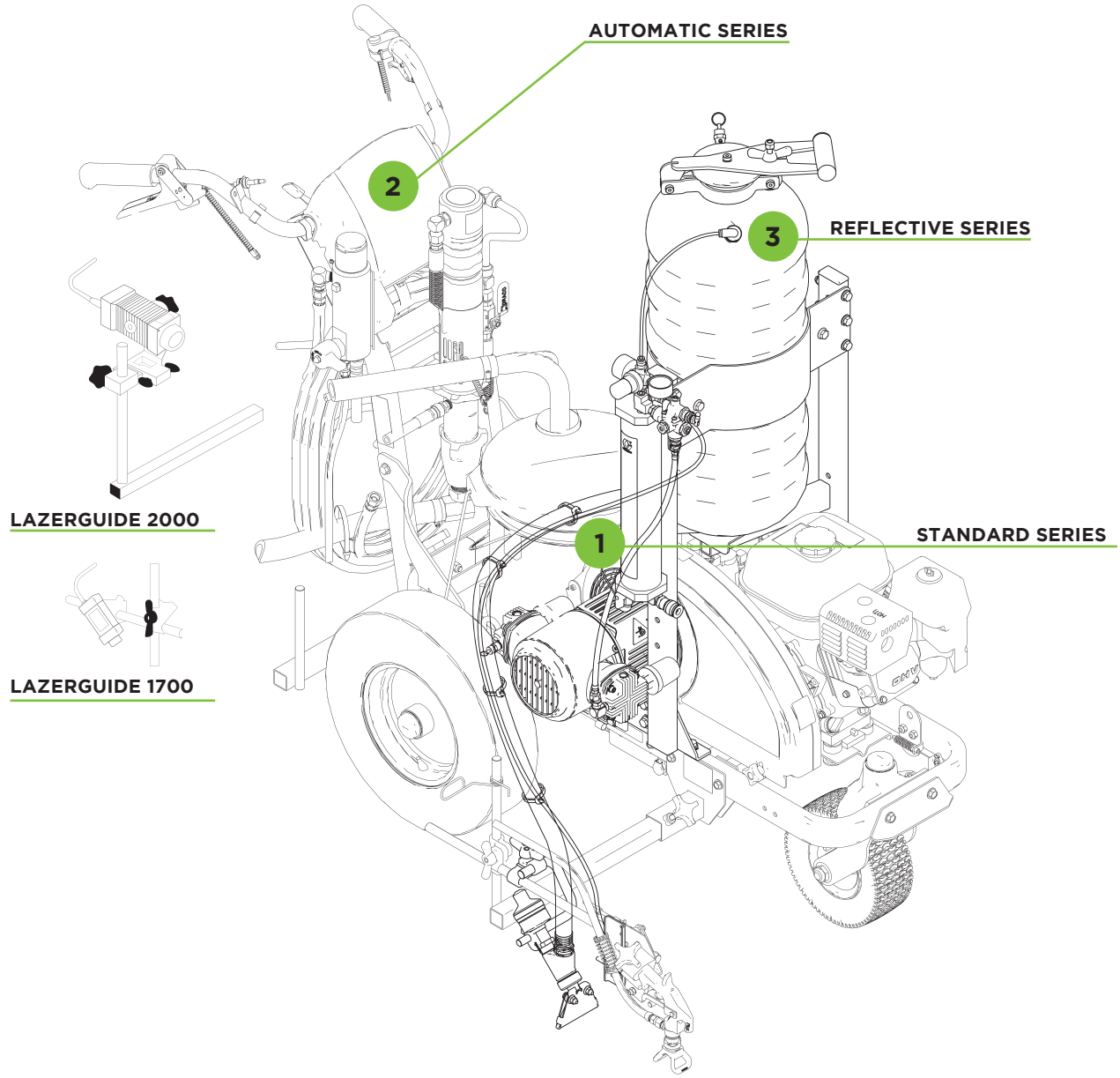
PRODUCT APPLICATION

Making line marking easy with Graco line marking machines. A line marking machine for most applications for a range of materials, creating crisp lines metre after metre.

The Graco LineLazer range of marking machines are designed to meet the current demands of the professional line marking contractors with constant innovation including skip line technology, job recording, lazer guidance, project set up to name just a few features.

You can find a machine that fits your exact needs - small irregular or constant daily use with either single pack paint systems or durable two pack, application inside or outside, pedestrian operated or self-propelled.

TYPICAL USE:	FUEL:	RECOMMENDED USE:	SERIES:	MACHINE:	Pp:
External/Internal - warehouse distribution, quiet applications	Electric	RouteLine, TrafficLine, ViaLine, VersaLine, SureStripe	Standard	LineLazer ES 1000	30
External/Internal - car parks, facilities, sports courts,	Electric	RouteLine, TrafficLine, ViaLine, VersaLine, SureStripe, MultiGrip	Standard/Auto	LineLazer ES 2000	32
External - car parks, facilities	Petrol/Piston	RouteLine, TrafficLine, ViaLine, VersaLine, SureStripe	Standard	LineLazer V 3400	34
External - car parks, facilities, sports courts	Petrol/Piston	RouteLine, TrafficLine, ViaLine, VersaLine, MultiGrip	Standard/Auto	LineLazer V 3900	36
External - most applications	Petrol/Piston	RouteLine, TrafficLine, ViaLine, VersaLine, MultiGrip	Standard/Auto	LineLazer V 5900	38
External - car parks, cycle paths, facilities, walkways	Petrol/Hydraulic	RouteLine, TrafficLine, ViaLine, VersaLine, MultiGrip	Standard	LineLazer V 130HS	40
External - most applications, including roads	Petrol/Hydraulic	TrafficLine, ViaLine, VersaLine, UltraStripe, MultiGrip	Standard/Auto/Reflective	LineLazer V 200HS	42
External - all applications, ride on unit	Petrol/Hydraulic/Self Propelled	TrafficLine, ViaLine, VersaLine	Auto/Reflective	LineLazer V 250SPS	44
External - airports, dual colour applications	Petrol/Hydraulic	TrafficLine, ViaLine, VersaLine	Standard/Auto/Reflective	LineLazer V 200DC	46
External - airports, dual colour applications, ride on unit	Petrol/Hydraulic/Self Propelled	RouteLine, TrafficLine, ViaLine, VersaLine	Auto/Reflective	LineLazer V 250DC	48
External - roads, large facilities	Petrol/Hydraulic	UltraStripe, Basler Bascolin	Reflective	LineLazer 200MMA 1:1	50
External - highway applications	Petrol/Hydraulic/Self Propelled	UltraStripe, Basler Bascolin	Reflective	LineLazer 250MMA 98:2	52
External	Petrol	DC 89G, DC 1013, DC 2021G,	-	LineDriver/HD	54
External/Internal	Electric	ES 2000, 200HS/DC, 200MMA		LineDriver ES	56



MACHINE SERIES EXPLAINED

1. STANDARD SERIES

Your jobs range from small to medium and you are using the machine for basic linemarking. You use single colour paint systems and only require standard guns.

- Option of battery powered machines
- AVRS - Advanced Vibration Reduction System
- EZ Align Front Wheel System
- EasyMark Gun Adjustment System
- LiveLook Display
- DualComfort Handle Bar System
- Second guns available
- Rear-gun Mount System
- Compatible with Graco LineDriver – optional

2. AUTOMATIC SERIES

Your jobs range from medium to large and require you to linemark new car parks, city streets, intersections and bike paths. You require a multi-gun, automatic system. Comes with the Standard edition features, plus...

- Quick Select Gun Selector (Manual, Automatic and Semi-Automatic)
- Auto-layout™
- Data logging with J-Log system
- Skip Line System

3. HP REFLECTIVE SERIES

Your jobs range from medium to large and require you to linemark airports, large roadway and city projects. You require a multi-gun, automatic system with pressurized bead system. Comes with the Standard & Automatic edition features, plus...

PRESSURIZED BEAD SYSTEM

- On-board compressor
- Pressurized bead tank
- Bead gun activates automatically with spray gun
- Bead gun with gun-delay ability
- Adjustable nozzle for bead dispensing width adjustment
- Interchangeable nozzles to allow for different size beads or grain

LINELAZER ES 1000



FEATURES & TECHNICAL INFORMATION

NO ENGINE NOISE, VIBRATION, OR FUMES

Complete any job at any time without production shutdown or disruptions. Reduce user fatigue while delivering perfect lines on all surfaces.

DEEP CYCLE 100AH AGM BATTERY

Maintenance free sealed battery design allows full shift per charge. Adding a second battery connected in parallel increases your capacity and reduces voltage drop allowing you to complete a full shift with 2 gun version.

240V CAPABILITY

Get infinite spray time when using for stationary applications by running on 240V wall power. Examples include spraying walls and ceilings, bollards and barriers.

SMARTCONTROL™ 2.5

Advanced pressure control system delivers consistent spray fan, resulting in unmatched line quality.

FASTFLUSH™

FastFlush high flow cleaning system runs faster and dramatically reduces cleaning time. First time on a walk-behind striper!



EXCLUSIVE LINELAZER CART

Industry's best balanced chassis for all day striping comfort.

WIDE RANGE OF MATERIALS

Can be used with solvent and waterbased paints.

STANDARD SERIES	MAX TIP SIZE:	MAX FLOW:	WEIGHT:	FULL CHARGE:	BATTERY:
1 BATTERY: 601406	0.025"	2.3 L/MIN	154kg	3 hrs 80% 5 hrs 100%	12V, 100Ah, AGM, Deep cycle
2 BATTERY: 601408	0.025"	2.3 L/MIN	204kg	6 hrs 80% 10 hrs 100%	12V, 100Ah, AGM, Deep cycle

ACCESSORIES	LazerGuide 1700	LazerGuide 2000
IMAGE:		
SERIES	Code:	Code:
Standard series:	601512	601395

PLEASE NOTE*

When working in low lite areas, the Graco LED work light is perfect for illuminating your surroundings.

601424 - Graco LineLazer 5 - LED work light

LINELAZER ES 2000



FEATURES & TECHNICAL INFORMATION

AUTOMATICALLY PAINT SKIP LINES

Reduce operator fatigue - push button line production.
Quality solenoid-driven system.

ELIMINATE LINE LENGTH GUESSWORK

Marker gun mode - perfect for car park layout work.

VALUABLE JOB INFORMATION

Proof of job can lead to more linemarking opportunities.
USB download capability allows you to capture and save all job data.

REAL-TIME JOB PERFORMANCE DATA

Tracks all aspects of your job.




CONSISTENT SPRAY FAN

SmartControl 3.0 - eliminates pressure fluctuation for unmatched line quality.

NO ENGINE NOISE, VIBRATION, OR FUMES

Complete any job at any time without production shutdown or disruptions. Reduce user fatigue while delivering perfect lines on all surfaces.

STANDARD SERIES	MAX TIP SIZE:	MAX FLOW:	WEIGHT:	FULL CHARGE:	BATTERY:
1 PAINT GUN: 601707	0.033"	4.2 L/MIN	218kg	3 hrs 80% 5 hrs 100%	12V, 100Ah, AGM, Deep cycle
2 PAINT GUN: 601708	0.033"	4.2 L/MIN	218kg	3 hrs 80% 5 hrs 100%	12V, 100Ah, AGM, Deep cycle
HP AUTOMATIC SERIES					
1 AUTO GUN: 601709	0.033"	4.2 L/MIN	218kg	3 hrs 80% 5 hrs 100%	12V, 100Ah, AGM, Deep cycle
1 AUTO + 1 MECH GUN: 601710	0.033"	4.2 L/MIN	218kg	3 hrs 80% 5 hrs 100%	12V, 100Ah, AGM, Deep cycle
2 AUTO GUNS: 601711	0.033"	4.2 L/MIN	218kg	3 hrs 80% 5 hrs 100%	12V, 100Ah, AGM, Deep cycle

ACCESSORIES	LazerGuide 1700	LazerGuide 2000	LineDriver ES
IMAGE:			
SERIES	Code:	Code:	Code:
Standard series:	601512	601395	600764

PLEASE NOTE*

If glass beads need to be applied a bead tank can be attached.

601440 - Gravity bead tank dispenser

LINELAZER V 3400



FEATURES & TECHNICAL INFORMATION

HANDLE BAR DESIGN:

High-comfort design for greater control and less operator fatigue. Contoured grips comfortably fit your hands.

LIGHTWEIGHT GUN HOLDER:

Minimise gun movement caused by rough pavement conditions. Durable, extruded aluminum design. Spring-assisted cable return for positive gun shut-off.

EASY REACH CONTROLS:

Operator controls are located on the handle bars. You can fine tune the linemarking without stopping.

CHROMEX PUMP ROD:

Long life rod treatment for the most demanding materials. Four times harder than ordinary chrome.

FRONT SWIVEL WHEEL:

Provides easier 'up to the curb' marking and hard-to-do curves. Tapered locking pin design for years of dependable operation.

ELECTRONIC PRESSURE CONTROL:

Accurate, tight tolerance system provides excellent line quality.

STANDARD SERIES	MAX TIP SIZE:	MAX FLOW:	ENGINE:	WEIGHT:	DIMENSIONS:
1 GUN: 601244	0.027"	2.8 L/MIN	3.7 HP	68kg	H: 1030mm, W: 810mm, L: 1560mm

PLEASE NOTE*

This machine is designed for occasional use.

LINELAZER V 3900



FEATURES & TECHNICAL INFORMATION

STANDARD SERIES FEATURES PLUS:

LIVELOOK™ DISPLAY WITH SMARTCONTROL™

Tracks all aspects of your job. Real-time information.

DUALCOMFORT™ HANDLE BAR SYSTEM

Fits all users – easy to adjust. Solid 4-bolt design.

EZ ALIGN FRONT WHEEL SYSTEM

Keeps unit tracking straight. Intuitive design.

EASYMARK GUN ADJUSTMENT SYSTEM

Simple guide mark system. Easy gun on/off, front/back. Perfect gun set up – every time.

AUTOMATIC, SEMI-AUTOMATIC GUNS

Push button control for accurate stripes every time.

AUTO-LAYOUT™ II

Easy to use – cuts layout time in half. Works directly from the gun, just turn your tip 180°.



DATA LOGGING WITH J-LOG SYSTEM

On-board job information for “proof” of completion.

ON-BOARD POWER

12V battery for all your accessory items.

STANDARD SERIES	MAX TIP SIZE:	MAX FLOW:	ENGINE:	WEIGHT:
1 PAINT GUN: 601247	0.035"	4.7 L/MIN	3.7 HP	113kg
2 PAINT GUN: 601248	0.025"	4.7 L/MIN	3.7 HP	113kg
HP AUTOMATIC SERIES				
1 AUTO PAINT GUN: 601231	0.035"	4.7 L/MIN	3.7 HP	109kg
1 AUTO + 1 MECH PAINT GUN: 601232	0.025"	4.7 L/MIN	3.7 HP	109kg
2 AUTO PAINT GUNS: 601233	0.025"	4.7 L/MIN	3.7 HP	109kg

ACCESSORIES	LazerGuide 1700	LazerGuide 2000
IMAGE:		
SERIES	Code:	Code:
Standard series:	601524	601394
Auto series:	601511	601393

LINELAZER V 5900



FEATURES & TECHNICAL INFORMATION

STANDARD SERIES FEATURES PLUS:

LIVELOOK™ DISPLAY WITH SMARTCONTROL™

Tracks all aspects of your job. Real-time information.

DUALCOMFORT™ HANDLE BAR SYSTEM

Fits all users – easy to adjust. Solid 4-bolt design.

EZ ALIGN FRONT WHEEL SYSTEM

Keeps unit tracking straight. Intuitive design.

EASYMARK GUN ADJUSTMENT SYSTEM

Simple guide mark system. Easy gun on/off, front/back.

Perfect gun set up – every time.

AUTOMATIC, SEMI-AUTOMATIC GUNS

Push button control for accurate stripes every time.

AUTO-LAYOUT™ II

Easy to use – cuts layout time in half. Works directly from the gun, just turn your tip 180°.

DATA LOGGING WITH J-LOG SYSTEM

On-board job information for “proof” of completion.

ON-BOARD POWER

12V battery for all your accessory items.

STANDARD SERIES	MAX TIP SIZE:	MAX FLOW:	ENGINE:	WEIGHT:
1 PAINT GUN: 601249	0.043”	6.0 L/MIN	5 HP	113kg
2 PAINT GUN: 601250	0.029”	6.0 L/MIN	5 HP	113kg
HP AUTOMATIC SERIES				
1 AUTO PAINT GUN: 601234	0.043”	6.0 L/MIN	5 HP	121kg
1 AUTO + 1 MECH PAINT GUN: 601235	0.029”	6.0 L/MIN	5 HP	121kg
2 AUTO PAINT GUNS: 601236	0.029”	6.0 L/MIN	5 HP	121kg

ACCESSORIES	LazerGuide 1700	LazerGuide 2000
IMAGE:		
SERIES	Code:	Code:
Standard series:	601524	601394
Auto series:	601511	601393

LINELAZER V 130HS



FEATURES & TECHNICAL INFORMATION

STORAGE COMPARTMENT

New storage area for tips, guards and miscellaneous items.

EZ ALIGN FRONT WHEEL SYSTEM

Keeps unit tracking straight. Intuitive design.

DUALCOMFORT™ HANDLE BAR SYSTEM

Fits all users – easy to adjust. Solid 4-bolt design.

EXCLUSIVE EASY OUT FILTER SYSTEM

50 mesh filter for no plug performance. Inside out filtering.

QUICKSELECT GUN SELECTOR

Chrome gun lever for ease of use of a 2-gun unit.



EASYMARK GUN ADJUSTMENT SYSTEM

Simple guide mark system. Easy gun on/off, front/back. Perfect gun set up – every time.

REAR GUN MOUNT SYSTEM

Place the guns near the rear axle for straighter long lines and smoother curved lines.

STANDARD SERIES	MAX TIP SIZE:	MAX FLOW:	ENGINE:	WEIGHT:
1 PAINT GUN: 601245	0.037"	4.9 L/MIN	3.7 HP	119kg
2 PAINT GUN: 601246	0.029"	4.9 L/MIN	3.7 HP	119kg

ACCESSORIES	LazerGuide 1700	LazerGuide 2000
IMAGE:		
SERIES	Code:	Code:
Standard series:	601517	601397

LINELAZER V 200HS



FEATURES & TECHNICAL INFORMATION

INCLUDES ALL STANDARD SERIES FEATURES, PLUS AUTOMATIC, SEMI-AUTOMATIC GUNS:

Push button control for accurate stripes every time.

AUTO-LAYOUT™ II:

Easy to use – cuts layout time in half. Works directly from the gun, just turn your tip 180°.


DATA LOGGING WITH J-LOG SYSTEM:

On-board job information for “proof” of completion.

ON-BOARD POWER:

12V battery for all your accessory items.

STANDARD SERIES	MAX TIP SIZE:	MAX FLOW:	ENGINE:	WEIGHT:
1 PAINT GUN: 601251	0.047”	8.14 L/MIN	6.2 HP	139kg
2 PAINT GUN: 601252	0.033”	8.14 L/MIN	6.2 HP	139kg
HP AUTOMATIC SERIES				
1 AUTO PAINT GUN: 601237	0.047”	8.14 L/MIN	6.2 HP	146kg
1 AUTO + 1 MECH PAINT GUN: 601238	0.033”	8.14 L/MIN	6.2 HP	146kg
2 AUTO PAINT GUNS: 601239	0.033”	8.14 L/MIN	6.2 HP	146kg
REFLECTIVE SERIES				
PBS 1 MECH PAINT GUN: 601253	0.047”	8.14 L/MIN	6.2 HP	189kg
PBS 1 AUTO PAINT GUN: 601254	0.047”	8.14 L/MIN	6.2 HP	189kg
PBS 2 AUTO PAINT GUNS: 601255	0.033”	8.14 L/MIN	6.2 HP	189kg

ACCESSORIES	LazerGuide 1700	LazerGuide 2000	LineDriver ES
IMAGE:			
SERIES	Code:	Code:	Code:
Standard series:	601524	601394	600764
Auto & Reflective series:	601511	601393	

LINELAZER V 250SPS



FEATURES & TECHNICAL INFORMATION

AUTOMATIC GUN CONTROL SYSTEM

Manual or automatic paint guns with the push of a button.

EXCLUSIVE STAND-ON PLATFORM

Integrated platform provides an ergonomic place for standing, great view and all-day comfort.

EASYMARK GUN ADJUSTMENT SYSTEM

Simple guide mark system. Easy gun on/off, front/back. Perfect gun set up – every time.



SELF-CENTERING FRONT WHEEL

Eliminates one user interface for simpler operation.
Foam filled for stability.

25-GALLON PAINT HOPPER

Less refilling which extends linemarking time with large capacity hopper.

HP AUTOMATIC SERIES	MAX TIP SIZE:	MAX FLOW:	ENGINE:	WEIGHT:
1 AUTO + 1 MECH PAINT GUN: 601240	0.055"	9.5 L/MIN	12 HP	302kg
2 AUTO PAINT GUNS: 601241	0.039"	9.5 L/MIN	12 HP	302kg
REFLECTIVE SERIES				
PBS 1 AUTO PAINT GUN: 601256	0.039"	9.5 L/MIN	12 HP	352kg
PBS 2 AUTO PAINT GUNS: 601257/58	0.039"	9.5 L/MIN	12 HP	352kg

ACCESSORIES	LazerGuide 1700	LazerGuide 2000
IMAGE:		
SERIES	Code:	Code:
Auto & Reflective series:	601513	601396

PLEASE NOTE*

For regulations and safety during night applications, you should add the work light and beacon.

601300 - Work light upgrade package for 250 - Single light

601298 - Flashing beacon upgrade package for Graco 250DC

LINELAZER V 200 - DUAL COLOUR



FEATURES & TECHNICAL INFORMATION

STABILITY FOR STRAIGHTER LINES

The industry best-balanced chassis. Compatible with LineDriver.

EASY GUN ADJUSTMENTS

EasyMark gun adjustment system provides perfect gun setup every time. Two gun capability with QuikSelect gun selector.

EASY HANDLEBAR ADJUSTMENT

DualComfort handlebar system is easy to adjust to fit all users.

DUAL COLOUR CAPABLE

Two units in one offer a large and flexible capacity. No need for constant colour changeover. No need for separate colour machines.

LESS REFILLING

Large, dual 45 litre hoppers.

UNINTERRUPTED PERFORMANCE

Dual hydraulic motors with proven no-stall design.



REAL-TIME JOB PERFORMANCE DATA

LiveLook display with SmartControl which tracks all aspects of your job.

PRESSURISED BEAD SYSTEM

Pressurised bead application delivers high quality reflective markings.

STANDARD SERIES	MAX TIP SIZE:	MAX FLOW:	ENGINE:	WEIGHT:	DIMENSIONS:
DUAL GUN: 601778	0.047"	9.7 L/MIN	6.5 HP	243kg	H: 1300mm, W: 900mm, L: 1900mm
HP AUTOMATIC SERIES					
DUAL AUTO GUN: 601779	0.047"	9.5 L/MIN	6.5 HP	253kg	H: 1300mm, W: 900mm, L: 1900mm
REFLECTIVE SERIES					
DUAL AUTO GUN: 601780	0.047"	9.5 L/MIN	6.5 HP	301kg	H: 1300mm, W: 900mm, L: 1900mm

ACCESSORIES	LazerGuide 1700	LazerGuide 2000	LineDriver ES
IMAGE:			
SERIES	Code:	Code:	Code:
Standard series:	601524	601394	600764
Auto & Reflective series:	601511	601393	

LINELAZER V 250 - DUAL COLOUR



FEATURES & TECHNICAL INFORMATION

DUAL GRACO HYDRAULIC MOTORS

Exclusive no-stall motors provide uninterrupted performance.

DUAL ENDURANCE PISTON PUMPS

Pumps provide precise flow for a wide range of linemarking materials.



SELF-CENTERING FRONT WHEEL

Eliminates one user interface for simpler operation. Foam filled for stability.

EASYMARK GUN ADJUSTMENT SYSTEM

Simple guide mark system. Easy gun on/off, front/back. Perfect gun set up – every time.

HP AUTOMATIC SERIES	MAX TIP SIZE:	MAX FLOW:	ENGINE:	WEIGHT:
2 AUTO PAINT GUNS: 601242	0.039"	9.5 L/MIN	12 HP	341kg
3 AUTO PAINT GUNS: 601243	0.033"	9.5 L/MIN	12 HP	341kg
REFLECTIVE SERIES				
PBS 2 AUTO PAINT GUNS: 601259	0.039"	9.5 L/MIN	12 HP	392kg
PBS 3 AUTO PAINT GUNS: 601260	0.033"	9.5 L/MIN	12 HP	392kg

ACCESSORIES	LazerGuide 1700	LazerGuide 2000
IMAGE:		
SERIES	Code:	Code:
Auto & Reflective series:	601513	601396

PLEASE NOTE*

For regulations and safety during night applications, you should add the work light and beacon. Furthermore, a pressurised Bead system can be fitted.

601300 - Work light upgrade package for 250 - Single light

601298 - Flashing beacon upgrade package for Graco 250DC

LINELAZER 200MMA 1:1



FEATURES & TECHNICAL INFORMATION

FUSION AIR-PURGE GUN

Mixes materials “at the gun”. Instant air purge after every spray clears all material in the mixing chamber and eliminates buildup of material at the tip. Quick-release fluid housing lets you easily change the mixing chamber without tools. Use RAC 5 switch tips for easy clearing of a tip clog.

AUTOMATIC SKIP LINE AND LAYOUT SYSTEM

Automatic set up for skip lines and car park layouts to increase productivity.

LIVELOOK DISPLAY WITH SMARTCONTROL

Real-time job performance data. Track all aspects of your job. USB download for proof-of-job performance.

AUTOMATIC GUN

Reduce operator fatigue with push button control. Eliminate tape measures and pre-marking with chalk. Consistent spray fan. Eliminates pressure fluctuation for unmatched line quality.




LOW OPERATING COST

No need for expensive solvents. No solvent pumps or tanks to maintain. Eliminates solvent disposal concerns.

PRECISE MMA 1:1 RATIOS

Innovative flow divider guarantees 50% material flow of each component. Built-in bypass valve for independent pump operation.

REFLECTIVE SERIES	MAX TIP SIZE:	MAX FLOW:	ENGINE:	WEIGHT:	DIMENSIONS:
1 GUN: 601726	0.047”	8.14 L/MIN	6.2 HP	299kg	H: 1600mm, W: 1200mm, L: 2000mm
DUAL GUNS: 601728	0.047”	8.14 L/MIN	6.2 HP	299kg	H: 1600mm, W: 1200mm, L: 2000mm

ACCESSORIES	LazerGuide 1700	LazerGuide 2000	LineDriver ES
IMAGE:			
SERIES	Code:	Code:	Code:
Standard series:	601524	601394	600764
Auto & Reflective series:	601511	601393	


FUSION GUN KITS:

601828 - Graco Fusion Air Purge MMA 1:1 Replacement Gun

601829 - Graco Fusion Air Purge MMA 1:1 2nd Gun Kit

601830 - Graco Fusion Gun Repair & Cleanout Kit

LINELAZER V 250MMA 98:2



FEATURES & TECHNICAL INFORMATION

AUTOMATIC GUN CONTROL SYSTEM

Manual or automatic paint guns with the push of a button

EXCLUSIVE STAND-ON PLATFORM

Integrated platform provides an ergonomic place for standing, great view and all-day comfort

EXCLUSIVE 98:2 MIXING SYSTEM

On-board storage tanks for MMA, BPO and solvent. Exclusive hard-connect MMA and BPO pump design. Mix-manifold. Integrated mix hose for consistency in material mixing. Ratio assurance system.

SELF-CENTRING FRONT WHEEL

Eliminates one user interface for simpler operation. Foam filled for stability



EASYMARK GUN ADJUSTMENT SYSTEM

Simple guide mark system. Easy gun on/off, front/back. Perfect gun set up – every time

PRESSURIZED BEAD SYSTEM

Installed and ready to go

REFLECTIVE SERIES	MAX TIP SIZE:	MAX FLOW:	ENGINE:	WEIGHT:	MAX PRESSURE:
PBS 1 AUTO PAINT GUN: 601531	0.055"	9.5 L/MIN	12 HP	405kg	3000 PSI

ACCESSORIES	LazerGuide 1700	LazerGuide 2000
IMAGE:		
SERIES	Code:	Code:
Reflective series:	601513	601396

PLEASE NOTE*

For regulations and safety during night applications, you should add the work light and beacon.

601300 - Work light upgrade package for 250 - Single light

601298 - Flashing beacon upgrade package for Graco 250DC

LINEDRIVERS



FEATURES & TECHNICAL INFORMATION

PATENTED DUAL FOOT PEDAL SYSTEM:

Change direction instantly for consistent lines. Move between jobs without having to push.

INCREASE PRODUCTIVITY:

Forward speeds to 10 mph (16 km/h), reverse speeds to 6 mph (10 km/h).

PRECISE:

LineDriver helps you produce a more consistent line thickness (film build) for more precise and longer-lasting lines.

ADVANCED VIBRATION REDUCTION SYSTEM:

Eliminates engine vibration while keeping line quality the best in the industry.

FLEXBEAM BREAK-A-WAY LIGHT SYSTEM:

Fully adjustable for all types of low light applications. Design helps protect against damage and costly repairs.

EXCLUSIVE PROSTART™ ENGINE STARTING SYSTEM:

Up to 50% less pulling effort to start the engine - no more broken recoils.

HONDA ENGINE:

Compact, lightweight and powerful - Honda engines are reliable, technologically advanced and easy to start.

MACHINE:	PSI:	ENGINE:	ENGINE SIZE:	WEIGHT:	DIMENSIONS:
LINEDRIVER: 600720	2700	Honda GX160	4.8 HP	120kg	H: 1040mm, W: 740mm, L: 1470mm
LINEDRIVER HD: 600753	2700	Honda GX200	6.5 HP	125kg	H: 1040mm, W: 740mm, L: 1470mm

ACCESSORIES	Ball Hitch Kit	Battery Upgrade Kit	Rear Wheel
IMAGE:			
CODE:	601005	601508	600866

PLEASE NOTE*

For regulations and safety during night applications, you should add the work light and beacon.

601300 - Work light upgrade package - Single light

601298 - Flashing beacon upgrade package

LINEDRIVER - ELECTRIC SYSTEM



FEATURES & TECHNICAL INFORMATION

CRUISE CONTROL

Take strain away from operator.

HIGH-SPEED PRODUCTION EFFICIENCY

10 mph maximum speed. 9-12 hours of run time.

CONSISTENT LINES EVERY TIME

ExactMil speed control allows for the speed to be set to guarantee perfect lines every time.

ON-HAND STORAGE

Back rack storage shelf provides convenient storage for on-the-job supplies.

QUICK-VIEW POWER LEVEL

Battery monitor system displays battery level for easy recall and alerts user when battery is low and requires a recharge.

SUPERIOR CONTROL AND EXTENDED RUN-TIME

SmartDrive technology with advanced eco-mode allows for up to 12 full hours of run time and precise control at low speeds. Performance and feel of a gas-powered LineDriver. Regenerative braking recharges batteries to extend run-time.

SIMPLE, PLUG-IN CHARGING

Two charging ports and longer battery life with extended battery-tender feature.

EASY ACCESSORY CHARGING

Dual LED light outputs. Two charging points.

QUIET, ALL-DAY RELIABLE POWER

Four, 6V sealed lead-acid 225 Ahr AGM batteries.

MACHINE:	ENGINE:	WEIGHT:	DIMENSIONS:
LINEDRIVER ES: 600764	4x 6V sealed lead-acid 225 Ahr AGM	281kg	H: 1232mm, W: 744mm, L: 1478mm
ACCESSORIES	Ball Hitch Kit	Battery Upgrade Kit	Rear Wheel
IMAGE:			
CODE:	601005	601508	600866

PLEASE NOTE*

For regulations and safety during night applications, you should add the work light and beacon.

601300 - Work light upgrade package - Single light

601298 - Flashing beacon upgrade package

ACCESSORIES & PARTS

Alongside the machines there are many extra accessories that can be added to enhance your machine to assist the application. Backing your machine up, we stock a wide range of wearing parts to ensure your machine is always ready.

This section explains what every line marking needs to know about Spray tips, LazerGuides and the automatic layout system, these are great at improving user experience and productivity.




MEON
DELIVERING GREAT SURFACES



SPRAY GUN TIPS

The first digit describes the angle, i.e. 6 = 60°.

Multiply first digit by 5 to get the actual fan width when spraying 30 cm away from the wall, i.e. $6 \times 5 = 30$ cm.



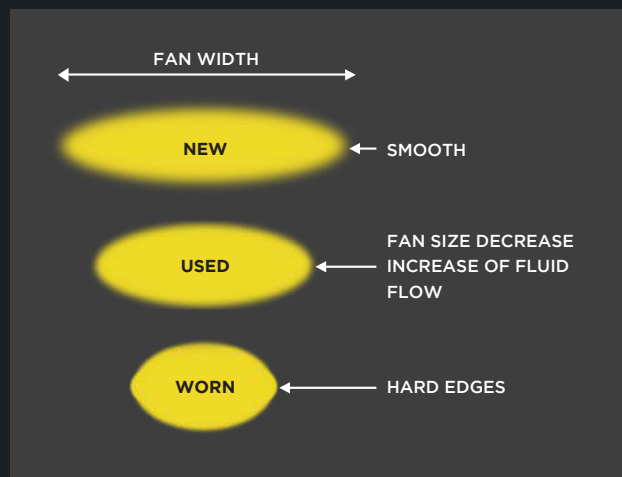
The 2nd and 3rd digits describe the orifice size, i.e. 21 = 0.021".

PROBLEM:	TIP:	FAN ANGLE/WIDTH:	SOLUTIONS:	FAN ANGLE/WIDTH:
Too much paint?	0.017" = 1.17 lpm	50° 25cm	1. Reduce orifice size 0.013" = 0.7 lpm	50° 25cm
			2. Increase fan angle	70° 35cm
Not enough paint?	0.017" = 1.17 lpm	50° 25cm	1. Increase orifice size 0.021" = 1.8 lpm	50° 25cm
			2. Reduce fan angle	30° 15cm



TIP WEAR

The two main causes for tip wear is working pressure of the gun and fluid being used. It is **IMPORTANT** to never exceed max pressure (PSI). The type of material you spray is also key, so make sure you are using the correct tips we offer. Using a worn tip increases labour and cost, which in the long run is much more expensive than just ordering a new replacement.

- Fan width decreases = More passes necessary = More labour
- Orifice size increases = More paint comes out = More material cost



SPRAY GUN TIP COLOURS

IMAGE:	TIP NAME:	DESCRIPTION:	TIP GUARD:	GUARD CODE:
	Graco LL5	Solvent and water-based paints, for line marking only.		600929

Paint sprays at a 2:1:2 ratio meaning most paint sprays to the edges when applying the line. The finished effect should leave a slight softness to the edges. If you wish to have no softness you should apply tape before spraying for clean edge.






IMAGE:	TIP NAME:	DESCRIPTION:	TIP GUARD:	GUARD CODE:
	XHD Series	Specialised for heavy duty high pressure jobs and thick paints such as MMA.		601142

Paint sprays at a 2 ratio meaning that the thicker paint is sprayed equally throughout, leaving a solid line. The finished effect should leave a clean edge, perfect for runways etc.







IMAGE:	TIP NAME:	DESCRIPTION:	TIP GUARD:	GUARD CODE:
	Contractor Series	Large surface areas and stencils.		600928

Paint sprays at a 1:2:1 ratio meaning that the thicker paint is sprayed in the centre and over a large surface. To get a constant paint finish of a 2, you overlay on the edges as shown below. We recommend taping area before spraying.



LAZERGUIDES 1700

The LazerGuide 1700 is a laser reference guide giving you precision accuracy when starting and stopping your markings. This laser kit can be retro fitted to any Graco Linelazer. Call today to find out the specific kit to fit your machine.



- Accurate – Follow pre-marked lines perfectly
- Start/stop reference point – See exactly where the spray is going to start and stop
- High visibility – bright green dot can be seen even in light outside conditions



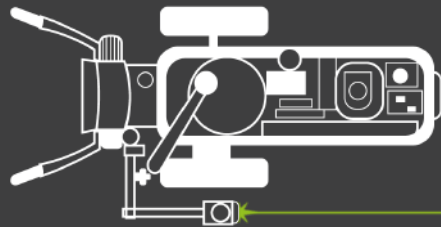
LazerGuide 1700 Lazer dot

LAZERGUIDES 2000

The LazerGuide 2000 produces a laser reference line that, when paired with the Graco Autolayout II system, eliminates the need for premarking and a second person. LazerGuide 2000 can be retro fitted to any Linelazer. **Call today for specific models and codes.**



- Higher productivity - No more wasting time laying out parking lots with strings, measures and chalk
- Less labour - Stripe parking lots with just one person
- Less fatigue - No more kneeling down to place and move string lines or measuring tapes
- Simple operation - Just line it up with the target box and go
- Accurate - Once lined up, you are assured straight lines every time, even in windy conditions



LazerGuide 2000

Lazer line



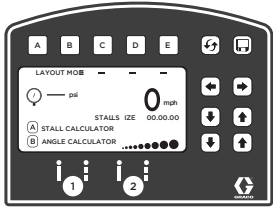
LazerGuide
Target Box

AUTOLAYOUT II SYSTEM

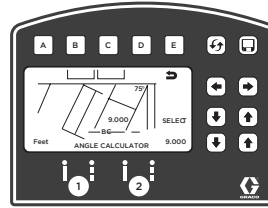
FINISH JOBS FASTER WITH LESS HASSLE, LESS FATIGUE

- Up to 30% faster with walk behind strippers
- Up to 50% faster when using the LineDriver attachment
- No bending to mark the lines
- Eliminates the strain to read the tape measure
- Takes the hassle out of calculating distances and bay sizes
- Simple to use every time

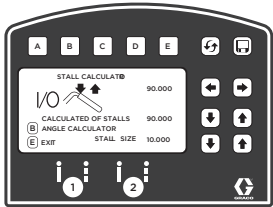
SCREEN OVERVIEW



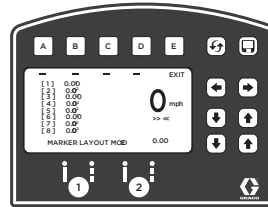
LAYOUT MODE:
Use the Layout Mode screen for your Premark or Layout requirements.



ANGLE CALCULATOR:
Advance in car park space and calculate the offset for angled parking spaces, helping you to lay out any car park design.



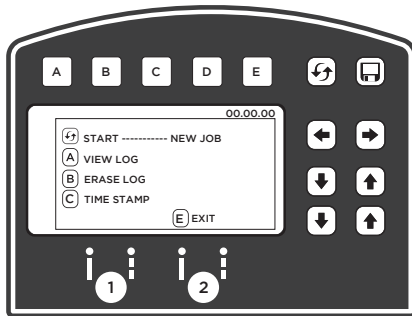
BAY CALCULATOR
Preset your unit to lay out car park. Calculate the number of spaces or the space size.



MARKER LAYOUT MODE:
Predefine marker layouts that do not have consistent distances in between.

J-LOG SYSTEM: JOBSITE DATA LOGGING

Track your jobsite data with your unit. Let the unit save data every hour or manually select the moment you need to save data.



JOB	DATE	TIME	FEET	-----				
0001	00.00.00	10.00	30800	12 21	0.0	0.0	1.1	
0001	00.00.00	20.00	10000	14 4.7	0.0	0.0	2.7	
0001	00.00.00	30.00	40800	15 5.0	0.0	0.0	4.5	
0001	00.00.00	40.00	0	0 15 5.0	0.0	0.0	4.0	
0001	00.00.00	50.00	110000	14 4.8	0.0	0.0	4.9	
0001	00.00.00	60.00	10000	14 4.3	0.0	0.0	0.3	
0001	00.00.00	70.00	70000	15 5.3	0.0	0.0	2.8	
0001	00.00.00	80.00	120000	12 24	0.0	0.0	5.1	

SUB MENU SCREENS

3900 5900 200HS
(A) TIME & DATE
(B) UNITS
(C) CONTRAST ADJUSTMENT
(D) GUN ADJUSTMENT
(E) EXIT

SET YOUR UNIT TO YOUR NEEDS:
 TIME, PRESSURE, VOLUME,
 CONTRAST, GUNS.

(A) LOW SPEED SHUT OFF SETUP
(B) SKIP START **(PAINT)** SPACE

(E) EXIT

CONTROL YOUR AUTO-GUNS WITH
 EVEN MORE ADVANCED GUN
 SETTINGS:
 - Shut off your guns at low speeds
 - Start your skip lines with paint or space

INFORMATION
 ENGINE HRS 0.3
 LIFE MILES 0.0
 LIFE 1 GAL 0.0 **(A) DIAGNOSTICS**
 SREV 1 0.00.044 **(B) ERRORS**
 SREV 2 0.01.035 **(E) EXIT**
 MODEL # #####
 SERIAL # 0
 DATE CODE ####

CONTROL IN DEPTH INFORMATION
 OF YOUR UNIT AND CHECK
 SOFTWARE REVISION AND ERROR
 CODES.

WORLD SYMBOLS FOR LINELAZER V LIVELOOK DISPLAY

LineLazer V LiveLook Display is equipped with a World Symbols feature which can be used in any language.

STRIPING MODE	MEASURE MODE	LAYOUT MODE	SETTINGS/DATA	DATA LOGGING
<p>(M)(S)(A) MANUAL OR AUTOMATIC MODE</p> <p> PRESSURE</p> <p> GALLONS/LITERS</p> <p> LINE THICKNESS</p> <p> PAINT LENGTH</p> <p> SPACE LENGTH</p> <p> LINE WIDTH</p> <p> EXIT</p> <p> YELLOW</p> <p> WHITE</p> <p> BLACK</p> <p> BLUE</p> <p> GREEN</p> <p> RED</p> <p> BATTERY LOW</p> <p> BATTERY CHARGING</p>	<p> PRESS TO START/STOP</p> <p> HOLD TO SPRAY A DOT</p>	<p> STALL CALCULATOR</p> <p> ANGLE CALCULATOR</p> <p> STALL WIDTH</p> <p> DOT SIZE SELECTOR</p>	<p> CALIBRATE</p> <p> SETTINGS</p> <p> UNITS</p> <p> INFORMATION & LIFE DATA</p> <p> MARKER LAYOUT MODE</p> <p> GUN SETTINGS</p> <p> SPECIFIC GRAVITY</p> <p> ENGINE HOURS</p> <p> TOTAL DISTANCE</p> <p> TOTAL GALLONS</p> <p> SOFTWARE REV</p> <p> ERROR CODES</p> <p> CONTRAST</p> <p> DIAGNOSTICS</p> <p> TIME AND DATE</p> <p> LOW SPEED SHUTOFF</p>	<p> START RECORDING NEW JOB</p> <p> JOBS</p> <p> TIME STAMPS</p> <p> SCROLL</p> <p> DELETE</p> <p> DISTANCE PAINTED</p> <p> GALLONS OF LINE PAINTED</p> <p> GALLONS OF STENCIL PAINTED</p> <p> TIME AND DATE</p> <p> TOTAL GALLONS/LITERS</p>

SURFACE DRYING

Ensure your revenue stream is not held up, avoid any project setbacks, and improve product performance by using the latest drying equipment on the market.

Drying equipment for every application, from drying large areas for coatings through to crack cleaning and preparing. High quality equipment with unrivalled support and technical knowledge.

TYPICAL USE:	WIDTH:	USAGE:	FUEL:	DRYING SPEED:	MACHINE:	Pp:
Area drying, fast continuous drying, roads and large facilities	400mm - 1200mm	High	JetPower X700/ Diesel	3-6km/h	Zirocco M100	68
Linear drying, noise sensitive areas, crack drying	200mm	Medium	JetPower X700/ Diesel	2km/h	Zirocco M50	70
Small volume linear drying, portable	200mm	Low	JetPower X700/ Diesel	2.5km/h	Hammer Jet	72
Small volume linear and area drying	100mm	Low	Gas	1km/h	HeatForce Y910	74



ZIROCCO DRYER M100



FEATURES & TECHNICAL INFORMATION

EFFECTIVE DRYING

Clean dry air, many times more effective than damp air from gas bottles.

FAST & EFFICIENT

Drying and cleaning speed up to 3-6km/hrs, depending on road/weather conditions and nozzle width.

VERSATILE

Works in forward or reverse direction.

LINEDRIVERS ARE AN OPTIONAL ACCESSORY

TELEMATICS CONTROLLER

The Danfoss Telematics Controller allows for Meon to remotely monitor the Ziocco M100 in real time, resulting in essential preventative maintenance and shipment of parts before problems occur. Danfoss Telematics also feature machine tracking, geofencing and automatic report generation capabilities, saving time for the user who would typically be responsible for manually documenting a completed work route.

ZIROCCO DRYER M100	600482
MOTOR:	350 kW micro gas turbine
OUTPUT AIR:	100 cubic metres of airflow per minute
TEMPERATURE AT SURFACE:	Approx. 350-550 °C
TOTAL WEIGHT OF MACHINE:	Approx. 100kg
DIMENSIONS:	L: 1600mm, W: 500mm, H: 1100-1300mm
DRYING WIDTH:	Approx. 150mm, 300mm or 400mm
SMOKELESS FUEL:	JetPower X700
BATTERY:	12V 44Ah or higher sized battery
AIR FILTER:	ATT 5000 - 50 panel filters
FUEL FILTER:	FUEL FILTER: ATT Type filter 52-10

ACCESSORIES	ATT Turbine Oil	1200mm shroud	Crack Repair Stainless Steel Shroud
IMAGE:			
CODE:	600441	600464	600473

PLEASE NOTE*

JetPower X700 is what we recommend as fuel because it is odourless, smokeless and more environmentally friendly compared to diesel.

600533 - JetPower X700 Fuel 3.8 Litre Drum

600532 - JetPower X700 Fuel 25 Litre Drum

ZIROCCO DRYER M50



FEATURES & TECHNICAL INFORMATION

EFFECTIVE DRYING

Clean dry air, many times more effective than damp air from gas bottles.

FAST & EFFICIENT

Drying and cleaning speed up to 2km/hr, depending on road/ weather conditions and nozzle width.

VERSATILE

Works in forward or reverse direction.

LINEDRIVERS ARE AN OPTIONAL ACCESSORY

TELEMATICS CONTROLLER

The Danfoss Telematics Controller allows for Meon to remotely monitor the Zirocco M50 in real time, resulting in essential preventative maintenance and shipment of parts before problems occur. Danfoss Telematics also feature machine tracking, geofencing and automatic report generation capabilities, saving time for the user who would typically be responsible for manually documenting a completed work route.

ZIROCCO M50	600506
MOTOR:	A50 turbine
OUTPUT AIR:	50 cubic metres of airflow per minute
TEMPERATURE AT SURFACE:	Approx. 350-550 °C
TOTAL WEIGHT OF MACHINE:	Approx. 100kg
DIMENSIONS:	L: 1600mm, W: 500mm, H: 1100-1300mm
DRYING WIDTH:	Approx. 200mm
SMOKELESS FUEL:	JetPower X700
AIR FILTER:	ATT 5000 - 50 panel filters
FUEL FILTER:	ATT Type filter 52-10

ACCESSORIES	ATT Turbine Oil	Replacement Air-intake	Zirocco Air-filter
IMAGE:			
CODE:	600441	600477	600440

PLEASE NOTE*

JetPower X700 is what we recommend as fuel because it is odourless, smokeless and more environmentally friendly compared to diesel.

600533 - JetPower X700 Fuel 3.8 Litre Drum

600532 - JetPower X700 Fuel 25 Litre Drum

HAMMER JET



FEATURES & TECHNICAL INFORMATION

EFFECTIVE DRYING

Clean dry air, many times more effective than damp air from gas bottles.

FAST & EFFICIENT

The affordable and compact unit with the durable jet turbine A50H enables up to 200mm width surface drying and cleaning at speeds up to 2.5km/h.

LIGHTWEIGHT

Easy to transport around and less fatigue for the user.

NO NAKED FLAMES

The process utilizes forced hot air which is safer and works on sensitive surfaces.

COMES WITH OWN TRANSPORT BOX

HAMMER JET	600514
MOTOR:	A50H turbine
OUTPUT AIR:	50 cubic metres of airflow per minute
TEMPERATURE AT SURFACE:	Approx. 350-480 °C
WEIGHT WITH FUEL:	Approx. 19.5kg
DIMENSIONS:	H: 1370mm W: 370mm
DRYING WIDTH:	Approx. 50-200mm
SMOKELESS FUEL:	JetPower X700
AIR FILTER:	ATT 5000-50 panel filters
FUEL FILTER:	3.8 L
FUEL CONSUMPTION:	10-15 litres per hour
NOISE LEVEL AT FULL POWER:	108 dB
DISPLAY INDICATION:	Voltage level, nozzle temperature, airflow level, operation hours
HANDHELD OPERATION:	Removable wheels for handheld operation with shoulder harness

PLEASE NOTE*

JetPower X700 is what we recommend as fuel because it is odourless, smokeless and more environmentally friendly compared to diesel.

600533 - JetPower X700 Fuel 3.8 Litre Drum

600532 - JetPower X700 Fuel 25 Litre Drum

HEATFORCE Y910



FEATURES & TECHNICAL INFORMATION

CASTOR WHEELS

Castor wheels at the rear for increased maneuverability and metal wheels at the front to prevent damage from gun.

LANCE LIGHTER

Lance lighter with ignition switch under the handle for increased convenience.

CRANK HANDLE

Cranked handle with vibration dampers for extra comfort.

LANCE HOLDER

Lance holder positions gun in perfect position for line drying.

HEATFORCE Y910:	601412
DIMENSIONS:	H: 950mm, W: 550mm, L: 850mm
WEIGHT:	65kg
MAX OUTPUT:	10 cfm

TRAINING ACADEMY

Finding trained users in the market is getting harder, Meon have now opened a brand-new training academy for training up new staff or even refresher courses to ensure best practice is being used.

A wide selection of training modules for each machine and application, each can be tailored to your needs. With over 25 years of experience we love to share our knowledge and skillset to ensure your team is fully trained

Modules not only covering use of the machine but also important regular maintenance and handy tricks that leaves users in the knowledge, confident and ready to go.

MODULES:	APPROX:	OVERVIEW:	PAGE:
1. Graco LineLazer - Beginners:	4-6 hours		78
2. Graco LineLazer - Advanced:	2-4 hours	Only after 1 is completed, or level of competency achieved	79
3. Auto Series:	2 hours	With 1 or 2, or after 1	80
4. Reflective Series:	2 hours	With 1 or 2	81
5. LazerGuides:	1-2 hours	With 1 or 2	82
6. Graco LineDrivers:	0.5 hour	With 1 or 2	83
7. Zirocco Surface Dryers:	1-2 hours		84
8. Floor Preparation Equipment:	1-3 hours		85





GRACO LINELAZERS - BEGINNERS:



COURSE OVERVIEW:

This MEON accredited course will give you the knowledge and confidence to have the required skills to use our specialised LineLazer machines. This covers the required health and safety of each machine and a detailed overview of how to operate the machine. The course is designed to develop your technical knowledge, practical application and implementation of the products used alongside the machine. You will also have a chance to demonstrate your acquired knowledge and will be able to give a thorough explanation of how to clean and maintain the machine so it stays at top quality condition.

KEY LEARNING AREAS:

- Health & safety when using these machines
- Overview of how the machine works
- Explain what each of the controls does
- Demonstrate how spray tips are assembled and how to choose the correct tip for the project
- Prime the LineLazer ready to spray and set gun up
- Spray lines with the LineLazer
- Cleaning and maintenance of the LineLazer

4-6 hours





GRACO LINELAZERS - ADVANCED:



COURSE OVERVIEW:

This MEON accredited course follows on from the basic course, providing you with the additional training required when operating the Graco LineLazer 250 series, for applying MMA products. Delegates must have either completed the Basic LineLazer course or demonstrate the same level of competency before completing the Advanced section.

KEY LEARNING AREAS:

- Additional health and safety for the 250 series
- Operation of the self-propelled machines
- Demonstrate the use of XHD spray tips for MMA
- Spraying of MMA with different spray guns
- Ensuring correct cleaning fluids are used

2-4 hours





AUTO SERIES:



COURSE OVERVIEW:

This MEON accredited course will explain in fine detail the menu options of every Auto series system and how each aspect operates. You will gain the knowledge of how to set up each mode and how beneficial it is for the machine operator in not wasting time or energy. You will have the opportunity to demonstrate your knowledge and put your skills to the test. This course is included within any LineLazer module.

KEY LEARNING AREAS:

- Explain each of the menu options and how they operate
- Set up of each mode
- Demonstrate how Auto system leads to less operator fatigue
- Spray measured lines with Auto LineLazer

2 hours





REFLECTIVE SERIES:



COURSE OVERVIEW:

This MEON accredited course is perfect for understanding how to set up the Pressurised Bead System (PBS) and furthermore, ensuring that the correct rate of flow is being applied without wasting any of the product. You will also learn how to correct and adjust the bead gun, allowing for a precise, professional and clean application onto the surface. You will have the opportunity to demonstrate your knowledge by spraying lines with a reflective PBS machine.

KEY LEARNING AREAS:

- Explain the set up of an pressurised bead system (PBS) and how it works
- Ensure correct flow rate of product
- Adjust bead gun to correct location behind paint gun
- Spray lines with LineLazer and PBS

2 hours





LAZERGUIDES:



COURSE OVERVIEW:

This MEON accredited course will help you understand the differences between the LazerGuide 1700 and 2000 series, whilst also learning the health and safety required when using the equipment. An important part of this module is how the LazerGuide is set up for specific machines, as it is very technical process. This will allow for reduced labour time and precise linemarking. You will have the opportunity to demonstrate your knowledge and put your skills to the test.

KEY LEARNING AREAS:

- Health and safety of using lasers
- Explain the difference (if applicable) between the 1700 and 2000 and what they are each used for
- Demonstrate how they are each set up
- Spray lines with the LineLazer fitted with the LazerGuide

1-2 hours





GRACO LINEDRIVERS:



COURSE OVERVIEW:

This MEON accredited course is vital in speeding up your application time and reducing further fatigue on the machine operator. It is important to understand the health and safety implications when connecting this machine to others. You will learn to understand how the driving modes on the electrical system work, where the pressure switch is on the seat. You will have the opportunity to demonstrate your knowledge and skills.

KEY LEARNING AREAS:

- Can only be completed with either an LineLazer or Zirocco fitted with LineDriver hitch
- Health and safety of using LineDrivers – the need for practise
- Driving modes on ES model – show pressure switch on seat
- Spray lines with LineDriver – emphasise how these are set up for maximum productivity

0.5 hours





ZIROCCO SURFACE DRYERS:



COURSE OVERVIEW:

This MEON accredited course will explain how to operate and look after the Zirocco machines. It is imperative you understand how to maintain the air filters and the right fuel mix. It also covers how to apply the correct programs and start-up of the machine, including the health and safety implications of how to use the Ziroccos machine safely to protect others around you. On two of the machines, the M50 and M100, there is a special telematics system that will be introduced to you. You will have the opportunity to demonstrate your knowledge and put your skills to the test.

KEY LEARNING AREAS:

- Health and safety for operators and any persons in the vicinity
- Simple maintenance including air filters and the right fuel mix
- Start-up and run programs - ensure all delegates understand
- Safe operation of Zirocco
- Telematics as required

1-2 hours





FLOOR PREPARATION EQUIPMENT:



COURSE OVERVIEW:

This MEON accredited course should help you to understand which of the machines is capable for the task in hand. You will get extensive knowledge into how to set up the machine and how to operate the dust extraction functions. It is imperative that you also understand which cutter to use, depending on the surface and strength required to ready the surface. You will have the opportunity to demonstrate your knowledge and skills.

KEY LEARNING AREAS:

- Ensure client has got the right machine for the job
- Set up and operation including dust extraction
- Choosing right cutter or head

1-3 hours



MACHINE HIRE

Needing the extra machine on a big project or looking at a specialist one off application, you can draw on machines from the Blue Hire fleet.

Operating across the UK and Ireland, our range of machines are specialist and are great to draw on if capex spending is not an option, or if you have that one off large project where a self-propelled option would make more sense, or a specialist paint application that you don't often get an enquiry for.

If you have a special requirement or a long term hire you wish to discuss contact us on the below

UK TEL: + 44 (0) 808 118 1922 OR EMAIL: MAIL@MEONUK.COM

IRE TEL: + 353 (0) 1840 7647 OR EMAIL: INFO@MEONIRELAND.COM





LineLazer ES 1000



LineLazer 130HS



LineDriver ES



LineLazer 200 HS



HeatForce Y910



Zirocco M100



GrindLazer DC1013



Contec Shot Blaster



Contec Floor Grinder

MACHINES FOR HIRE:

Grindlazer 390 without drum

Grindlazer 390 8pt flail head

Grindlazer 390 6pt miller head

Grindlazer HP DC1013 G DCS Scarifier without cutters

Grindlazer 390 8pt flail head

Grindlazer 390 6pt miller head

Grindlazer DC87G Standard 200mm 6.5HP Petrol Scarifier without drum

200mm Drum 6pt Carbide Flail Cutter for a DC87G

200mm Drum Wire Brush for a DC87G

Contec Shot Blaster c/w 20m x 75mm Extraction Hose, 25m Extension Lead, In-Line RCD Protector & Magnetic Brush

Contec Alpha 230mm V Floor Grinder c/w Dust Extraction Hose 50mm, 25m extension lead & In-Line RCD Protector

LazerVac 330 3HP 230V Electric Vacuum System c/w 10m hose & attachments

LazerVac 550 13HP Petrol Vacuum System c/w 10m Hose & attachments

Contec CDM 3000 230V Mobile Dust Extraction Unit c/w 25m Extension Lead & In-Line RCD Protector

StraightLine 1000 Dual-Line Masking Tape Application Machine

Linelazer 5 ES 1000 240v c/w 1 battery & 1 gun

Linelazer 5 130HS Single Gun

Linelazer 5 200DC Dual Pump

Linelazer 5 200HS Standard Series 1 Gun Pressurised Beads

Linelazer 5 200HP Reflective Auto 2 Gun

ES120 LineDriver

Zirocco M50 Turbine Dryer

Dryer c/w Wide Shroud

Heatforce Y910 Dryer

Resin Mixer inc Transformer & Lead

Rubber Crumb Roller

PLEASE NOTE*

Hire machine list is subject to change from those listed above.

MEON – COVERING EVERY POINT

TRAINING:

Meon are committed to training either at our dedicated Advance Academy or on-site with your team for toolbox talks. We recognise the skills shortage facing the industry and have specially constructed courses available, with formal qualifications.

SUPPORT:

Our on-line inquiry and telephone support team have years of experience and access to global best practice solutions. Not every challenge or situation has a ready-made, out-of-the-box product just waiting to be applied.

DELIVERY:

Meon have one of the best stocked and complete range of products available for immediate collection, same day delivery or overnight to anywhere over the UK and Ireland

INNOVATION:

Technology and open mind thinking are exponentially increasing, and the infrastructure industry is catching up. At Meon we have a standalone team and facility that focuses on tomorrows products.

DEMONSTRATIONS:

We recognise that purchasing capital equipment requires assurance that you have made the correct decision. Once we have talked through your requirements, we offer the opportunity of a demo before purchase to give you confidence.

PAYMENT PLANS & LEASE FINANCE:

With flexible terms and competitive rates our payment plans and lease contracts offer alternative ways to manage cashflows, and help you to choose the right machine for your business needs. Contact your account manager to find out which plan best suits you.

TRAINING



SUPPORT



DELIVERY



INNOVATION



DEMONSTRATIONS

MEON BRANDS



Dynamic solutions to deliver productive results. Spectrum is the all-encompassing world class solution for surface marking applications. Spectrum surface solutions are ideal for all infrastructure and asset delineation and marking projects.



BROCHURE COMING SOON...



A comprehensive selection of road maintenance and repair products that deliver lasting results the first time, every time. Making roads better has been our purpose in creating and developing this powerful range of repair materials.



**REQUEST BROCHURE NOW... CALL +44 (0)23 9220 0606
OR DOWNLOAD AT MEONUK.COM**



Every project that specifies a resin surface starts with a vision. Our unique and custom blends of natural aggregates will bring any architect's, specifier's or property owner's vision to life. DekorGrip works to make your vision take form and become functional. Our projects are what drive us; we believe that all surfaces should be practical and beautiful. With DekorGrip, every surfacing dream can become a reality.



THE UK'S MOST ADVANCED RANGE OF
SURFACE MACHINE PRODUCTS... ALL UNDER ONE ROOF,
ONE BRAND, AND AVAILABLE FOR
PURCHASE OR HIRE.

ORDER ONLINE TODAY AT
MEONUK.COM



MEON UK

RAILSIDE | NORTHARBOUR SPUR
PORTSMOUTH | PO6 3TU

T: +44 (0)23 9220 0606

E: MAIL@MEONUK.COM

W: MEONUK.COM

MEON IRELAND

CARRICK HOUSE | 48 BRIDGE ROAD
BURREN | WARRENPOINT | BT34 3QT

T: +353 (0)1 840 7647

E: INFO@MEONIRELAND.COM

W: MEON.IE