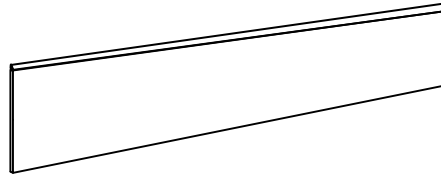
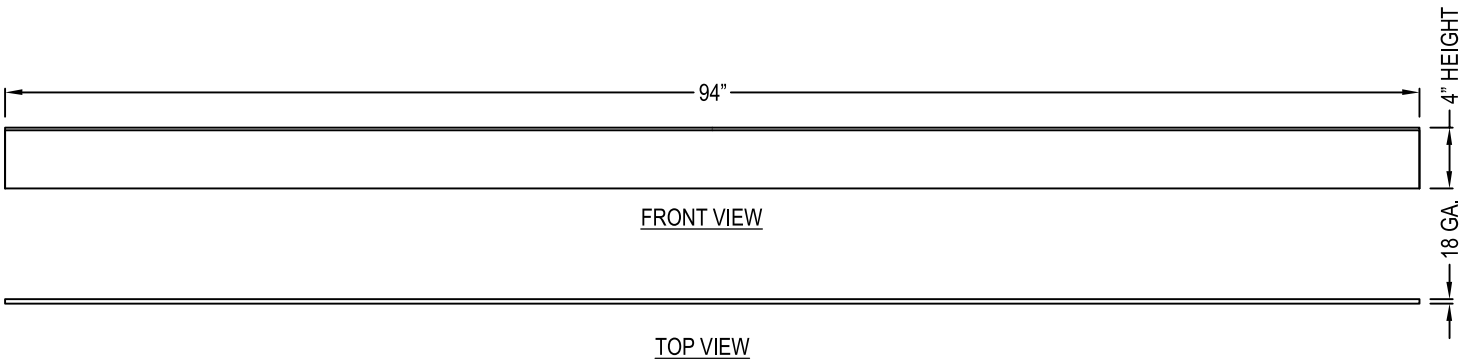


**TERRA EDGE**  
**63605**



PERSPECTIVE



FRONT VIEW

TOP VIEW

SPECIFICATIONS:

HEIGHT: 4"

LENGTH: 94"

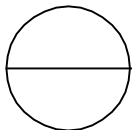
THICKNESS: 18 GA.

FINISH: GALVANIZED

UNPUNCHED STAKE TYPE: HAIRPIN

NOTES:

1. INSTALLATION TO BE COMPLETED IN ACCORDANCE WITH MANUFACTURER'S SPECIFICATIONS.
2. DO NOT SCALE DRAWING.
3. THIS DRAWING IS INTENDED FOR USE BY ARCHITECTS, ENGINEERS, CONTRACTORS, CONSULTANTS AND DESIGN PROFESSIONALS FOR PLANNING PURPOSES ONLY. THIS DRAWING MAY NOT BE USED FOR CONSTRUCTION.
4. ALL INFORMATION CONTAINED HEREIN WAS CURRENT AT THE TIME OF DEVELOPMENT BUT MUST BE REVIEWED AND APPROVED BY THE PRODUCT MANUFACTURER TO BE CONSIDERED ACCURATE.



**EDGING PRODUCTS**

**RAWEDGE: 94" X 18 GA. X 4" GALVANIZED STEEL LANDSCAPE EDGING**