



Tow-Trust Towbars

Important: Please read General Notes overleaf before fitting



Issue 3

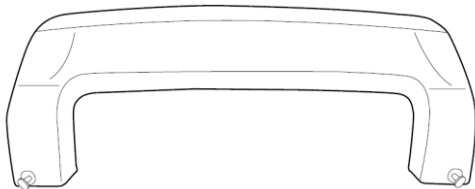
TLAN3VK RANGE ROVER SPORT 2014>

Item	Qty	Description	Item	Qty	Description
A	1	Crossmember	D	2	ACS Lock Washers
B	2	Handed Side Arms	E	10	M10 x 40 (10.9) Bolts, 2 Nuts & 10 S/P Washers
C	1	4002 Detachable Neck	F	6	M12 x 40 Thread Rolling Bolts (80 Nm)
			G	4	M12 x 45 (10.9) Bolts & Nyloc Nuts
			H	4	M12 x 25 (12.9) Bolts (145Nm)
			J	10	10 x 25 Flat Washers
			K	12	12 x 25 Flat Washers

BUMPER REMOVAL:

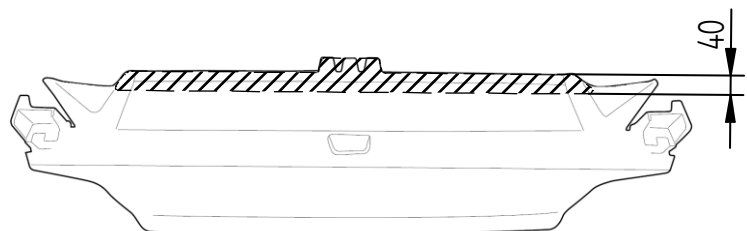
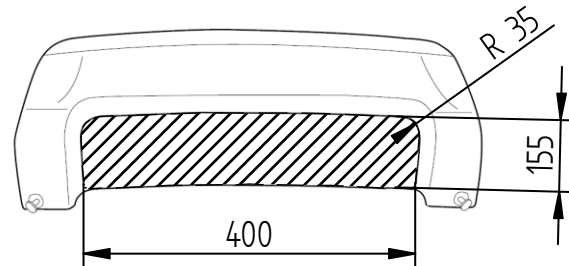
1. Remove the rear light clusters by removing the black plastic cover found on the inside edge around tailgate opening. This will reveal two fixings to remove each cluster.
2. Remove the undertray, four fixings.
3. Remove the rear bumper, two fixings from the lower edge, two fixings from the top edge and four fixings from each wheel arch.
4. Remove the rear impact beam from the rear panel and the two threaded clips from the lower mounting points. (these are not refitted with the Towbar assembly)
5. Using Item E with Item J fix Item A to the rear panel ensuring the exhaust hangers are refitted to the lower mounting points.
6. Using Item G with Item K fix Items B to Item A.
7. Using Item F fix Items B to the vertical mounting points. **NOTE:** These are untapped holes and the bolts supplied are thread rolling bolts designed to cut their own thread. (80Nm)
8. Using Item H with Item K and Item D fix Item C to Item A.
9. Fully tighten all fixings ensuring the Towbar is rigid square and secure.
10. Refit the rear bumper and light clusters.
11. Choose one of the below options for the Towbar bumper cover, or simply remove the original cover when using the Towbar (two quarter turn screws).

Option 1 Order From Dealership



VPLWB0135 Techno Silver
VPLWB0138 Santorini Black
VPLWB0140 Indus Silver

Option 2 Cut Original Bumper Cover



Cut Undertray

Note:

1. Recommended Torque Setting for M12 Grade 10.9 -139 Nm. (For other Torque Settings see notes overleaf.)
2. Nose load limits and vehicle manufacturers trailer / caravan weight limits must be observed.

TLAN3VK

