

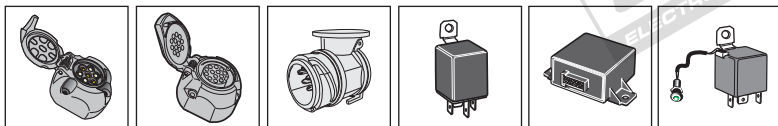


! INFO !

Do not charge the battery of the towing vehicle and/or towed vehicle directly via the socket.



User guide



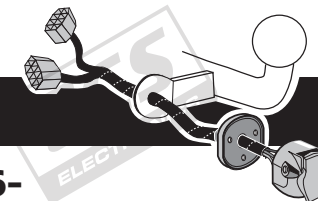
SPARE PARTS

www.ecs-electronicsuk.co.uk




Partnr.: MT-115-DHU


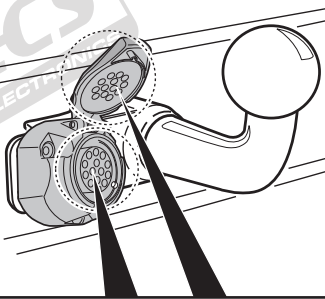
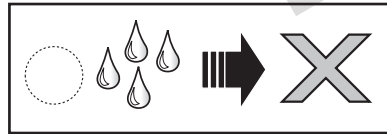
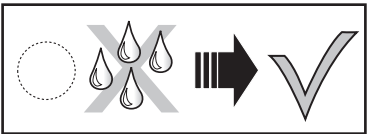
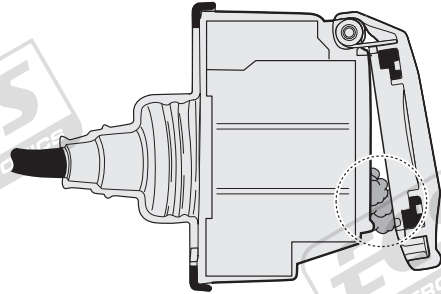
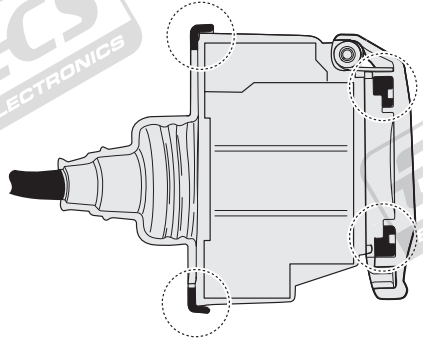
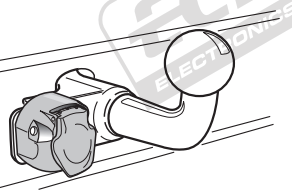
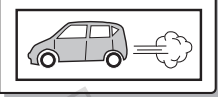
User Guide

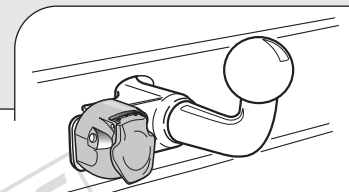


**Mitsubishi Outlander 2013- & 2016-
Mitsubishi Outlander PHEV 09/2013- & 2016-**



INFO

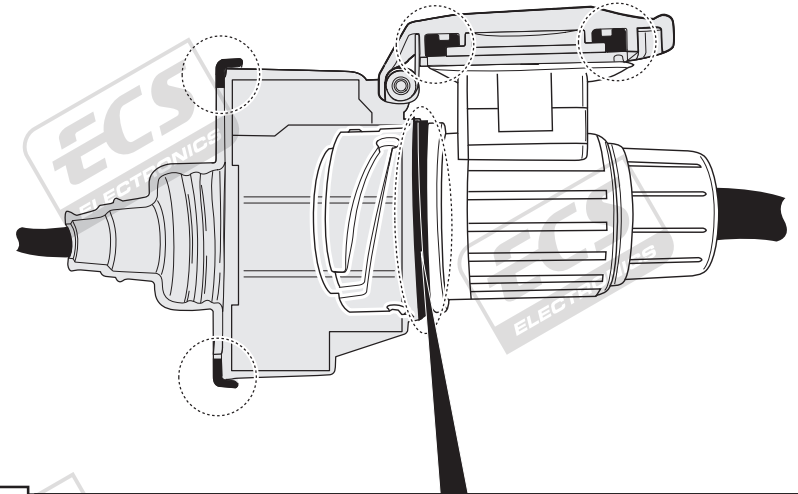




INFO : Ring.

A set of four icons illustrating the application of the 'Ring' component: a car, a car with exhaust smoke, a wheel, and a tractor.

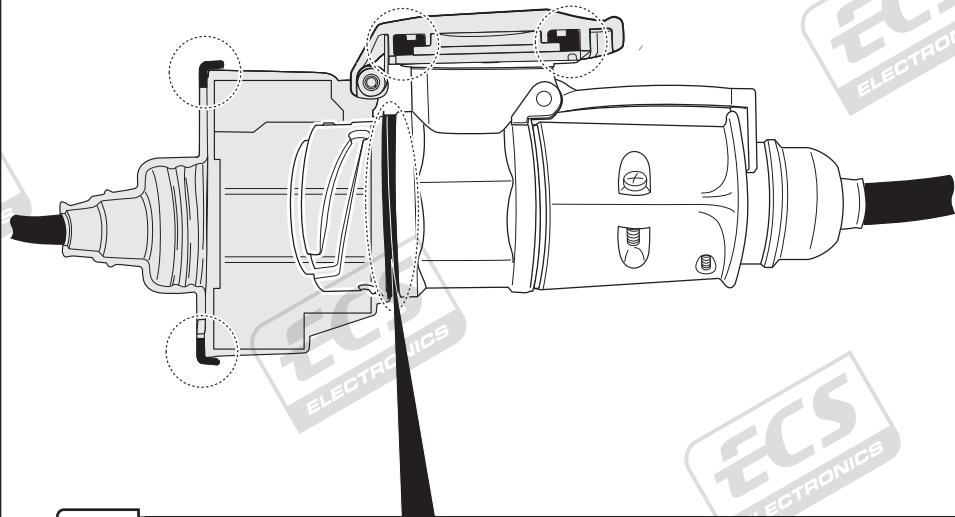
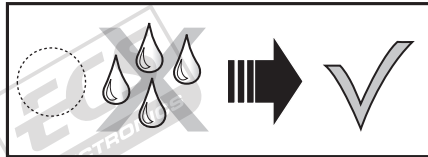
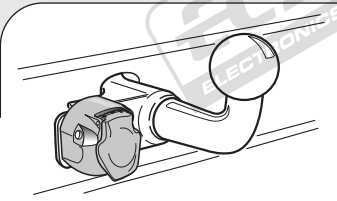
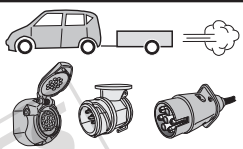
A diagram showing three water droplets with a large 'X' over them, followed by a right-pointing arrow and a checkmark, indicating that the component should be protected from water.



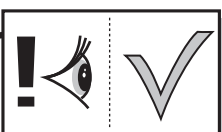
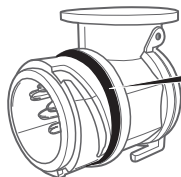
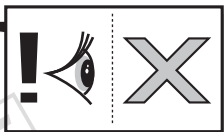
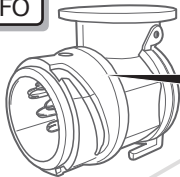
INFO

A diagram comparing two installation scenarios. On the left, a sensor is shown with a warning icon (an eye with a slash) and a large 'X', indicating an incorrect installation. On the right, the same sensor is shown with a warning icon and a checkmark, indicating a correct installation.

INFO : Adapt.

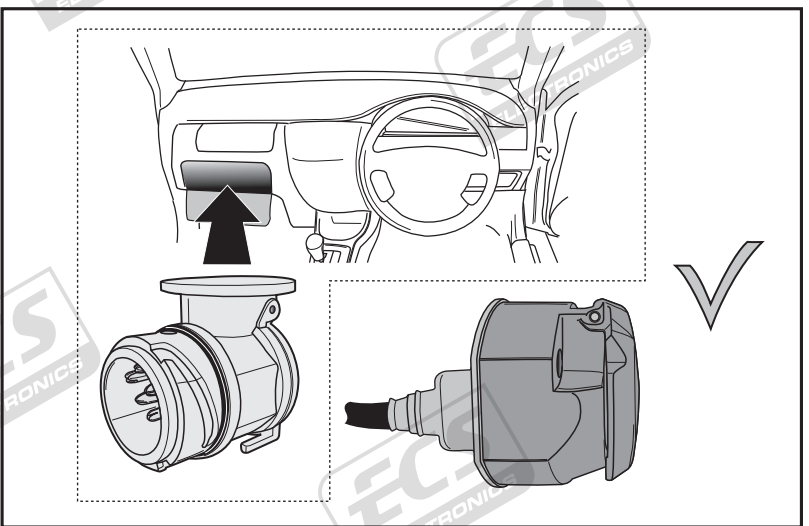
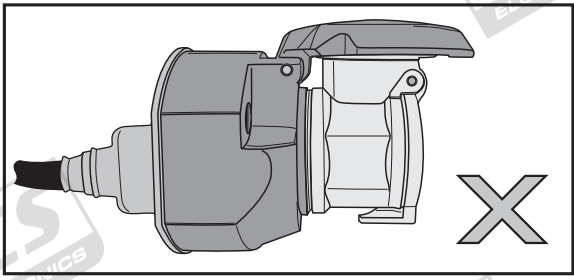
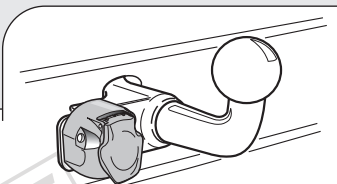
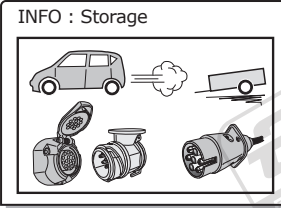
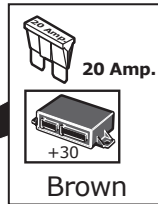
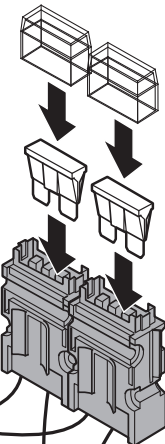
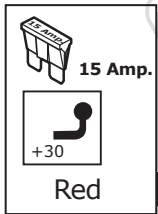
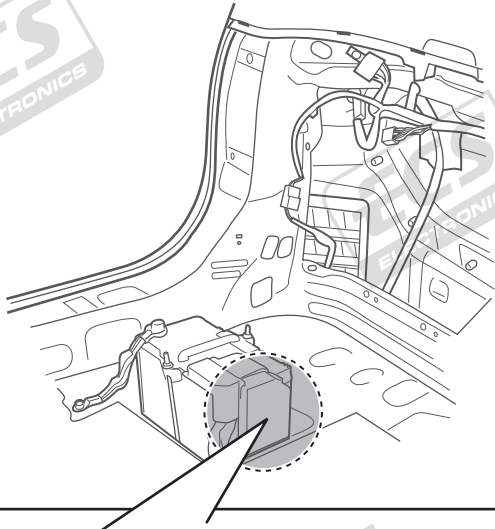



INFO



CHANGING THE FUSE

**Mitsubishi Outlander
PHEV 09/2013-**




SOCKET CONNECTION


DIVISO 11446			1-8									—	
	1/L	2	3/31	4/R	5/58-R	6/54	7/58-L	8	9	10	11	12	13
Pmax	21W	2x21W		21W	52W	3x21W	52W	2x21W	180W/15Amp	180W/15Amp			
Colour	Yellow	Blue	White	Green	Brown	Red 1,00 mm ²	Black	Black/ Red	Brown/ White	Red 2,50 mm ²	White	-	White



In a coupled trailer with working fog lamp, the fog lamp of the vehicle will be switched off, if applicable.



The flashing lights on the trailer are monitored. If one of the indicators of the trailer breaks down, a buzzer will be audible and/or a visual signal will be visible on the dashboard. Check the flashing lights on the trailer.



The wiring kit has a possibility to switch off any Park Distance Control in the case of a coupled trailer.

CHANGING THE FUSE

Mitsubishi Outlander 2013-

