



**MEDIC
THERAPEUTICS**

ADJUSTABLE STAND ASSIST RAIL FOR COUCH/CHAIR



User Manual

Before using this product for the first time, please read through these instructions and keep them for future reference.

CAUTION

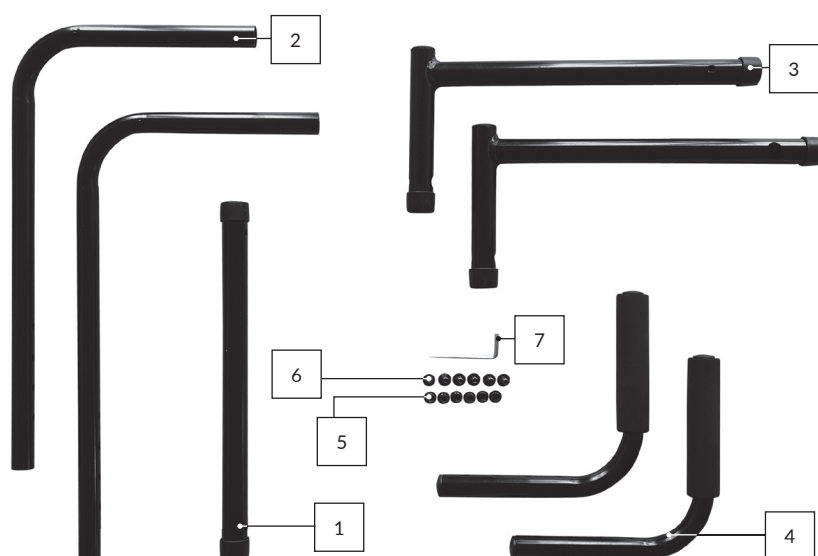
- Serious injury or harm can result if this product is not properly installed or if it is used incorrectly.
- Regularly check to make sure the bolts and screws are tightened and secure.
- Additional safety measures should be taken with high risk users including those who are under medication, have size or weight conditions, or have any condition that might impair their ability to use the product without assistance.
- Additional safety measures should be taken with high risk users including those who are under medication, have size or weight conditions, or have any condition that might impair their ability to use the product without assistance.
- Additional safety measures should be taken with high risk users including those who are under medication, have size or weight conditions, or have any condition that might impair their ability to use the product without assistance.
- If the person using this product suffers from an ailment, injury, or are taking medications that affect balance or mobility, consult a physician first before using this product.
- This product is not intended to bear the full weight of an individual. It is only intended to provide balance and support while sitting and standing.
- Do not allow children to play with or hang on this product.
- **WARNING:** NEVER install the rail above your couch cushions so that part of it rests over the edge of the seat. Doing so may cause the rail to slip forward and become unstable. If the rail is placed above the seat cushion, make sure that it is placed ENTIRELY on the seat cushion to reduce the risk of slipping.

PRODUCT SPECIFICATIONS



- Size of product itself: 48*60*22.5cm
- Net weight of product including package: 972g
- Net weight of product itself: 730g
- Materials: Aluminum, Foam
- Single package size: 45*5*29cm

INCLUDED IN PACKAGING

- 1x Center crossbar (1)
- 2x Curved bars (2)
- 2x L pieces (3)
- 2x Arm inserts (4)
- 6x Screws (5)
- 6x Female bolts (6)
- 1x Allen key (7)
- 1x User Manual



HOW TO ASSEMBLE



Step 1:

Place the shorter ends of both curved bars (2) into each side of the center cross bar (1) and align screw holes to desired length. Fit a small screw (5) into the hole and pair it with a female bolt (7) to hold the pieces loosely in place, but do not tighten.



Step 2:

Fit the square end of each L piece (3) over the long end of the left and right curved bars and align screw holes to desired length. Fit a small screw into hole and pair it with a female bolt to hold the pieces loosely in place, but do not tighten.

Step 3:

Place the 2 arm inserts (4) into the left and right openings in the 2 L pieces with the grips pointing back towards the center cross bar and align screw holes to desired length. Fit the large screw (6) into hole and pair them with female bolts to hold the pieces loosely in place, but do not tighten.



Step 4:

Check the adjustment of each screw to ensure the device is set to a comfortable and usable size for your couch. When you've made sure the size is correct, tighten all the screws and install the assist rail in place (either Over or Under your Couch/Chair Cushion).

Step 5:

Slide the square end of the device either over/under your couch/chair cushion (with the hand rails racing upwards) and ensure that it is securely set in place. To use, simply sit in between the two hand rails. Once you are ready to rise, grip the padded hand rails for support and leverage when standing.

LIMITED LIFETIME WARRANTY

Your Medic Therapeutics product is backed by a limited lifetime manufacturer's warranty. Medic Therapeutics will repair or replace your device at any time should it fail due to a defect in material or workmanship, subject to the certain limitations.

This limited warranty does not cover any damage that results from unauthorized or improper use, service, or repair. Further, it does not cover damage caused by accident, impact, negligence, or normal wear and tear. Should you discover your Medic Therapeutics product is not functioning properly, please send your device to our repair center for evaluation. If your product cannot be repaired or serviced, we will reserve the right to change it for a similar or newer model.

Please note that a flat rate of \$8.00 will be charged to cover a service evaluation fee and return shipping of your device. All warranty claims must be accompanied by a copy of your proof of purchase from an authorized retailer. Please send your device, proof of purchase, and a check or money order in the amount of \$8.00 made out to Medic Therapeutics to:

Address:

Medic Therapeutics Service Center
3069 Taft Street
Hollywood, FL 33021

Contact:

warranty@medictherapeutics.com

