

PRODUCT SPECIFICATIONS

- Size of product itself: 9.41 x 2.39 x 2.20 in / (L)239.1*(W)60.8*(H)55.8mm
- Net weight of product itself: 0.49 lbs / 220g
- Single package size: 11.02 x 4.92 x 3.07 in / 280*125*78mm
- Materials: ABS
- Battery (QTY & Type): 1 pc, 18650 2600mAh
- Certifications: UL
- Laser medium: GaAIAs Semiconductor
- Laser wavelength: 650nm±20nm
- Number of laser diodes: 7pcs
- Maximum output power: 5mW±20%
- Default working time: 10 minutes
- Battery capacity: 2600mAh
- Voltage: 100-240V

INCLUDED IN PACKAGING

- 1x Laser Comb
- 1x Carrying Pouch
- 1x Adapter
- 1x Manual
- 1x USB Cable

ABOUT LASER & HAIR REGROWTH

Studies have attested to the following benefits of low-powered laser therapy. The below information shows how these benefits have been integrated in the different functions of this device:

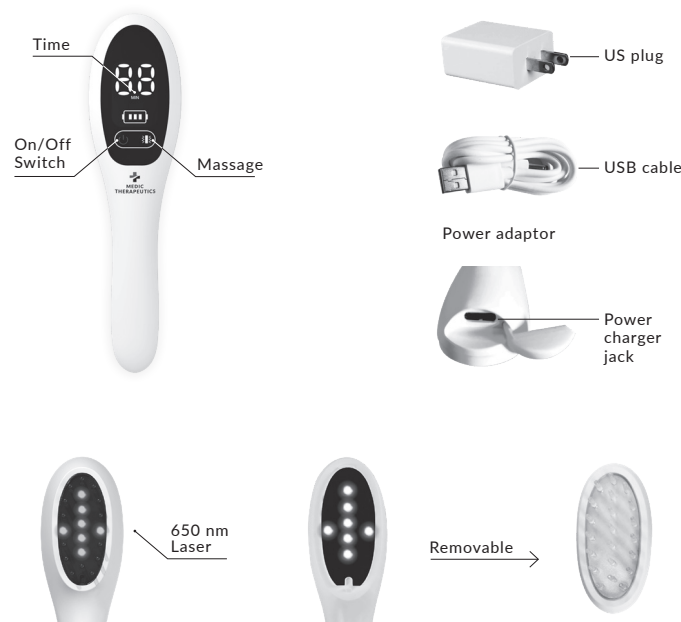
1. **Helps increase blood circulation in the scalp.** This enables oxygen and nutrients to be delivered to the hair follicles, which are needed for hair regrowth.
2. **Helps stimulates hair follicles.** Low-power laser therapy can effectively stimulate hair follicles and activating 83% of the hair follicles (that were previously in a "hibernating state"), stimulating hair growth.
3. **Helps regulate oil secretion.** Excessive oil secretion is a cause of hair loss, which is caused by the swelling of the sebaceous glands. The excessive dihydrotestinal (DHT), oleic acid, and linoleic acid contained in the oil can adversely shrink hair follicles, which can result in hair loss or stunt hair growth. Low-power laser therapy can help reduce and regulate oil secretion, promoting hair regrowth.
4. **Helps increase cellular functions.** Such functions include strengthening the phagocytic function of white blood cells, enhancing the activity of macrophages (increasing γ -globulin and complement titers), and accelerating angiogenesis and the division process of newborn cells. An increased performance of these bodily functions helps stimulate hair growth.

Important Note: Continued use required to maintain benefits.

CAUTION



1. Do not make direct eye contact with the laser light diodes.
2. Keep out of reach of children at all times.
3. Forbidden for use by individuals with pacemakers since the laser comb may interfere with the operation of the pacemaker.
4. Handle the device with care. Keep away from heat and liquids.
5. Ensure to keep the light emitting ports clean. Otherwise, the laser light intensity output will be affected, adversely affecting the therapeutics effects of the comb.
6. Do not charge the comb while it is being used.
7. Turn off the comb while cleaning it or after use.
8. Do not use the comb in the bathroom to avoid damaging its components with moisture/conduction.
9. Individuals with pregnancy, cancer and/or internal bleeding disorders should not use the device.
10. Only use the included charger to charge the comb.
11. If the comb is not used for a long period of time, charge it at least every 4-6 months to preserve its battery life.

PRODUCT OVERVIEW



HOW TO USE




Hair Growth & Massage Function:

1. Long press the power button  to turn on the device. As the device turns on, the buzzer will make a "tick" sound and all the icons on the LED screen will illuminate briefly. The default working time of 10 minutes will be displayed on screen.
2. There are two vibration power levels, you can press the "massager" button to change between the power levels.
3. Short press the power button  again to begin the treatment. The timer will be set to 10 minutes and then the device will automatically shut off at the end of the timer.

Note: The device has an automatic shutdown function to save energy; the device will also automatically shut off after 2 minutes if not in use.

4. Hold the comb handle and start combing your hair back from the top of your hairline and down to your ends. The suggested frequency for combing your hair should be 20-30 brush strokes per minute, or until you feel a hot or tingling sensation on your scalp.

Suggested Use: 10 minutes a day, 3-4 times a week for maximum results.

5. To use the massage function while combing your hair, press the message button . There are 2 levels of massage intensity, the first time you first press message button  the power will go to the higher intensity. When you press message button again, the power intensity will be lower. To turn off the massage function, hit the message button  a third time.

MAINTENANCE AND STORAGE

1. Wipe the dust off of the device's surface with a soft dry cloth.
2. If stained with dirt or oil, use a soft brush to gently remove the stain and then wipe down with a dry soft cloth.
3. To sterilize the device, moderately wet a cotton ball/square with disinfecting alcohol until moist. Use the cotton ball/square to wipe down the surface of the device and allow to air dry until the alcohol smell is gone.
4. Keep stored in a cool and dry area away from direct sunlight.

LIMITED LIFETIME WARRANTY

Your Medic Therapeutics product is backed by a limited lifetime manufacturer's warranty. Medic Therapeutics will repair or replace your device at any time should it fail due to a defect in material or workmanship, subject to the certain limitations.

This limited warranty does not cover any damage that results from unauthorized or improper use, service, or repair. Further, it does not cover damage caused by accident, impact, negligence, or normal wear and tear. Should you discover your Medic Therapeutics product is not functioning properly, please send your device to our repair center for evaluation. If your product cannot be repaired or serviced, we will reserve the right to change it for a similar or newer model.

Please note that a flat rate of \$40.00 will be charged to cover a service evaluation fee and return shipping of your device. All warranty claims must be accompanied by a copy of your proof of purchase from an authorized retailer. Please send your device, proof of purchase, and a check or money order in the amount of \$40.00 made out to Medic Therapeutics to:

Address:

Medic Therapeutics Service Center
3069 Taft Street
Hollywood, FL 33021

Contact:

warranty@medictherapeutics.com



**MEDIC
THERAPEUTICS**

LASER THERAPY HAIR GROWTH COMB



User Manual



**MEDIC
THERAPEUTICS**