

## USAGE GUIDE

---

Vary pressure according to your needs – if the kneading is too rough then decrease the intensity of the pressure.

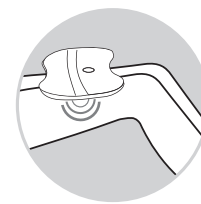
### Massage Position:



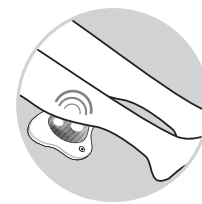
Neck



Back



Thigh



Calf

### Charging Instructions:

- Plug in the power or car adaptor to the appropriate power source to begin charging the massager. The massager can be used immediately after plugging in.
- To operate wirelessly, allow the massager to fully charge (2-3 hours). After the battery has been fully charged, disconnect the massager from the cord and unplug the adaptor from the power source. The massager can now be operated wirelessly for 1.5-2 hours.

## TROUBLESHOOTING

---

**Unable to start the massager:** Make sure the power plug is in the socket. Confirm that the switch is on. Confirm that the power button has been pressed.

**Suddenly stops working during use:** The massager will automatically finish operating after 15 minutes. Check to see if the power plug has been pulled out. Check for any bad power source connections and cease use immediately if any are found. If none of the above work, then turn off the main power supply and wait for one hour, allowing the product to cool down. The massager has an automatic overheating protection feature. If the problem persists, stop using the product immediately and contact your retailer for advice.

## LIMITED LIFETIME WARRANTY

---

Your Medic Therapeutics Portable Massager Pillow is backed by a limited lifetime manufacturer's warranty. Medic Therapeutics will repair or replace your device at any time should it fail due to a defect in material or workmanship, subject to the certain limitations.

This limited warranty does not cover any damage that results from unauthorized or improper use, service, or repair. Further, it does not cover damage caused by accident, impact, negligence, or normal wear and tear. Should you discover your Medic Therapeutics Portable Massager Pillow is not functioning properly, please send your device to our repair center for evaluation. If your product cannot be repaired or serviced, we will reserve the right to change it for a similar or newer model.

Please note that a flat rate of \$35.00 will be charged to cover a service evaluation fee and return shipping of your device. All warranty claims must be accompanied by a copy of your proof of purchase from an authorized retailer. Please send your device, proof of purchase, and a check or money order in the amount of \$35.00 made out to Medic Therapeutics to:


**Address:** Medic Therapeutics Service Center  
3069 Taft Street  
Hollywood, FL 33021

**Contact:** [warranty@medictherapeutics.com](mailto:warranty@medictherapeutics.com)



# PORTABLE MASSAGER PILLOW

---



MANUAL

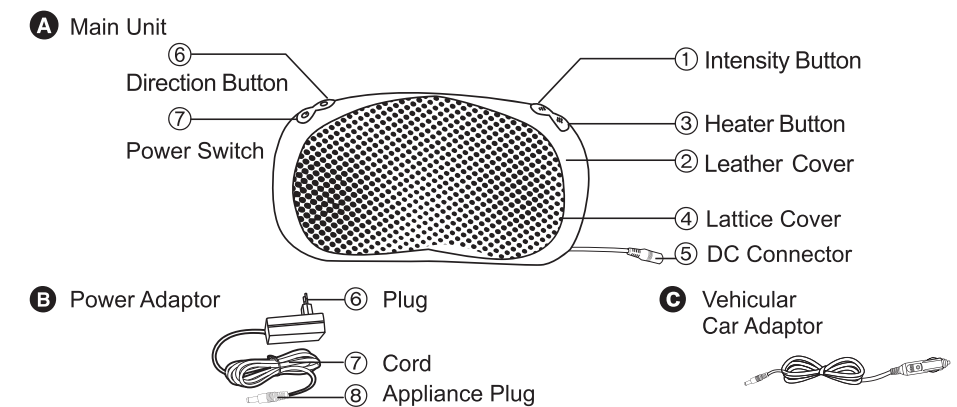
## IMPORTANT SAFETY INSTRUCTIONS

The following basic safety guidance must always be followed when using electrical appliances to reduce the risk of fire, electric shock and/or injury to any person:

### WARNING

1. Read all instructions fully & Keep all instructions for future reference.
2. Not suitable for children.
3. Do not use while driving.
4. Do not use if you are pregnant.
5. Do not use if you have any of the following health conditions: Heat sensitivity, Circulation disorder, varicose vein, bruises, broken skin, skin irritation, muscle or tissue inflammation, vein inflammation, injury, or any open wounds.
6. If you experience any pain or discomfort during the massage please stop immediately and consult your doctor.
7. Do not use if you have any of the following: Pacemaker, artificial joints, electronic implants.
8. Do not use this product if you have applied any oils or lotions to your skin.
9. Turn the power off and disconnect the cord from the power supply after use.
10. Take precautions to make sure you do not fall asleep during use.
11. Do not carry this product by the power cord.
12. Never clean this product unless it is unplugged. Use a cloth dampened with a very small amount of water to clean the product. The product must be dried immediately after. Do not plug this product back into the power outlet for use until it has dried completely.
13. Do not operate under a blanket or pillow. Excessive heating can occur or cause a fire, electric shock, or injury to a person.
14. Never use this product near water or in an area with high levels of humidity. Never use this product unless you are completely dry.
15. Do not immerse or expose this product to any liquids.
16. This appliance is suitable for personal household use only. Commercial or professional use will void the warranty. The supplier cannot be held responsible for injury or damage if the appliance has been used for anything other than its intended use.
17. This appliance must be kept out of the reach of children.
18. Do not leave this appliance unattended while plugged in. Always disconnect this appliance from the power supply when left unattended.
19. Do not allow any cords to rest in any position that might cause someone to trip or that may pose a pulling hazard. Keep the power cord away from heated surfaces.
20. Do not use the appliance if it has been dropped or damaged in any way. Check the power cord and plug regularly for any damage. If there is any damage to the power cord or plug, it must be repaired by the manufacturer or a qualified professional.
21. Use only original parts provided by the manufacturer if this appliance needs repairs or maintenance.
22. If the appliance malfunctions in any way, unplug and stop using it immediately.
23. Never try to open up or inspect the product in any way.
24. Never operate or handle the appliance with wet hands.
25. Keep out of reach of children.
26. Avoid using before sleep - the massage can have a stimulating effect and may delay your sleep.

## PARTS LIST



## PRODUCT SPECIFICATIONS

Rated voltage:	DC12v
Input Current:	1.5 - 2.0
Rated Power:	20W Rated
Frequency:	50HZ
Size of product itself :	34cm*12cm*18.5cm
Net weight of product itself :	1.05kg
Gross weight of product including package:	1.35kg
Single package size:	34*12.2*21cm

Product features or design might change without notice.

## FUNCTION GUIDE

Press the main On/Off button to cycle through which function you want to use.

Function	Detail
1	<b>On/Off</b> Quick and easy to turn on and off. Automatic timer turns off after 15 minutes.
2	<b>Direction</b> Easily adjust the direction of the kneading movement to target key areas of tension.
3	<b>Heat Mode</b> Easily activate or stop the heating function.