

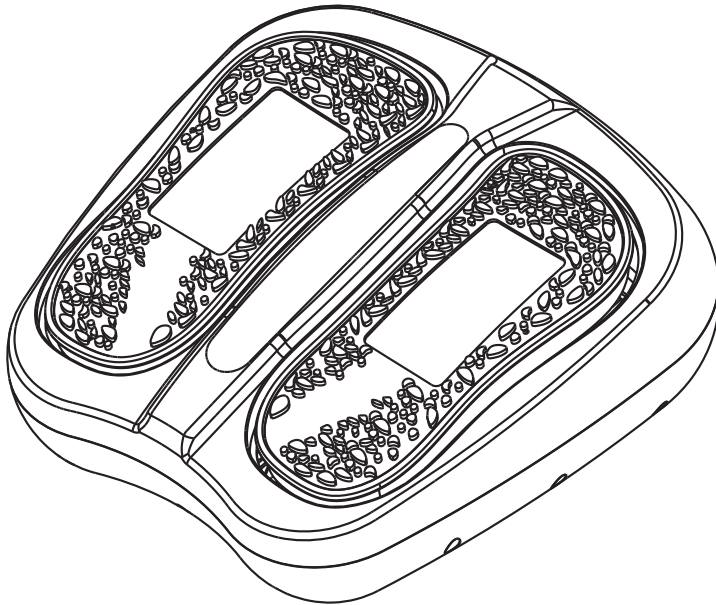


**MEDIC
THERAPEUTICS**

VIBRATING FOOT MASSAGER

User Manual

Before using the massager, please read and follow the instruction manual carefully.



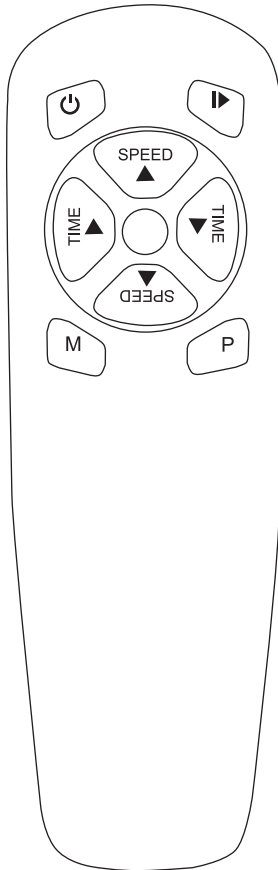
Please retain the User Manual
This product is meant for personal use only.

Distributed by Medict Therapeutics:
3069 Taft Street, Hollywood, FL 33021
www.medicttherapeutics.com

PRODUCT SPECIFICATIONS

Rated Voltage:	AC100-240V
Rated Power:	30W
Rated Frequency:	50-60Hz
Rated Time:	10min
Product Setup Size:	L370mm X W374mm X H130mm
Product Weight:	4.2kg
AC Adapter:	1 pc
Carton Package:	1pc/Carton

NAMES AND FUNCTIONS OF THE CONTROL



POWER BUTTON:

Press to turn the product on or off.



START/STOP:

Plug in the product, use the power button to turn on and off, then use this button to start and stop the product.

TIME:

The default setting is 10 minutes. Press the Time button to increase or decrease the time.

SPEED:

Press this button to increase or decrease the speed level.



M:

This is the Speed Quick Mode button for levels 3, 6 and 9. To access each speed level, press once for level 3, twice repeatedly for level 6, and 3 times repeatedly for level 9.



AUTO MODE:

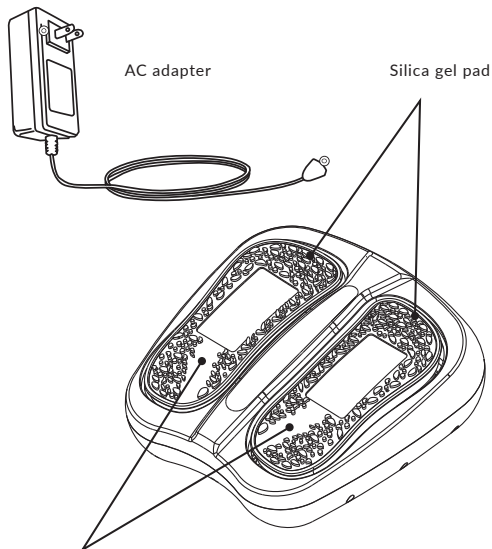
Press this button to access the automated setting. Note: Time nor Speed can be adjusted under this setting.



Reception range for the controller is 8 feet. Ensure the infrared red emission indicator on the controller is aligned with the receiving window on the product.

COMPONENTS AND USE

1. Plug in the AC adapter.
2. Tightly connect the main body of the platform with the plug on the side of the platform.
3. Place your foot or legs onto the massager to relieve pain, tensions and fatigue. Use the foot massager to your appropriate needs or liking.
4. Unplug when finished using.



Foot massage structure. Place shank or arch of the foot on the machine (Take off Silican gel pad, can be cleared thoroughly dry to use after cleaning.)



Power button: Touch the power button for three second to shut down screen. Slightly touch to light up screen. Shortly touch power button to start machine, then touch it again. Machine stop to work.

P: Auto-program button. Touch this button to circularly select P1, P2, P3 and HO Manual program.

P1. P2. P3. HO and time display window

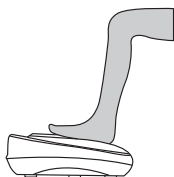
Speed display window

Time/Speed increase

Time/Speed decrease

CORRECT USAGE

Arch of the foot



Shank



SAFETY INSTRUCTIONS

- To avoid possible injury, if over 60 years old, please consult your doctor before using this product.
- Immediately discontinue use if experiencing pain or discomfort.
- Always operate on flat floor surface.
- Do not turn on when not actively in use, always have your weight on the product when operating.
- To avoid injury, short-circuiting the product, or fire, keep away from all water and liquids.
- Use only as directed – do not store or stack any objects on the product.

WARNINGS

- Do not use if plug or power cord is damaged.
- Do not wrap the power cord around the body of the product.
- Do not use in humid, damp, or wet environments.
- Do not use with wet hands or feet.
- Keep away from small children and pets.
- Disabled persons should only use with caution and assistance.
- Meant for single use, only one person at a time.
- To avoid accidents, falls and malfunction, do not stand on the unit and avoid any impact to the product.
- Do not use during a thunder or electrical storm.
- Immediately discontinue use and unplug during a power outage.
- In case of failure or malfunction, contact the manufacturer, do not repair yourself.
- Only use on the legs and feet.
- For intended use only.



WARNING:

For California Residents

This product can expose you to Bisphenol A, which is known to the State of California to cause birth defects or other reproductive harm. For more information, go to www.P65Warnings.ca.gov.

LIMITED LIFETIME WARRANTY

Your Medic Therapeutics Vibrating Foot Massager is backed by a limited lifetime manufacturer's warranty. Medic Therapeutics will repair or replace your device at any time should it fail due to a defect in material or workmanship, subject to the certain limitations.

This limited warranty does not cover any damage that results from unauthorized or improper use, service, or repair. Further, it does not cover damage caused by accident, impact, negligence, or normal wear and tear. Should you discover your Medic Therapeutics Vibrating Foot Massager is not functioning properly, please send your device to our repair center for evaluation. If your product cannot be repaired or serviced we will reserve the right to change it for a similar or newer model.

Please note that a flat rate of \$35.00 will be charged to cover a service evaluation fee and return shipping of your device. All warranty claims must be accompanied by a copy of your proof of purchase from an authorized retailer. Please send your device, proof of purchase, and a check or money order in the amount of \$35.00 made out to Medic Therapeutics to:

Medic Therapeutics Service Center
3069 Taft Street
Hollywood, FL 33009