

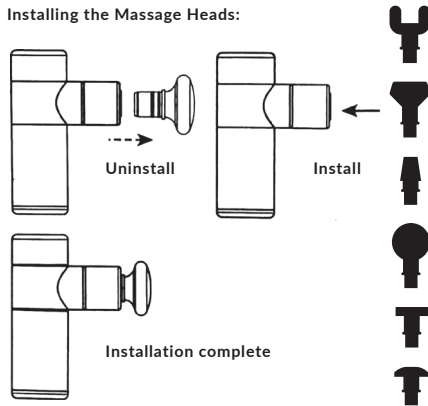
Charging Instructions:

- Ensure that the massage gun is fully charged prior to its first use.
- It takes 4 hours to fully charge the device. Once fully charged, the massage gun can operate up to 11.5 hours.
- If the power is below 10%, the signal light will flash red, indicating the device needs to be charged.
- The signal lamp will flash green as soon as the device has been fully charged.

Note:

To maximize the massage gun's battery life, charge the device as soon as possible when the signal light begins to flash red.

Installing the Massage Heads:



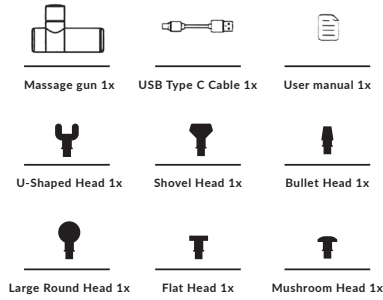
SAFETY PRECAUTIONS

If any of these medical conditions apply to you, consult with your physician before using the massage gun: pregnancy, pacemaker, diabetes with complications, IUD, recent joint replacement, metal pins or plates, herniated disks, or spondylolysis. Frail individuals and children should be accompanied by an adult while using the device.

Ongoing research for vibrational therapy and exercise related to specific medical conditions indicates that the above list will soon be shortened. Practical experience has shown that vibrational therapies and exercise should be incorporated in many treatment plans. This must be done on the advice of a physician, specialist, or physiotherapist.

Sensitive Areas: Head, face, cervical spine, vertebral column, dorsum pedis, dorsum of hand, etc.

PARTS OVERVIEW



NON MEDICAL USE

Medic Therapeutics is a trademark name for a family of products that includes a variety of emergency and wellness supplies such as massage guns, thermometers, face coverings and masks (such as coverings of the nose and mouth that may include masks as well as bandanas, scarves, and other cloth coverings). None of Medic Therapeutics products are designed or intended to prevent, diagnose or treat any illness, condition or disease, even when used

as directed. This product is not a medical device. This product is not intended for use in the diagnosis of disease or other conditions or in the cure, mitigation, treatment, or prevention of disease. Always consult your doctor or physician for any medical questions you may have.

This Mini Massage Gun is designed to relieve body stress and pain by manipulating soft tissue in the body. Always consult your doctor or physician immediately for any medical questions you may have. This product is NOT guaranteed as a prevention or treatment for any disease or medical condition. For proper use only. Operate only as directed. Misuse may result in sickness or death. Always carefully review instructions for use in the operating instructions manual prior to use.

Keep out of reach of children and supervise children under the age of eighteen (18) at all times if the minor is utilizing the massage gun. Do not allow the user to place this item in his/her mouth at any time. No child or minor should ever be left unattended with any of these items, as small parts may become loose & pose a choking hazard.

LIMITED LIFETIME WARRANTY

Your Medic Therapeutics Special Edition Mini Massage Gun is backed by a limited lifetime manufacturer's warranty. Medic Therapeutics will repair or replace your device at any time should it fail due to a defect in material or workmanship, subject to the certain limitations. This limited warranty does not cover any damage that results from unauthorized or improper use, service, or repair. Further, it does not cover damage caused by accident, impact, negligence, or normal wear and tear. Should you discover your Medic Therapeutics Special Edition Mini Massage Gun is not functioning properly, please send your device to our repair center for evaluation. If your product cannot be repaired or serviced, we will reserve the right to change it for a similar or newer model.

Please note that a flat rate of \$35.00 will be charged to cover a service evaluation fee and return shipping of your device. All warranty claims must be accompanied by a copy of your proof of purchase from an authorized retailer. Please send your device, proof of purchase, and a check or money order in the amount of \$35.00 made out to Medic Therapeutics to:

Address:

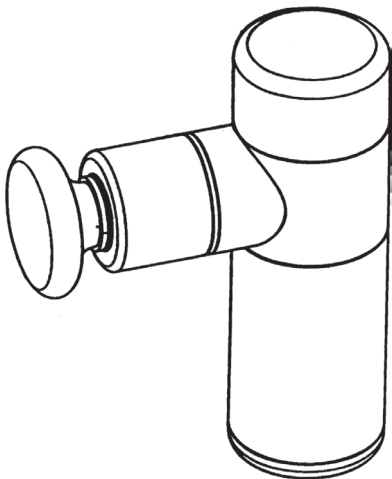
Medic Therapeutics Service Center
3069 Taft Street
Hollywood, FL 33021

Contact:

warranty@medictherapeutics.com

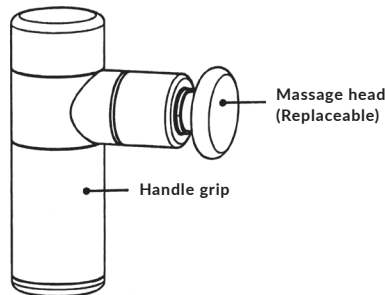


MINI MASSAGE GUN

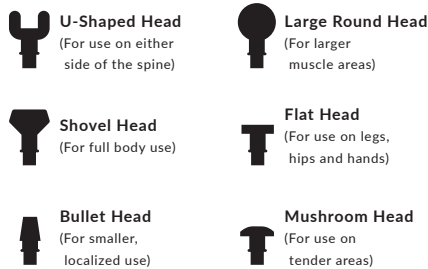


USER MANUAL

PRODUCT DESCRIPTION



Massage Heads:



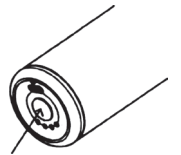
PRODUCT SPECIFICATIONS

Model:	MT-MINMASG-001
Rated Voltage:	12V
Rated Current:	2A
Input Parameters:	5V= 2A
Maximum Speed:	3200r/min Battery
Capacity:	1500-2400mAh

OPERATING INSTRUCTIONS

Turning On/Off:

- Press and hold the button located at the bottom of the massage gun for 3 seconds to turn on.
- Press and hold the button located at the bottom of the massage gun for 3 seconds to turn off.



Adjusting the Speed:

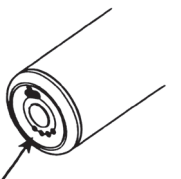
- Once turned on, the default speed is set to the first gear.
- To shift between speed gears (maximum gear is four), press and release the button located at the bottom of the massage gun.

Note:

The massage gun will stop running automatically if it operates continuously for more than 10 minutes, or if the applied pressure is too strong. Simply turn the massage gun back on to continue using it.

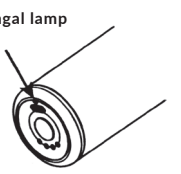
Operating Status:

- Indicator lights at the bottom of the massage gun will illuminate to indicate the speed level at which the device is set:
 - One light: Speed Gear 1
 - Two lights: Speed Gear 2
 - Three lights: Speed Gear 3
 - Four lights: Speed Gear 4
- The signal lamp at the bottom of the massage gun indicates the charging status of the massage gun:
 - Red light: Charging
 - Green light: Fully Charged



Indicator light

- The signal lamp at the bottom of the massage gun will also flash every 5 seconds to indicate the power status of the massage gun, once turned on:
 - 3 flashes: Full Power
 - 2 flashes: Power is below 60%
 - 1 flash: Power is below 30%



Signal lamp