



BIENFANG® Adhesives

Ease of use and versatility

make BIENFANG® Adhesives

the premier choice for dry

mounting. Four different adhe-

sives for various applications

let you work fast and clean

with most papers, fabrics and

photos. Whatever your project

requires, BIENFANG has the

dry mounting solution.

Adhesive Features

- Activated at low temperatures
- Four adhesive choices for every application
- Both removable and permanent adhesives available
- Provides even, smooth, complete bonding
- Available in a variety of roll sizes and sheet packs

RagMount® Adhesive – Ragmount Adhesive is a heat activated adhesive with a 100% cotton rag tissue carrier. This is the only adhesive on the market today that is designed for dry mounting Giclee prints. It can also be used in mounting digital prints to fine art paper and in traditional dry mounting applications.

ColorMount® Adhesive – is a porous tissue coated on both sides with a permanent adhesive. Its “breathability” makes it ideal for both non-porous and porous materials. Specifically developed for dry mounting resin-coated (RC) photographs, both color and black and white; also excellent for mounting slick poster material, blue prints, lithographs and other smooth artwork.

BufferMount® Adhesive – The safest, most versatile adhesive is an acid-free tissue coated on both sides with a low-temperature, inert adhesive that melts during heating and bonds as it cools. Specially designed for use with reproductions, photographs and thin, delicate material such as rice paper, sheepskin, tissue and silk.

Fusion® 4000 Adhesive – is an ultra-clear, removable, thermal-activated, 100% inert, pure adhesive film that can conform around free-form shapes. Perfect for ghosting and decorative color tinting; great for mounting lithographs, newsprint, photographs (fiber-based and RC), photostats, art papers, engravings, silks, canvas and foils; also ideal for textured surfaces and fabrics.

Adhesive	Recommended Temp.
RagMount®	180°F/ 82°C
ColorMount®	190°F/ 88°C
BufferMount®	175°F/ 79°C
Fusion® 4000	175°F/ 79°C

BIENFANG® Adhesive Specifications

Product/#	Roll Sizes		Product/#	Roll Sizes	
RagMount® Adhesive			ColorMount® Adhesive -con't		
25 Sheets/Pack			616	36" x 150'	(91 cm x 45.5 m)
A430	8" x 10"	(204 mm x 254 mm)	617	36" x 300'	(91 cm x 91.0 m)
A431	11" x 14"	(280 mm x 356 mm)	618	40.5" x 150'	(1.03 m x 45.5 m)
A432	16" x 20"	(406 mm x 509 mm)	619	40.5" x 300'	(1.03 m x 91.0 m)
Rolls			H238	40.5" x 500'	(1.03 m x 152.4m)
A435	24.5" x 150'	(62 cm x 45.5 m)	620	42" x 150'	(1.07 m x 45.5 m)
A436	40.5" x 150'	(1.03 m x 45.5 m)	621	42" x 300'	(1.07 m x 91.0 m)
ColorMount® Adhesive			622	48.5" x 150'	(1.23 m x 45.5 m)
25 Sheets/Pack			623	48.5" x 300'	(1.23 m x 91.0 m)
H601	8" x 10"	(204 mm x 254 mm)	Fusion® 4000 Adhesive		
603	11" x 14"	(280 mm x 356 mm)	Rolls		
H605	16" x 20"	(406 mm x 509 mm)	355	20.5" x 90'	(52 cm x 27.3 m)
100 Sheets/Pack			356	24.5" x 90'	(62 cm x 27.3 m)
H602	8" x 10"	(204 mm x 254 mm)	357	32.5" x 90'	(83 cm x 27.3 m)
H210	8.5" x 11"	(216 mm x 280 mm)	358	40.5" x 90'	(1.03 m x 27.3 m)
604	11" x 14"	(280 mm x 356 mm)	364	48.5" x 90'	(1.23 m x 27.3 m)
606	16" x 20"	(406 mm x 509 mm)	BufferMount® Adhesive		
500 Sheets/Box			100 Sheets/Pack		
637	30" x 40"	(763 mm x 1,016 mm)	H1810	8" x 10"	(204 mm x 254 mm)
Rolls			1812	11" x 14"	(280 mm x 356 mm)
608	20" x 30'	(51 cm x 9.1 m)	1814	16" x 20"	(406 mm x 509 mm)
609	20" x 150'	(51 cm x 45.5 m)	Rolls		
613	20" x 300'	(51 cm x 91.0 m)	H1835	24.5" x 90'	(61 cm x 27.3 m)
614	24" x 150'	(61 cm x 45.5 m)	1963	24.5" x 300'	(62 cm x 91.0 m)
615	24" x 300'	(61 cm x 91.0 m)	1841	40.5" x 90'	(1.02 m x 27.3 m)
			1965	40.5" x 300"	(1.03 m x 91.0 m)
			1967	48.5" x 300'	(1.23 m x 91.0 m)

Bienfang Framing Products

A division of Elmer's Products, Inc.
2020 West Front Street
Statesville, NC 28677

Customer Service: 800-873-4868

Technical Service: 888-240-6021

Fax: 704-871-8671

Hrs. 8:00 am – 5:00 pm (EST)


www.elmers.com

www.forframersonly.com

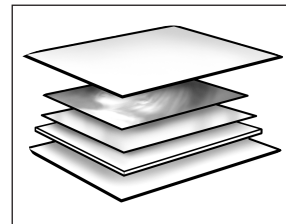
©2007 Elmer's Products, Inc.

MADE IN USA Equipment, heat-activated Adhesives and Foam Board made in USA.

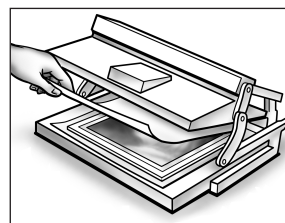
How to Mount Artwork with Dry Mounting Adhesives in a Mechanical Press




Step 1 – Preheat press to desired mounting temperature. Reduce moisture levels by placing the artwork and substrates, separately, between two sheets of kraft paper. To pre-dry: insert into closed, not locked, press for 15 seconds.



Step 2 – Place the adhesive on the back of artwork. Tack in place on the substrate with a BIENFANG® Tacking Iron. Use a piece of release paper under the iron. After tacking, place the assembled materials between two pieces of BIENFANG® Release Paper.



Step 3 – Mount artwork by placing the assembled materials between the two pieces of BIENFANG® Release Paper and inserting into the press.



Step 4 – Cool materials by placing a BIENFANG® Weight on top. Do not bend or flex until fully cooled.