



OUR PLEDGE

Let's inspire with our commitment to do what matters the most.

Responsibility matters



All VUSE CARE we are always here to answer your questions. Together with our partners, we go to great lengths to ensure that our products are only used by adults. We take all responsibility, so we can be proud of what we do.

Quality matters



We invest in testing and innovation to strive to deliver high quality products. Quality matters to us, like it matters to you.

To find out more about our commitment visit vuse.com

Disposal and Recycling

Electrical and electronic goods and batteries should not be disposed of as part of regular household waste, but should be separately collected for recovery and recycling.



A sign of quality you can trust

Since it's the vapour that you inhale and the vapour that delivers the satisfaction, it is very important for us to know exactly what our vapour contains. This is why we puff so much care and research into every eLiquid and every product we make - to ensure purity of ingredients, consistent vapour quality and satisfaction from start to finish.

So whenever you see this sign you know the vapour you inhale has been rigorously tested.

Important safety information

Always use this product in accordance with these manufacturer's instructions.
• To avoid the risk of fire, injury and/or damage to your Vuse ePod 2 or other property, only charge your Vuse ePod 2 with the equipment provided in your Vuse ePod 2 kit or with compatible Vuse charging accessories.

• Immediately stop use of this product and seek medical advice if you experience any of the following: development of an irregular heartbeat; allergic reaction such as rash, itching or swelling of the tongue, mouth or throat; feeling faint; nausea; headache; or any other unusual or adverse effect.

• Never leave your device unattended while it is charging.
• Rating input of magnetic charging cable: 5VDC, 2.0A

• This product should only be connected to a safety extra-low voltage (SELV) circuit rated at 5VDC, 0.7A.

• Children shall not play with the appliance. Cleaning and user maintenance shall not be carried out by children.
• Do not drag, crush, pierce, incinerate or immerse the device or magnetic charging cable in water.

• Do not insert foreign objects into the device.
• Protection provided by the equipment may be impaired if used in a manner not specified by the manufacturer.

• Do not use e-cigarettes when you, or anyone in the vicinity, is using oxygen.

• If you have any queries or doubts about the use of your Vuse ePod 2, or any other Vuse products, please contact the Vuse Customer Care Team.

This product is not suitable for use by:

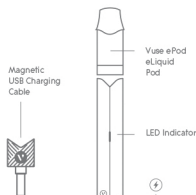
- Persons under the age of 18.
- Persons who are allergic/sensitive to nicotine and any other listed ingredients.
- Pregnant or breast-feeding women.
- Persons who should avoid using tobacco or nicotine products for medical reasons.
- Persons with an unstable heart condition, severe hypertension or diabetes.

This product is not intended for use by persons with reduced sensory, physical, or mental capabilities, or lack of experience and knowledge, unless they have been given supervision or instruction concerning use of the product by a person responsible for their safety.

KEEP OUT OF REACH OF CHILDREN AND ANIMALS. THIS PRODUCT CONTAINS NICOTINE WHICH IS A HIGHLY ADDICTIVE SUBSTANCE. THIS PRODUCT MAY BE HAZARDOUS TO HEALTH. NOT RECOMMENDED FOR NON-SMOKERS. Call a POISON CENTRE or doctor/physician if you feel unwell. * Except zero nicotine products.



Know your Vuse ePod 2



Tip

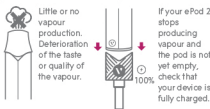
- Each pod is designed for single use. You should not attempt to refill as this may lead to leakage and damage your device.
- All Vuse eLiquids have been developed bespoke to Vuse devices for an optimal vaping experience.

Quick start



- Tips
- For optimal performance, your ePod 2 device should be fully charged before first use.
 - For optimum enjoyment and satisfaction, it is recommended to close your mouth, not resting directly on your lips.
 - When the ePod 2 is activated, the white LED will appear.
 - When you puff ends, the white LED will turn off.

When to charge your pod



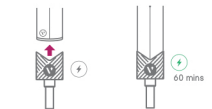
If your ePod 2 stops producing vapour and the pod is not yet empty, check that your device is fully charged.

Charge level Indicators



Tips
• Your ePod 2 device may run out of charge before the pod is finished, so don't automatically discard the pod when charging the device as there may be eLiquid in it.

How to charge your Vuse ePod 2



Connect the magnetic charging cable to the device. Connect the other end to a USB charging port/litiation. It should take no longer than 1 hour to fully charge your ePod 2 when using the correct charging input.

- Tips
- The LED indicator will show the different charge levels when charging. Never leave your device unattended when charging.

• When the LED shows continuous white the ePod 2 is discharged, the charging cable should be disconnected.

• The ePod 2 device will automatically stop charging after 3 hours.



Important product use information

- Do not use around flammable liquids or gases.
- Do not use if damaged.
- Never leave in direct sunlight or near heat sources.



- We recommend to keep your device dry during use and storage, but if you do get caught out, the Vuse ePod 2 is IPX4 rated, making it splash resistant to water.
- Only use Vuse ePod eLiquid pods with the Vuse ePod 2 device.
- Vuse ePod 2 contains a non-replaceable lithium-ion polymer rechargeable battery.
- Your ePod 2 device is designed to operate within a recommended temperature range of 0 - 35°C. If your device is operated outside of this

temperature range the performance may be intermittent, device may stop working or it could be damaged. For optimal performance, charge your device between 15 - 25°C.

- The build-up of dirt inside your Pod eLiquid pod and the top of your device may prevent you from enjoying your experience and it may disrupt normal charging. To prevent this, check and if necessary detach your pod from the ePod 2 device, clean with a dry cloth and carefully blow into the pod to dislodge any build-up of dirt.
- The device has an overvoltage, overcurrent and a short-circuit protection function.
- During activation, if the device short circuits, the LED will flash white and the device will cut the power to the pod and the vapour production will stop.
- If the device is vaped for more than 5 seconds, the LED on the device will flash 3 times.



Vuse ePod 2 device and magnetic charging cable assembled in China.
British American Tobacco (New Zealand) Limited, 80 Box 2018, Auckland 1140, New Zealand
T: 0800 897 369

vuse.com

Model number: EPOD2U



ePod 2 USER GUIDE

WELCOME TO VUSE

vuse.com

Read before use. Keep this guide for future reference.