













# VINGLI V52 Metal Swing Stand Instructions

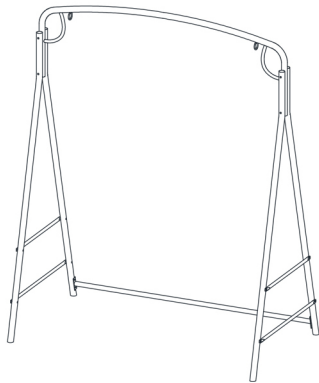
## Note:

1. Don't tighten all the screws until the last step. That will simplify your assembly.
2. Most screws are pre-fixed on the frame parts. Just unscrew them when install.

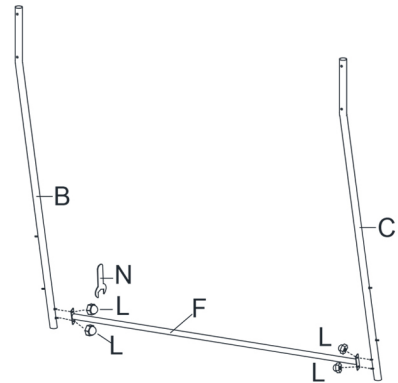
## Parts List

					
A [1 pc]	B [1 pc]	C [1 pc]	D [1 pc]	E [1 pc]	F [1 pc]
					
G [2 pcs]	H [2 pcs]	J [4 pcs] M10 X 130 mm	K [4 pcs] M10	L [12 pcs] M8	M & N [2 pcs]

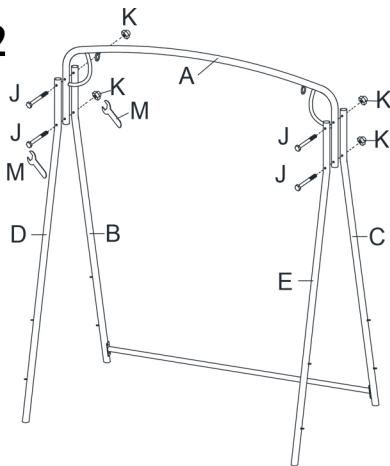
## Whole View



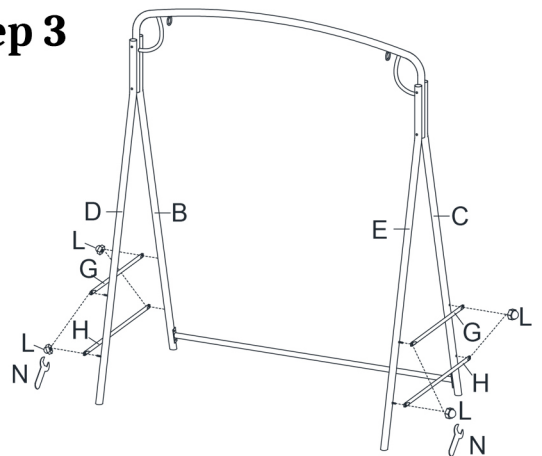
## Step 1



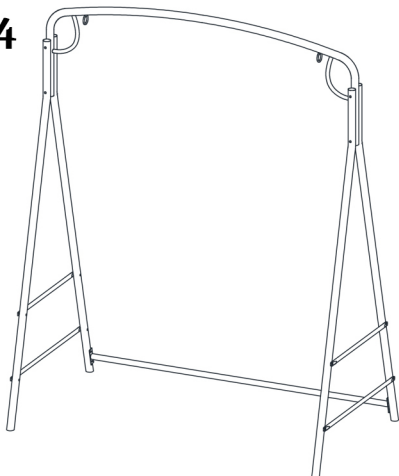
## Step 2



## Step 3



## Step 4



## Return Policy

1. If the packaging or products are damaged severely, don't waste time submitting the return request. Please contact our customer service first! we will provide timely reply and solutions for you!
2. For other quality or non-quality problems, just feel free to contact us and we will also provide timely reply.
3. For returns with any non-quality reasons, such as "no longer needed, bought by mistake" and so on, we may charge you some shipping fee when receiving the returned items.