



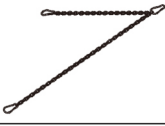




VINGLI V50 Metal Porch Swing Instructions

Note: Screws are pre-fixed on the product frame. Please unscrew them when install.

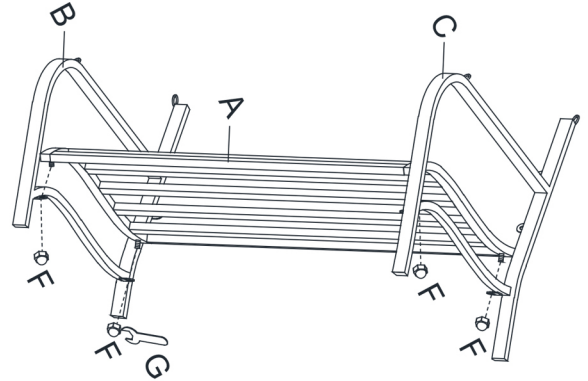
Parts List

					 M8 × 8pcs	
A [1 pc]	B [1 pc]	C [1 pc]	D [1 pc]	E [2 pcs]	F [8 pcs]	G [1 pc]

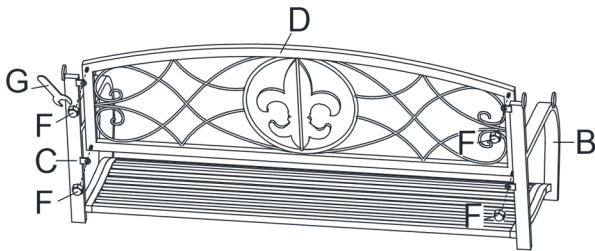
Whole View



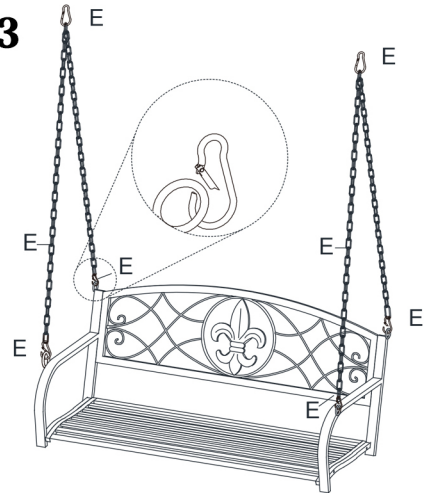
Step 1



Step 2



Step 3



Step 4



Maintenance

1. No more than 2 persons on the swing
2. Take care of the finish on the surface. Or it will be exposed to air and get rusty soon.

Return Policy

1. If the packaging or products are damaged severely, don't waste time submitting the return request. Please contact our customer service first! we will provide timely reply and solutions for you!
2. For other quality or non-quality problems, just feel free to contact us and we will also provide timely reply.
3. For returns with any non-quality reasons, such as "no longer needed, bought by mistake" and so on, we may charge you some shipping fee when receiving the returned items.