
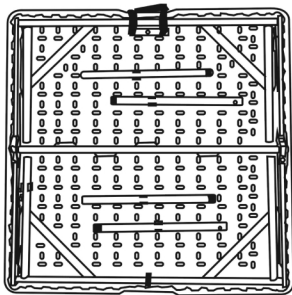


User manual

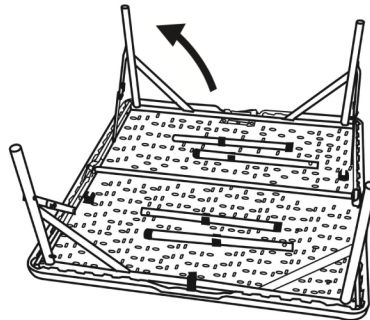
1. Take out the table from the carton



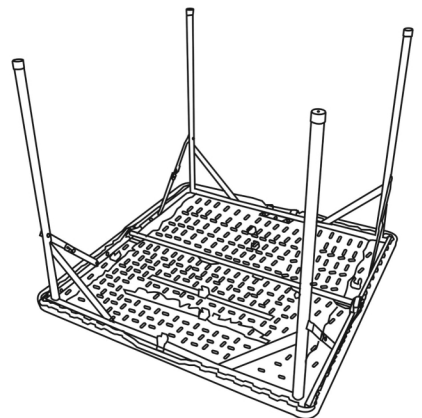
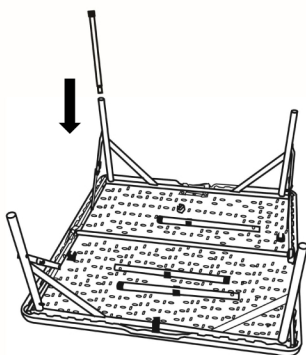
2. Put the table in flat



3. Pull up the table legs in turn and straight



4. Make the connection part in straight and insert the steel pipe



5. Press the yellow button in the middle of the table

6. Finish installation

