

# LED Semi-Cutoff Wall Pack light

Wattage & CCT Field Adjustable



## PRODUCT FEATURES:

- ❖ Optical design, greatly improved the light utilization and evenness.
- ❖ High efficiency LED Driver, voltage AC120-277.
- ❖ Cast Aluminum design, better cooling, light quality, LED Tj < 85°C.
- ❖ Adjustable power, adjustable color temperature.
- ❖ The 1-10V Dimming type is continuous.

MODEL #	
PROJECT:	
NOTES:	
DATE:	
PREPARED BY:	

## Additional Information:

- Power:30W/45W/60W/70W
- CCT : 3000K/4000K/5000K
- Light Source:2835 LEDs
- Driver: KERHAM POWER



## PRODUCT APPLICATIONS:


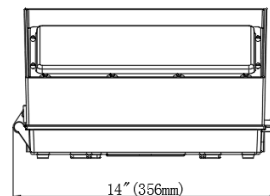
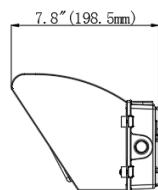
The Semi-Cutoff Wall Pack LED Lighting Series can be widely used for Indoor or Outdoor (Wet Location) Excellent for Museums, Art Galleries, Shopping Malls, Office Buildings, Walls and many other applications.

## Specifications

### WSD -30W/45W/60W/70W

Length:356MM (14")  
Width:158.8MM (6.3")  
Depth:196.5MM (7.8")  
Weight:3.12KG/6.88(lbs)

## DIMENSION:



## Packaging information

❖ **WSD-HWP34567W27-345K**  
395MMX205MMX178MM  
(15.55"X8.07"X7.01")

## Mounting

- ❖ Surface Mounting.



**WSD LED INC**  
Green Lighting Resources

**30W/45W**  
**60W/70W**


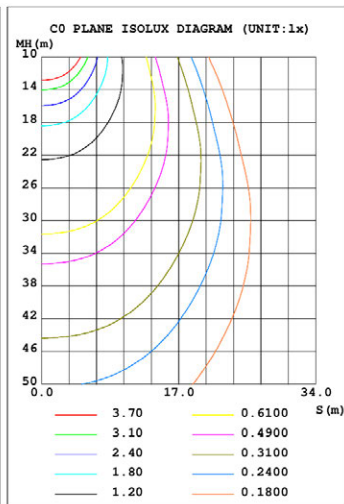
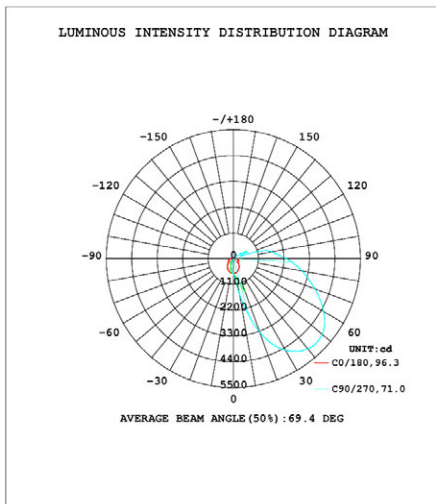
# LED Semi-Cutoff Wall Pack light

Wattage & CCT Field Adjustable

## TECHNICAL PARAMETERS:

Type	WSD-HWP34567W27-345K-D-P		
Power	30W/45W/60W/70W	Lighting Angle	69.4°
Input Voltage	AC120-277V	LED Brightness Decay	<5%/6000 hrs
PF	>0.98	Working Life	>75000 hrs
Driver Efficiency	>90%	Working Temperature	-20 - +45°C
Luminous Flux	4483Lm/5896Lm 7636Lm/8776Lm	Storage Temperature	-20 -+80°C
Color Temperature	3000K/4000K/5000K	Protection Level	Wet
CRI	Ra>70	Cable	Input Connect, No Cable
Factory Setting	Power: 70W	Color Temperature: 4000K	

## PHOTOMETRY:



## ORDERING EXAMPLE: WSD-HWP34567W27-345K-Z-P

WSD	HWP	34567W	27	345K	Z	P
Company	Product	Power	Voltage	ColorTemp	FINISH	Control
<b>WSD LED INC</b>	HWP Semi-Cutoff Wall Pack light	30W/45W 60W/70W	27 AC120-277V	3000K/4000K/5000K	<b>D</b> (Dark Bronze) <b>W</b> (White) <b>B</b> (Black) <b>S</b> (Silvery)	<b>P</b> Photocell



WSD LED INC  
Green Lighting Resources

**30W/45W**  
**60W/70W**

# LED Semi-Cutoff Wall Pack light

Wattage & CCT Field Adjustable

## Control Module:

### Adjust the switch

The LED Semi-Cutoff Wall Pack light can adjust the power and color temperature of the whole lamp, which is convenient and fast. The power and color temperature can be selected according to the actual needs of customers. For example, if I want 30W power and 4000K color temperature, You need to operate the power dip switch according to the corresponding instructions, and dial the color temperature dip switch to the middle.,In order to meet the actual needs of customers, convenient and fast.



PHOTOCELL

