

45W LED Semi-Cutoff Wall Pack



Features

- Lumileds LED, high luminous efficiency and long working life.
- High efficiency LED Driver, the wide range input voltage AC100-277V / 347V.
- Die Cast aluminium cooling design, high quality and better cooling for LED $T_j < 85^{\circ}\text{C}$.
- Excellent Optics design, greatly improve the light utilization and evenness.

Product Applications

WSD LED Semi-Cutoff Wall Pack series can be widely used in indoor or outdoor lighting (Wet location), like mechanical or electronic processing workshops, storage warehouses, steel mills, gas stations, toll booth, waiting rooms, the platforms of railway station, indoor stadiums.

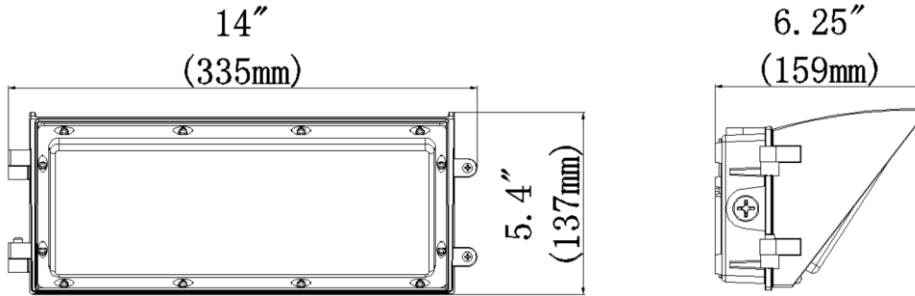


Specifications

Unit : inch(mm)

Structure Features

- Shell materials: Aluminum & PC.
- Dark Bronze/White
- Net weight : 3.0Kg (6.6 lbs)
- Product Size:335mm*137mm*159mm
- Carton Size:395mm*225mm*205mm


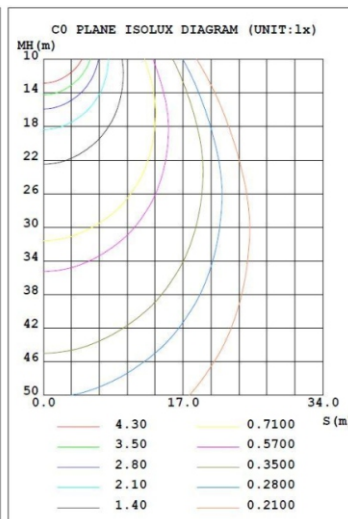
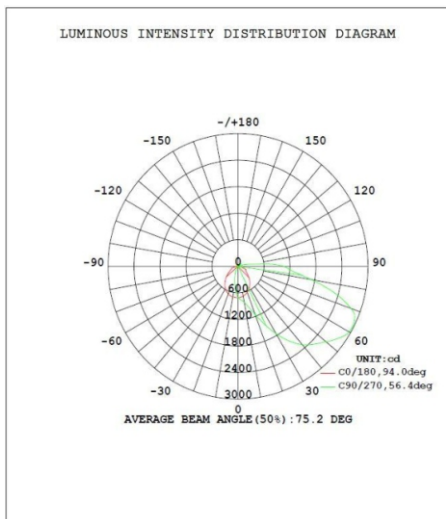


Technical Parameters

WSD-HWP45W27-XXK-Z[D,W,B,S]-Y[Blank,P]

Power	45W	Lighting Angle	56°x94°
Input Voltage	AC100-277V/347V	LED Brightness Decay	<5%/6000 hrs
PF	>0.95	Working Life	>50000 hrs
Driver Efficiency	>90%	Working Temperature	-30 - +45°C
Luminous Flux	4950 Lm	Storage Temperature	-40 - +80°C
Color Temperature	4000K/5000K	Protection Level	Wet Location/IP65
CRI	Ra>70	Cable	Input Connect, No cable

Photometry



Example:WSD-HWP45W27-XXK-Z[D,W,B,S]-Y[Blank,P]

WSD	HWP	45W	27	XXK	Z	Y
Company	Product	Power	Voltage	Color Temp	Finish	Control
	HWP	45W(45W)	27	40K(4000K)	D (Dark Bronze)	
WSD LED INC	Semi-Cutoff Wall Pack		AC100-277V 347 AC347V	50K(5000K)±500K	W (White) B (Black) S (Silvery)	Photocell