

## 200W LED Gas Station Canopy Light



### Features

- Lumileds LED, high luminous efficiency and long working life.
- High efficiency LED Driver, the wide range input voltage AC100-277V.
- Die Cast aluminium cooling design, high quality and better cooling for LED  $T_j < 85^{\circ}\text{C}$ .
- Excellent Optics design, greatly improve the light utilization and evenness.

### Product Applications

WSD LED Gas Station Canopy Light series can be widely used in outdoor lighting (Wet location), Excellent for Museums, Art Galleries, Underground parking lot, Buildings, Industrial areas, Residential areas, Schools and etc, and many more applications.

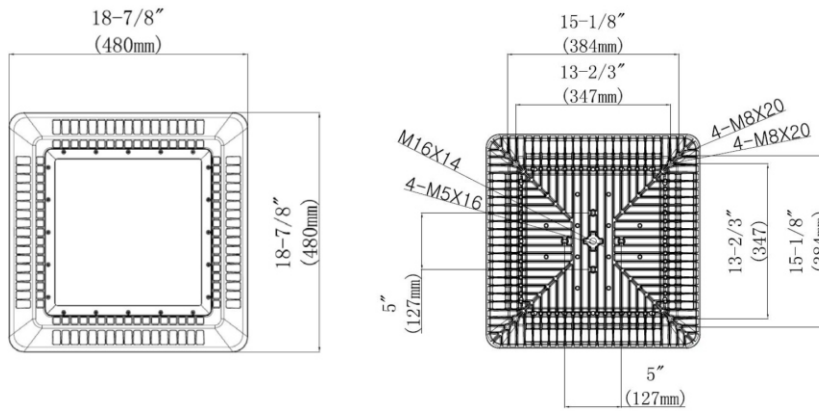


## Specifications

Unit : inch(mm)

### Structure Features

- Shell materials: Aluminum & Glass.
- Finish: Dark Bronze/White
- Net weight : 9.0Kg (19.8lbs)
- Product Size:480mm\*480mm\*40mm
- Carton Size:725mm\*550mm\*140mm


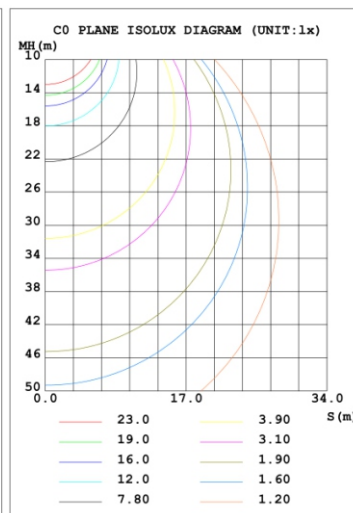
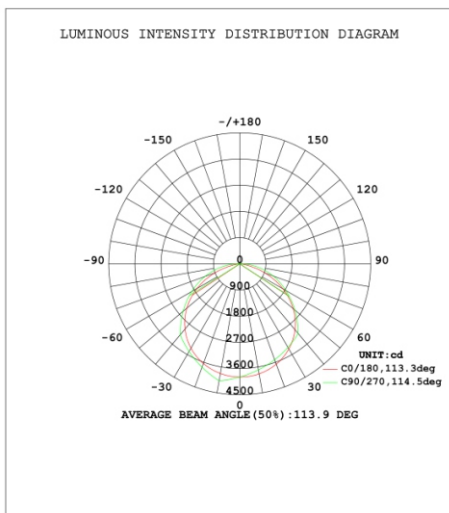


## Technical Parameters

### WSD-GSL20W27-XXK

Power	200W	Lighting Angle	113°
Input Voltage	AC100-277V	LED Brightness Decay	<5%/6000 hrs
PF	>0.95	Working Life	>50000 hrs
Driver Efficiency	>90%	Working Temperature	-30 - +45°C
Luminous Flux	30000 Lm	Storage Temperature	-40 - +80°C
Color Temperature	4000K/5000K	Protection Level	Wet Location/IP65
CRI	Ra>70	Cable	Input Connect, No cable
Optional dimming function	1-10Vdc		

## Photometry



### Example:WSD-GSL20W27-XXK

WSD	GSL	20W	27	XXK
Company	Product	Power	Voltage	Color Temp
	GSL	20W(200W)	27	40K(4000K)
WSD LED INC	Gas Station Canopy		AC100-277V	50K(5000K)±500K