


95W LED Gas Station Canopy Light



Features

- Lumileds LED, high luminous efficiency and long working life.
- High efficiency LED Driver, the wide range input voltage AC120-277V.
- Die Cast aluminium cooling design, high quality and better cooling for LED $T_j < 85^\circ\text{C}$. Excellent
- Optics design, greatly improve the light utilization and evenness.
- Motion sensor Control Available (Option).

Product Applications

WSD LED Gas Station Canopy Light series can be widely used in indoor or outdoor lighting (Wet location), Excellent for Museums, Art Galleries, Shopping Malls, Parking Garage, Buildings, The lawn, and many more applications.

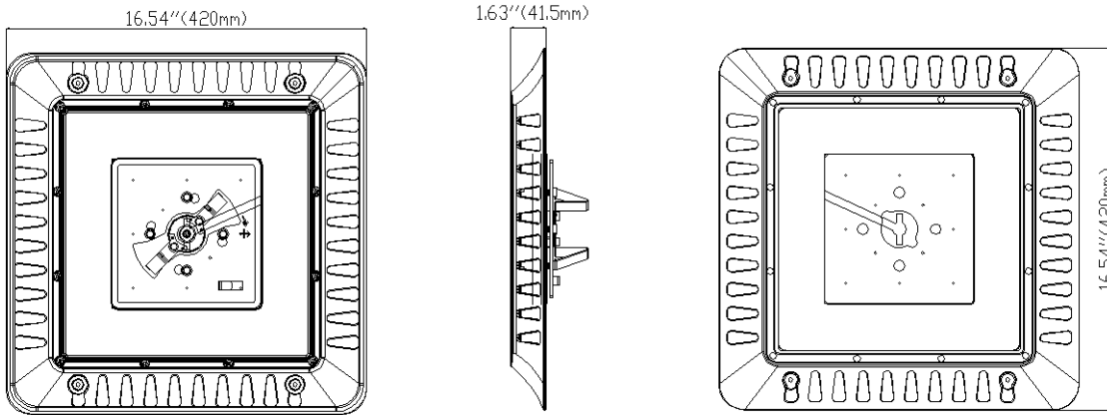


Specifications

Unit : inch(mm)

Structure Features

- Shell materials: Aluminum & Glass.
- Finish: Dark Bronze/White/Black
- Net weight : 4.475Kg (9.87 lbs)
- Product Size: 420mm*420mm*41.5mm
- Carton Size: 534mm*534mm*130mm

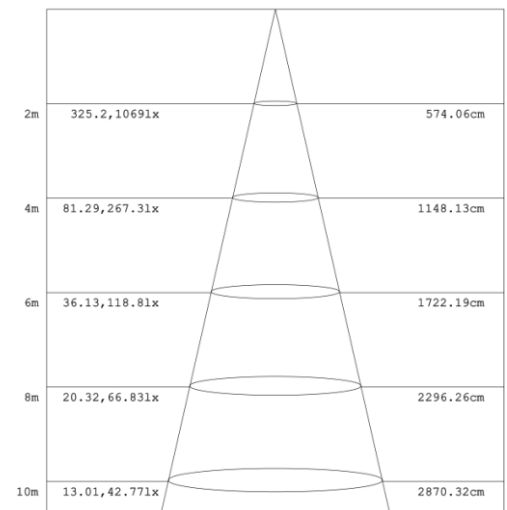
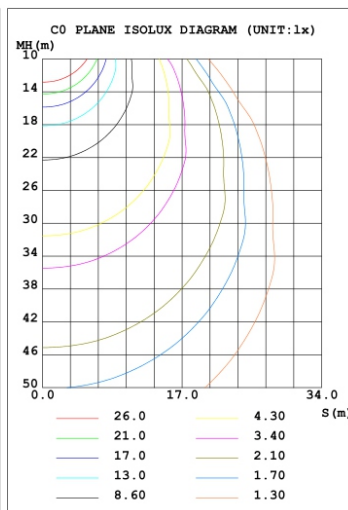
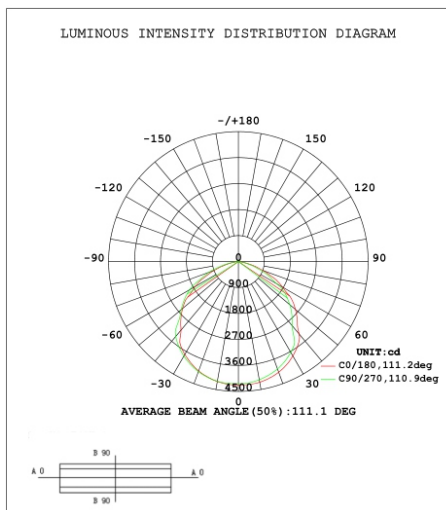


Technical Parameters

WSD-CP95W27-XXK-Z[D,W,B,S]-E[Black,M]

Power	95W	Lighting Angle	111°
Input Voltage	AC120-277V	LED Brightness Decay	<5%/6000 hrs
PF	>0.95	Working Life	>50000 hrs
Driver Efficiency	>90%	Working Temperature	-30 - +45°C
Luminous Flux	12721 Lm	Storage Temperature	-40 - +80°C
Color Temperature	4000K/5000K	Protection Level	Wet Location/IP66
CRI	Ra>70	Cable	Input Connect, 0.7m
Optional dimming function	1-10Vdc	Eff	>130lm/w

Photometry



Example:WSD-CP95W27-XXK-Z[D,W,B,S]-E[blank,M]

WSD	CP	95W	27	XXK	Z	E
Company	Product	Power	Voltage	Color Temp	Finish	Control
WSD LED INC	Gas Station Canopy	95W(95W)	AC120-277V	40K(4000K)	D (Dark Bronze)	M
				50K(5000K)±500K	W (White)	Motion sensor
					B (Black)	
					S (Silvery)	