

## 70W LED Football Full Cut Off Wall Pack



### Features

- Lumileds LED, high luminous efficiency and long working life.
- High efficiency LED Driver, the wide range input voltage AC120-277V.
- Die Cast aluminium cooling design, high quality and better cooling for LED  $T_j < 85^{\circ}\text{C}$ .
- Excellent Optics design, greatly improve the light utilization and evenness.
- Photocell Control Available (Option).

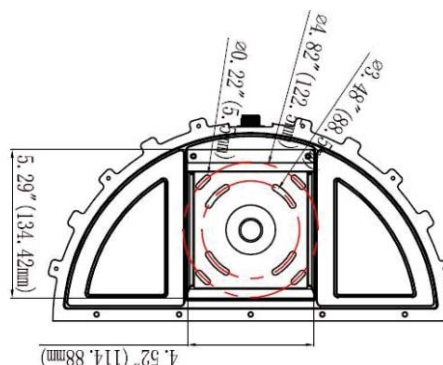
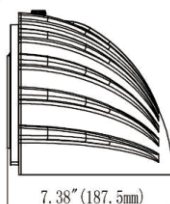
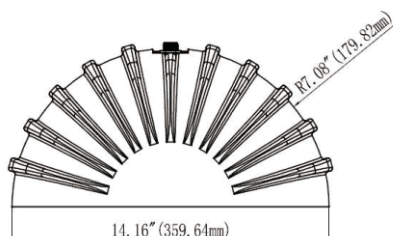
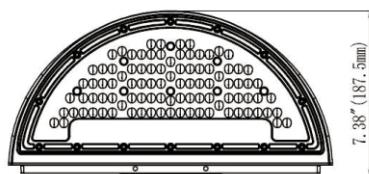
### Product Applications

LED Football Full Cut Off Wall Pack Lighting series can be widely used in indoor or outdoor lighting (Wet location), Excellent for Museums, Shopping Malls, Office Buildings, Walls, and many more applications.



## Specifications

Unit : inch(mm)



## Structure Features

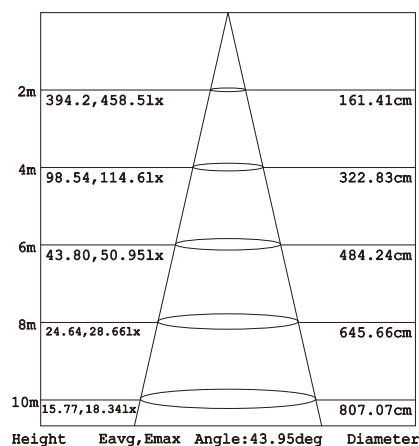
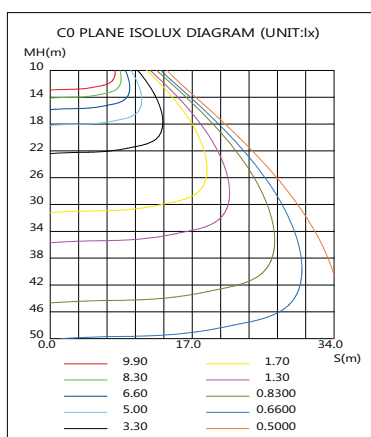
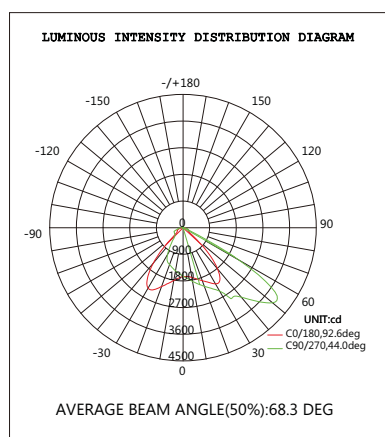
- Shell materials: Aluminum & PC.
- Finish: Dark Bronze/White
- Net weight : 4.0Kg (8.0 lbs)
- Packing Size:41cm\*24cm\*24.5cm

## Technical Parameters

### WSD-BWP70W27-XXK-Z-Y

Power	70W	Lighting Angle	45*90°
Input Voltage	AC120-277V	LED Brightness Decay	<5%/6000 hrs
PF	>0.95	Working Life	>50000 hrs
Driver Efficiency	>90%	Working Temperature	-30 - +45°C
Luminous Flux	8300Lm	Storage Temperature	-40 -+80°C
Color Temperature	4000K/5000K	Protection Level	Wet Location/IP65
CRI	Ra>80	Cable	Input Connect, 0.3 m

## Photometry



## Ordering Information

EXAMPLE: WSD-BWP70W27-XXK-Z[D,B,W]-Y[blank,P]

WSD	BWP	70W	27	XXK	Z	Y
Company	Product	Power	Voltage	Color Temp	Finish	Control
WSD	BWP	70W (70W)	27	40K (4000K)	D Dark Bronz	P
WSD LED	Football Full		AC120-277V	50K (5000K)±500	B Black	Photocell
INC	Cutoff Wall Pack				W White	