


LED Cylinder Light - DMX RGB

LOT-CL-12-13/LOT-CL-18-13/LOT-CL-24-13/
LOT-CL-30-13/LOT-CL-36-13/LOT-CL-48-13

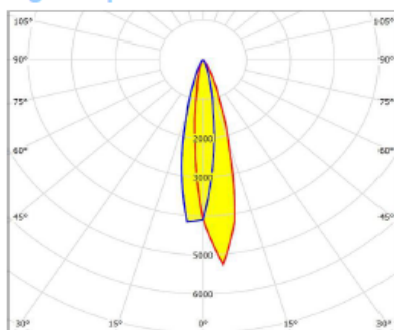


LED Cylinder Light - DMX RGB

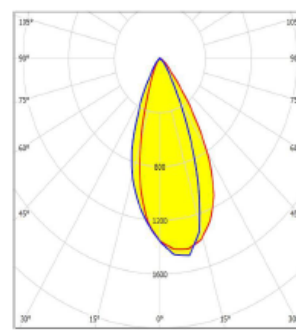
LOT-CL-12-13/LOT-CL-18-13/LOT-CL-24-13
LOT-CL-30-13/LOT-CL-36-13/LOT-CL-48-13

Product Number	LOT-CL-12-13/LOT-CL-18-13/LOT-CL-24-13/LOT-CL-30-13/LOT-CL-36-13/LOT-CL-48-13
Lumen Output	360lm - 540lm - 720lm - 900lm - 1080lm - 1440lm
Wattage	12W - 18W - 24W - 30W - 36W - 48W
Lumen Efficacy	30-50lm/w
CCT	DMX RGB
Beam Angle	15° 30° 45° 60° 90°
Input Voltage	100 - 277v
IP Rating	IP65
Size	90x260mm 108x300mm 145x300mm 160x240mm
LED Chip	Epileds

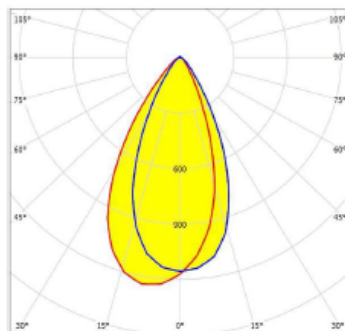
Light output:



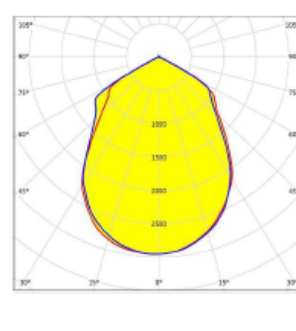
Lamp type: LED
Beam angle: 15°
Nominal lamp power : 12W
Luminous efficacy : 77.8lm/W
LOR: 100%



Lamp type: LED
Beam angle: 40°
Nominal lamp power : 30W
Luminous efficacy : 84 lm/W
LOR: 100%



Lamp type: LED
Beam angle: 60°
Nominal lamp power : 30W
Luminous efficacy : 80 lm/W
LOR: 100%



Lamp type: LED
Beam angle: 90°
Nominal lamp power : 48W
Luminous efficacy : 81 lm/W
LOR: 100%

Product Description

The LED Cylinder Light - DMX RGB provides dramatic, decorative LED lighting for entryway pillars, restaurant lighting, condominiums, hotels, lobbies, and luxury commercial properties. This RGB cylinder light is rated IP65, has a Mean Well driver, an Epileds chip, and comes in multiple angle options, with various wattages available. LED technology is UV-free and mercury-free, providing a safe environment for your property.

