


# BEATA HEUMAN


## MOHAIR



**CANYON**  
(FABMOHCYN)




**GRASS**  
(FABMOHGRS)



**MIDNIGHT**  
(FABMOHMDN)



**SAND**  
(FABMOHSND)



**SÓLLER**  
(FABMOHSOR)

### GENERAL INFO:

Mohair is made with fibres from the coat of Angora goats. Due to this, the below characteristics can occur; these are not faults but rather hallmarks of the natural character and authenticity of mohair velvets.

- Due to the structure of the mohair fiber, small knots may occasionally appear during spinning and weaving.
- A few single black or white hairs of the Angora goat may be visible in the fabric here and there as these sometimes do not take the dye.

Additionally:

- Mohair is naturally crease resistant. Creases can occur in transit from time to time, but can be steamed out with ease prior to use.
- The look of 'shading' can occur through tension created in the fabric when stretched for upholstery. This can be brushed out with a moist cloth, or with steaming of the entire piece.
- Fabrics are cut to your desired length and are therefore a bespoke and non-returnable item.
- No claims for faulty fabrics can be made after the fabrics have been cut for application.
- All intellectual property rights in designs are owned by Beata Heuman Limited.

### GENERAL CARE ADVICE:

Dust and dirt can settle on upholstery/drapery - these fabrics should be cleaned regularly to maintain the appearance and optimum life span. Regular cleaning can be carried out by:

- Vacuuming with a nozzle, always in the direction of the nap.
- Brushing with a hard clothes brush.
- Removal of stains.

The fundamental cleaning should be undertaken by an expert specialised in cleaning upholstery fabrics. Depending on the degree of dirt and the color of the fabric, a fundamental cleaning is advisable every 4-5 years.

### STAIN REMOVAL:

It is advised that you consult a professional upholstery cleaner should any stains/marks occur; however it is possible to remove some minor stains yourself:

- Damp stains should be treated as soon as they happen with a white/non dyed absorbent cloth or tissue, damp with luke warm water.
- The fabric should be left to dry thoroughly - at least 24 hours - before being used again.

If this doesn't work, we'd advise you to revert back to your upholsterer/maker, or consult a professional upholstery cleaner.

### TREATMENT OF MARKS DUE TO WEAR AND TEAR:

When not regularly maintained, mohair velvets will show pile tangling and matting in certain well worn areas - such as seats - over time. This can be seen as a change of shade. By sitting, pressure is exerted onto the velvet fabric forcing the nap in different directions; this along with the heat and moisture from a body, and the type of stuffing of the upholstery; can cause a change in direction which is also recognisable as a change in colour. This is a typical property of velvets and is neither indicative of a defect or inferior quality. The effect can be removed by:

- Applying a damp cloth over night which will restore the fibres.
- Spraying the fabric with distilled water for a few seconds, at a distance of around 20cm away and leaving to dry overnight.

In both instances the user should make sure:

- The fabric is absolutely clean prior to treatment
- The sprayed water/damp cloth is applied to the whole surface evenly, even where treatment isn't needed, to ensure shading/colour variation doesn't occur.
- The fabric must be completely dry before used again (left for at least 24 hours).

### FIRE RATING:

- All our fabrics have passed the Cigarette FR test, but for upholstery need to be used in combination with a suitable FR interliner or backing to meet relevant FR standards.

PRODUCT:	DESCRIPTION & DETAILS:	REVISION:
Category: Fabric Product: Mohair	Fabric width: 145cm Usable width: 140cm Composition: 100% mohair pile, 100% cotton backing. Overall composition: 69% mohair, 31% cotton Application: Upholstery, soft furnishings, curtains and drapery Characteristics: Non flammable, durable, lightweight.	Rev A: 25.10.23