



**BLACK  
MAGIC**

# TOUGH ON THE ROAD



# BE THE STRONGEST. ALWAYS.



**Great at staying in place. And has great style to boot.**

**HELLA Black Magic Light Bars** stay where they're mounted – thanks to the right bracket. The scope of delivery of the 14 different light bars includes side brackets for screw mounting. From a length of 40 inches, HELLA recommends secure four-point mounting with the extra brackets: the sets for "Slim" or

"Double Row" each consist of two brackets and two sets of screws – and can be mounted quickly. Simply insert them into the headlamp guide rail, tighten the screws and secure! Of course, they have a stylish design: black down to the final detail.





# **BLACK ON THE OUTSIDE.** BRIGHT ON THE INSIDE.

## **Everything is in the right light, thanks to a sophisticated reflector design and power LED.**

External strength combined with internal high performance: the perfect combination for the road. HELLA Black Magic Light Bars with ECE road approval equip trucks and cars with what they need for the dark: the best light. With up to 80 LEDs and 9,200 lumens, HELLA Black Magic Light Bars are up to any challenge.

Our light bars are available in 14 different versions: as "Slim", "Double Row" and, for the first time, also as "Slim Curved" or "Double Row Curved" – and all the versions are also available in different lengths. There's a suitable model for every vehicle and requirement.

The HELLA Black Magic Light Bars look great on the roads, especially when mounted in pairs on the roof bar, plus they're also suitable for any form of off-road application.


**Beauty comes from within – however, with Black Magic, it also comes from the outside too.**


In true heavy-duty style, HELLA Black Magic Light Bars make a visual statement: completely black design down to the last screw, robust construction, powerful performance and therefore powerful light on and off the roads – **HELLA Black Magic.**

# STRONG ON THE ROAD, AND RESILIENT.

**Heavy-duty design for the toughest requirements.  
Resilient to it all.**

Not squeamish at all: HELLA Black Magic Light Bars are real heavyweights. And nothing is going to knock them down in a hurry, not even the toughest conditions on the roads or even off-road. Their robust design makes them particularly durable. They're part of the highest dust and water resistance class: they can withstand anything. A bit of dirt? Not a problem: that's what makes driving so much fun.






# STRONG. STROOONG. STROOOOOOOOONG.

**Whether you use just one or several, Black Magic is the right choice for every situation.**

Slim, double row or curved? The light bars aren't the only thing that's strong, so is the range available. Thanks to the variety of HELLA Black Magic Light Bars available, there's a suitable solution for every requirement. There's a suitable light bar model for every car and every truck. And the best part is that the HELLA Black Magic Light Bars are mounted in pairs for use on the road, making them twice as beautiful.



# STRENGTH FROM ITS MOST BEAUTIFUL SIDE.

**Whichever way you look at it, you see  
black. And that's beautiful!**

It's quite simple: everything is black – from every angle and perspective. But the design with subtle HELLA branding isn't the only unmistakable feature: thanks to the mounting angle, which has flexible adjustment, the HELLA Black Magic Light Bars are as individual as possible. From a length of 20 inches, they're suitable for upright and pendant mounting – absolutely flexible, absolutely adaptable. That's freedom.





# UNIQUE TENSIONCURVE. **WITH CORNERS AND EDGES.**

**Really stable. And really elegant.  
All at the same time.**

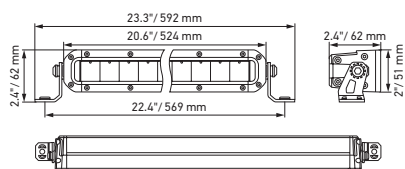
Curved elegance that has power: As of now, HELLA Black Magic Light Bars are available for the first time in six "curved" variants with approval for use on the road. The big advantage is that they enable an even wider light diffusion. With their sweeping design, they also add a touch of black extravagance to any vehicle.



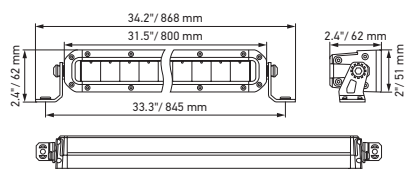


# IN TOP SHAPE. 14 TIMES DIFFERENT.

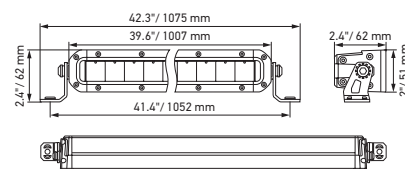
**Black Magic 20" Slim Lightbar**



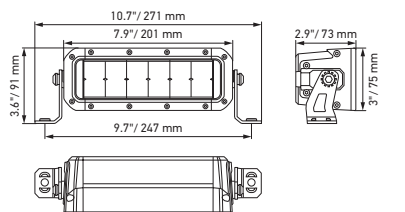
**Black Magic 32" Slim Lightbar**



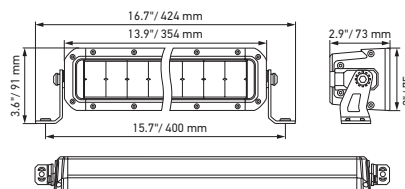
**Black Magic 40" Slim Lightbar**



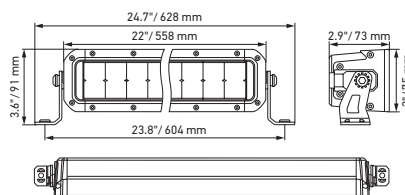
**Black Magic 7" Double Row Mini Lightbar**



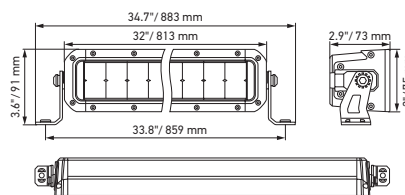
**Black Magic 13" Double Row Mini Lightbar**



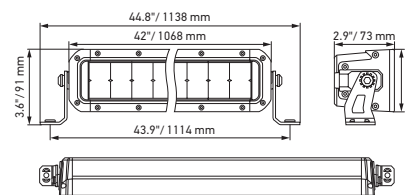
**Black Magic 21.5" Double Row Lightbar**



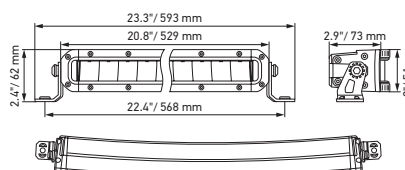
**Black Magic 30" Double Row Lightbar**



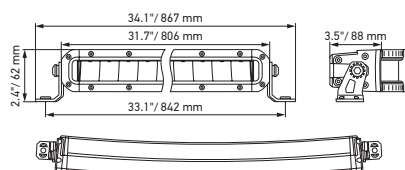
**Black Magic 40" Double Row Lightbar**



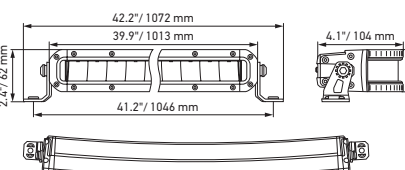
**Black Magic 20" Slim Curved Lightbar**



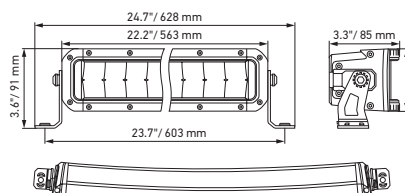
**Black Magic 32" Slim Curved Lightbar**



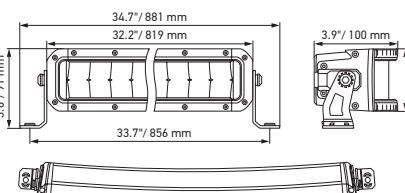
**Black Magic 40" Slim Curved Lightbar**



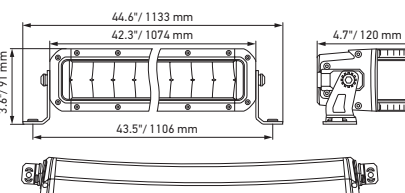
**Black Magic 21.5" Double Row Curved Lightbar**



**Black Magic 30" Double Row Curved Lightbar**



**Black Magic 40" Double Row Curved Lightbar**



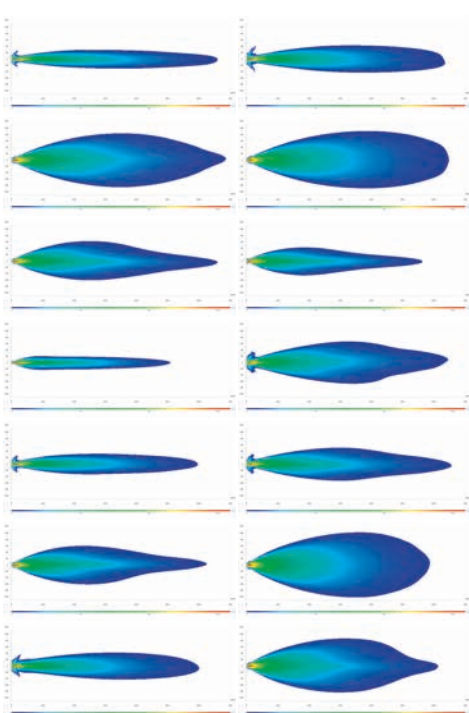


# THE STREET LIGHTS UP. AND THE CAR PARK. AND THE MEADOW. AND THE FOREST. AND THE LOADING RAMP. AND THE SIDE STREET. AND THE SIDE LANE. AND THE RIGHT PATH.

**Nothing is left in the dark.**

An infinite number of requirements, 14 answers, 14 different light distributions: HELLA Black Magic Light Bars for cars and trucks cover almost all applications and bring light to the darkness – with strength, confidence and efficiency. And this also makes them **the powerful ones on the street.**

The right light for every route.  
Even for side streets.



# TECHNICAL DETAILS

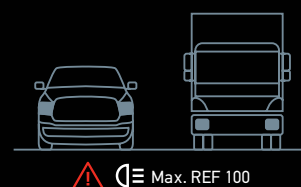
Technical data	
Rated voltage	Multi-voltage
Operating voltage	10 – 30 V
Light function	High beam (ECE-R149)
Light source	LED
Colour temperature	5,700 kelvin
Material	Aluminium, black stainless steel holder
Degree of protection	IP 68, IP 69K
EMC protection	ECE-R10
Mounting	Upright/pendant
Connection	2 m cable with open ends
Mounting type	Screw mounting
Application	1) For public roads: lorries, cars, SUVs (please observe the applicable legal regulations) 2) For vehicles used off-road, such as all-terrain vehicles, pick-ups, trucks, buggies, quads



## ACCESSORIES

(not included in delivery)

Product Image	Description	Part Number
	<p>The bracket set for rear mounting is recommended as a mounting accessory for additional support of the LED Light Bars in the lengths: 40", 50" and 52".</p> <p>The set includes two holders and two sets of screws. The brackets are inserted into the headlamp's guide rail and securely fastened in the desired position using the screws.</p>	
	Holder set for light bar version "Slim Row"	<b>8HG 358 176-371</b>
	Holder set for light bar version "Double Row"	<b>8HG 358 176-381</b>



Max. REF 100

## PROGRAM OVERVIEW

Product Image	Description	Part Number	VPE*
<b>Black Magic Slim Lightbar</b>			
	20" Slim Light Bar, eTSS, ECE ref. 50	1FJ 358 196-301	1
	32" Slim Light Bar, eTSS, ECE ref. 50	1FJ 358 196-311	1
	40" Slim Light Bar, eTSS, ECE ref. 50	1FJ 358 196-321**	1
<b>Black Magic Double Row Mini Lightbar/Black Magic Double Row Lightbar</b>			
	7" Double Row Mini Light Bar, eTSD, ECE ref. 30	1FJ 358 196-451	1
	13" Double Row Mini Light Bar, eTSD, ECE ref. 40	1FJ 358 196-461	1
	21.5" Double Row Light Bar, eTSD, ECE ref. 45	1FJ 358 196-401	1
	30" Double Row Light Bar, eTSD, ECE ref. 45	1FJ 358 196-411	1
	40" Double Row Light Bar, eTSD, ECE ref. 50	1FJ 358 196-421**	1
<b>Black Magic Slim Curved Lightbar</b>			
	20" Slim Curved Lightbar, eTCS, ECE ref. 45	1FJ 358 196-501	1
	32" Slim Curved Lightbar, eTCS, ECE ref. 50	1FJ 358 196-511	1
	40" Slim Curved Lightbar, eTCS, ECE ref. 50	1FJ 358 196-521**	1
<b>Black Magic Double Row Curved Lightbar</b>			
	21.5" Double Row Curved Light Bar, eTCD, ECE ref. 45	1FJ 358 196-601	1
	30" Double Row Curved Light Bar, eTCD, ECE ref. 40	1FJ 358 196-611	1
	40" Double Row Curved Light Bar, eTCD, ECE ref. 45	1FJ 358 196-621**	1

\* Packaging unit

\*\* For stable four-point mounting of the Light Bar from 40", we recommend the accessory bracket set on page 10.

**HELLA Limited**

Unit 6 Appletree Industrial Estate  
Chipping Warden  
Banbury, Oxon  
OX17 1LL  
England, UK  
Tel.: (01295) 662400  
Fax: 0800 7832571  
E-mail: [hella.sales@hella.com](mailto:hella.sales@hella.com)  
Website: [www.hella.co.uk](http://www.hella.co.uk)

© HELLA KGaA Hueck & Co., Lippstadt  
9Z2 999 143-385 J1897/KB/11.22/0.5  
Printed in Germany  
Subject to technical and price modifications.