



US00D582592S

(12) **United States Design Patent**
Opolka

(10) **Patent No.:** **US D582,592 S**

(45) **Date of Patent:** **** Dec. 9, 2008**

(54) **FLASHLIGHT**

(75) Inventor: **Rainer Opolka**, Solingen (DE)

(73) Assignee: **Zweibruder Optoelectronics GmbH**, Solingen (DE)

(**) Term: **14 Years**

(21) Appl. No.: **29/320,390**

(22) Filed: **Jun. 26, 2008**

(30) **Foreign Application Priority Data**

Feb. 11, 2008 (EM) 000876552-0001

(51) **LOC (8) Cl.** **26-02**

(52) **U.S. Cl.** **D26/49**

(58) **Field of Classification Search** D26/37-50;
362/157, 158, 171-174, 183-208
See application file for complete search history.

(56) **References Cited**

U.S. PATENT DOCUMENTS

D410,761 S * 6/1999 Chiu D26/49

D420,457 S * 2/2000 Breit D26/49
D443,090 S * 5/2001 Lam D26/49
D558,907 S * 1/2008 Liu D26/49

* cited by examiner

Primary Examiner—Marcus A. Jackson

(74) *Attorney, Agent, or Firm*—Andrew Wilford

(57) **CLAIM**

The ornamental design for a flashlight, as shown and described.

DESCRIPTION

FIG. 1 is a perspective view from the front of the flashlight according to the invention;

FIG. 2 is a top view of the flashlight;

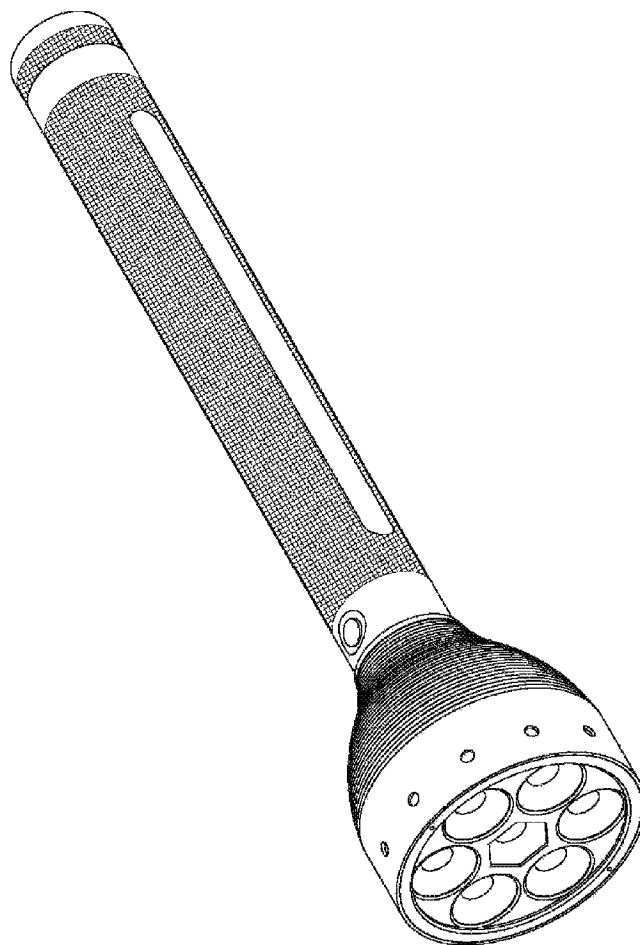
FIG. 3 is a bottom view of the flashlight;

FIG. 4 is a left-side view of the flashlight, the right-side view being mirror-symmetrically identical;

FIG. 5 is a large-scale front-end view of the flashlight; and,

FIG. 6 is a large-scale rear-end view of the flashlight.

1 Claim, 5 Drawing Sheets



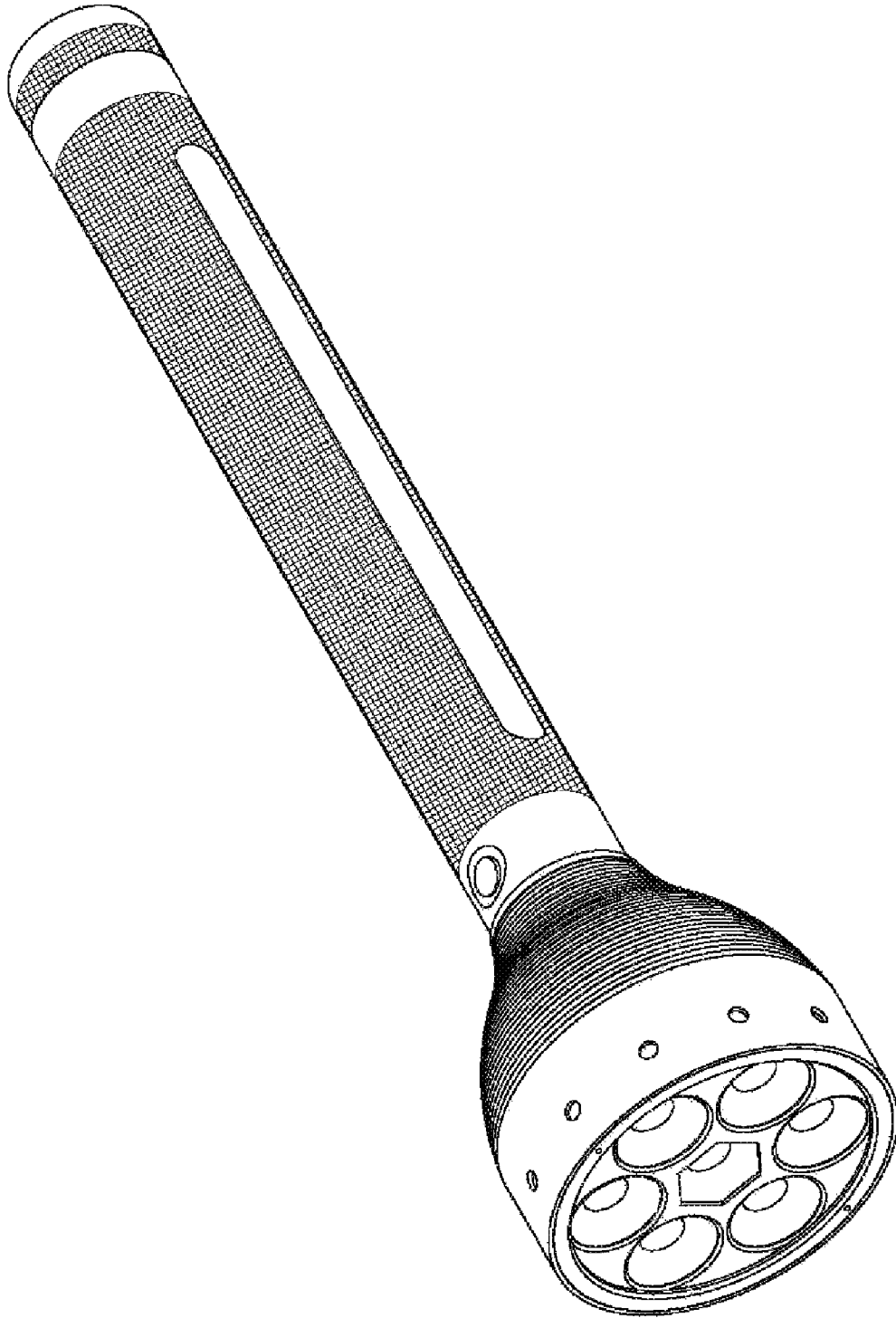


Fig. 1

Fig. 2

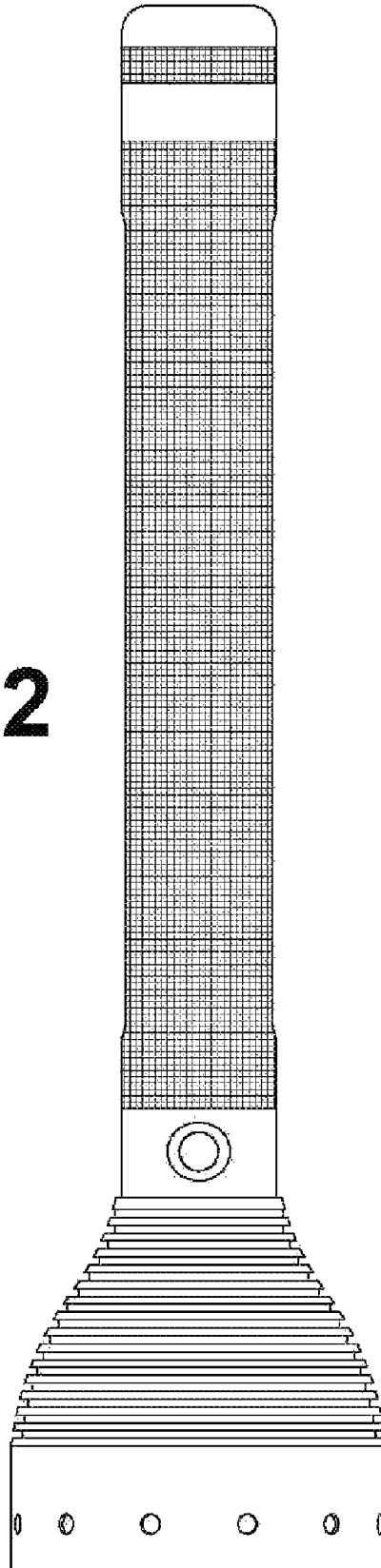


Fig. 3




Fig. 4

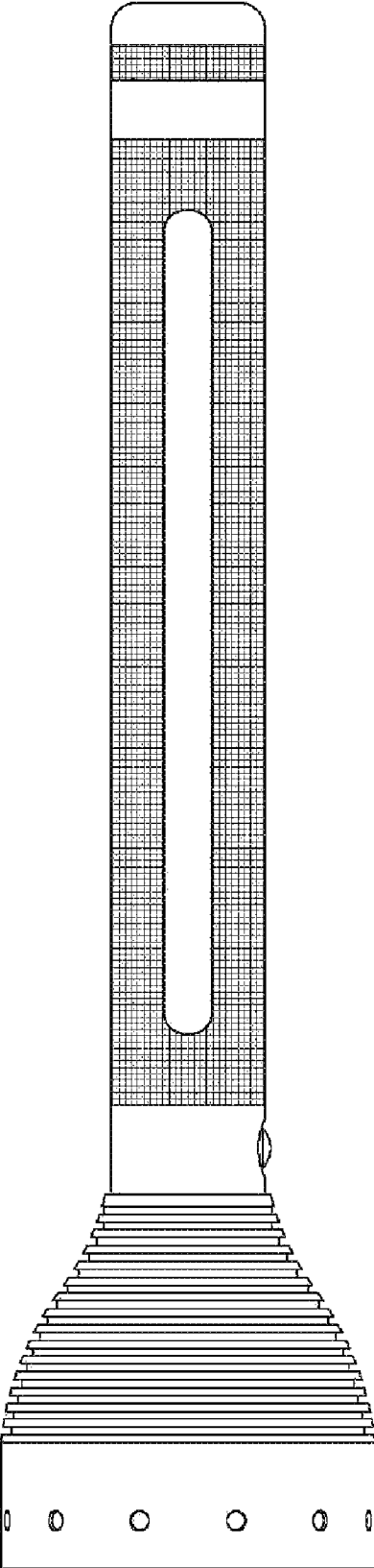


Fig. 5




Fig. 6

