



# FIBROPOOL

## SWIMMING POOL PUMPS

### INSTRUCTION MANUAL

#### FP SERIES PUMPS



# IMPORTANT SAFETY INSTRUCTIONS

## 1.General

These instructions are for correct installation, and optimum performance of the POOL PUMPS. These are single-stage centrifugal pumps designed to operate with pool equipment;

- Sand Filters
- Cartridge Filters
- Mod Media Filters
- DE Filters.
- Maximum operating water temperature is 120°F
- Compatible with both CHLORINE or SALT WATER SYSTEMS

## 2.Installation



- Should be installed horizontally.
- The suction, pipe of the pump should be as short as possible. The rating label must be visible after installation.
- Must be permanently connected to fixed wiring. Part including electrical components except remote control devices must be located or fixed so that they cannot into bath.
- Ground and Bonding must BOTH be connected.

## 3. Pipe Assembly

- The suction and discharge pipes should not put any stress on the pump.
- Included fittings are designed to seal once installed. Please Hand tighten and then turn ¼ turn by water pump pliers.

## 4.Electrical connection



- The electrical system must be in accordance with local building and electrical codes.
- A service disconnect is required within reach of the unit.
- Wiring and breaker size, as per local codes.
- The equipotential BONDING between the pool and the pump must be made.
- Wire serving as equipotential bonding conductors shall be a BARE Copper Wire, #8 or thicker.

## 5.Controls Prior to initial Start-Up



- Verify that the pump shaft turns freely.
- Check that the mains voltage and frequency are according to the name plate. ( 240 VAC at the

- terminals)
- Prime pump with pool water, by filling the strainer pot.
- THE PUMP SHOULD NEVER OPERATE DRY.

## 6.Start-Up

Turn on the pump switch, and observe the water flow within 30 seconds. If there is no water flow visible within 30 seconds, turn off the pump and Prime with pool water ( fill the strainer pot with pool water) again. After 3 attempts, if there is no water flow, there must be a clog in the pipes, or an air leak on the the suction side.

## 7.Maintenance and Winterization



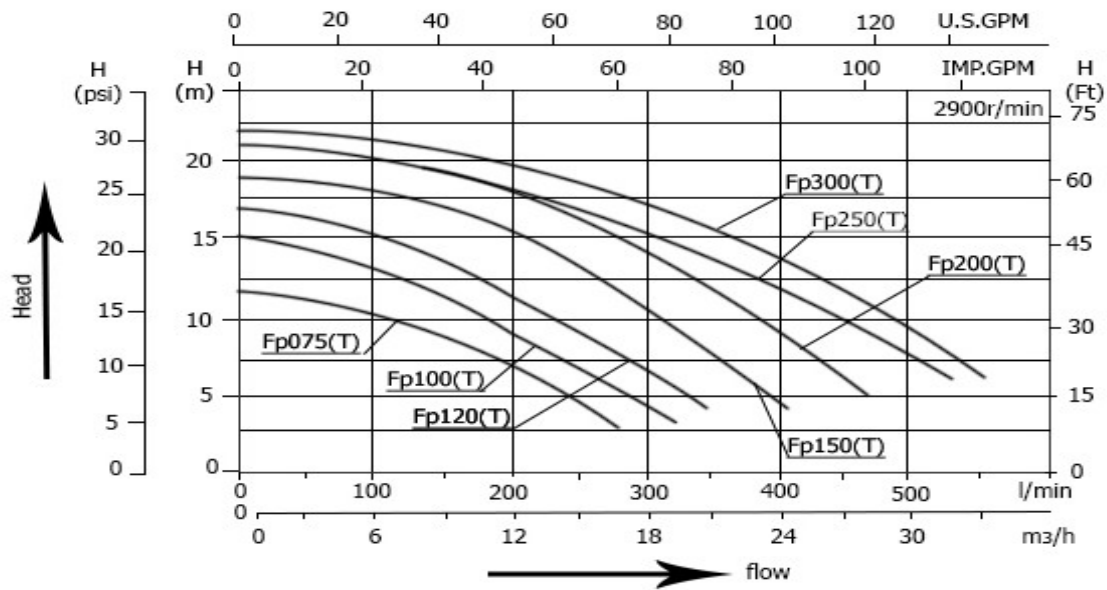
- Our pumps do not require any special maintenance or programming.

If the pump will be Winterized, it is recommended to disassemble, clean and store it in a dry, well-ventilated place. If this is not practice, please be sure to drain all the water from the pump

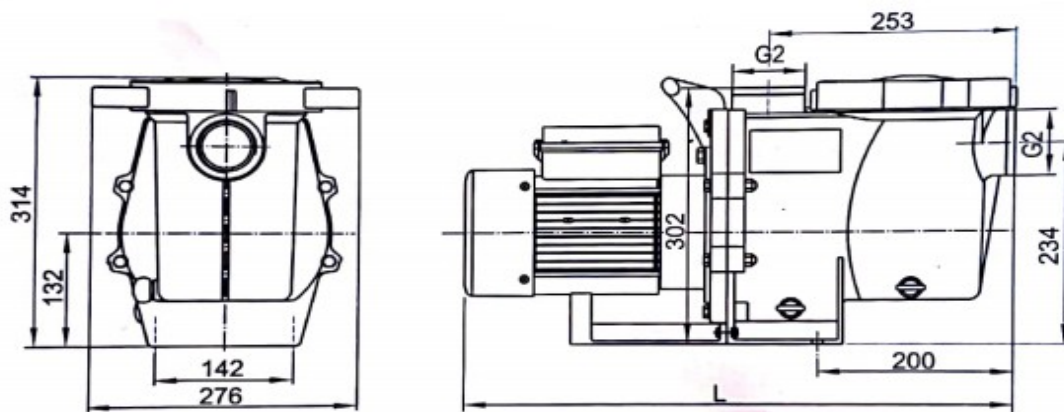
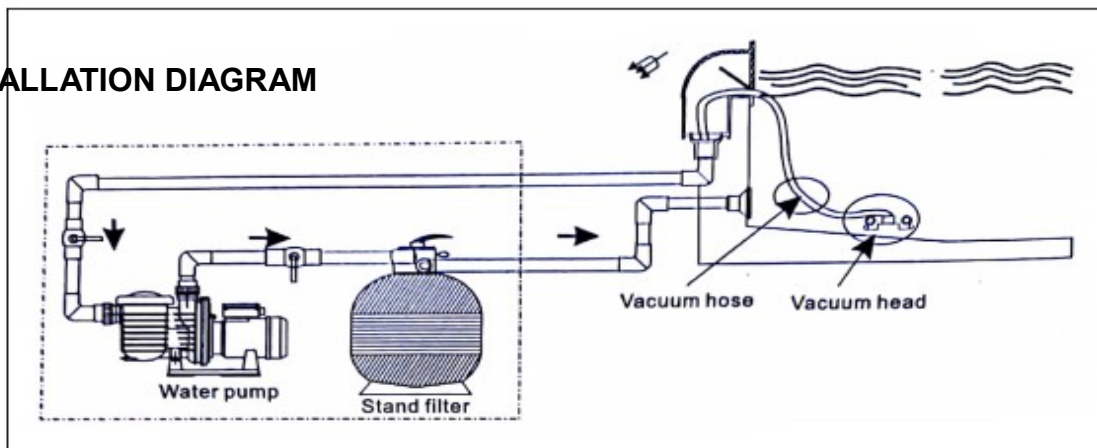
## 8.Trouble Shooting Guide

SYMPTON	POSSIBLE CAUSE	CHECK
PUMP DOES NO TURN	NO POWER TO PUMP	<ul style="list-style-type: none"> <li>• Incoming power to the pump</li> <li>• Is circuit breaker on?</li> <li>• Is the capacitor swollen, or burst open?</li> </ul>
	MOTOR HUMMING BUT NOT TURNING	<ul style="list-style-type: none"> <li>• Is the motor shaft free? Check for obstructions to the motor fan blade, or impeller.</li> <li>•</li> </ul>
PUMP NOT PUMPING PROPERLY	BLOCKAGE OR LEAK	<ul style="list-style-type: none"> <li>• Are the unions on tight and o rings in place?</li> <li>• Is the suction (skimmer or Main Drain cover) blocked??</li> <li>• Is the pump basket clean?</li> <li>• Is the pumps impeller clean?</li> <li>• Is there a leak in piping or the pump?</li> </ul>
	LOW VOLTAGE	<ul style="list-style-type: none"> <li>• Is the proper voltage applied to the pump?</li> <li>• Is there an extension cord being used?</li> </ul>

## PERFORMANCE CURVE



## INSTALLATION DIAGRAM



## PUMP DIMENSIONS, in millimeters

**All Port are threaded for UNIONS. Please use the supplied adapters- UNIONS**

Model	Flow Rate (GPM)	Head (ft)	Power (P1)		Single Phase	
			kW	Hp	Voltage	Hertz
Fp75(T)	75	40	0.55	0.75	120	60
Fp100(T)	83	49	0.75	1	240	60
Fp120(T)	88	56	0.9	1.2	240	60
Fp150(T)	105	62	1.1	1.5	240	60
Fp200(T)	125	69	1.5	2	240	60
Fp250(T)	140	69	1.85	2.5	240	60
Fp300(T)	145	72	2.2	3	240	60

## FIBROPOOL WARRANTY

This warranty certificate applies to all products manufactured by/for Fibropool Co. LLC.

**Pumps:** AT, SB, SS, SC series; Parts only; Motors: 1 year; Shaft seals: 1 season (See note 2); Plastic components: 1 year full, 2-3 years prorated (See note 1); Basket: 1 year (See note 2) \*\*no labor coverage\*\*  
**Filters:** Parts only; Tank: 1 year (See note 1); Tank internals, laterals, stand pipe, hub: 1 year; Drain plug assembly: 1 year; O rings: 1 year (see note 2); Valves: 1 year (See note 1 & 2); Pressure Gauge: 1 year. \*\* no labor coverage\*\*

**Automatic Pool Cleaners:** 1 year. Parts only, no labor coverage

**Automatic pool cleaner hoses:** Hose Links: 1 season (See note 3)

**Skimmers/ Return Fittings/ Chlorine dispensers:** Body: 1 season; Gaskets: 1 season; Tubes: 1 Season; Screws: 1 season; O rings: 1 Season.  
 Fountains: 1 Season.

**Cleaning equipment -** Vacuum Heads/ Brushes/ Leaf Eaters/ Vacuum Hoses: 1 Season. See notes

**Note 1:** Freeze expansion damage, caused by retained water freezing in the unit is not covered by this warranty

**Note 2:** Chemical corrosion caused by improper maintenance/dispensing/containment of chlorine, acid, soda, etc. is not covered by this warranty.

**Note 3:** Seasonal warranty begins on the date of purchase and ends on Dec 31 st of the same year.

**Note 4:** Scuff, rip, tear and overexposure to ultraviolet rays is not covered by this warranty.

Warranty Coverage begins on:

The date of installation, if installed by a licensed/competent professional.

On the day of the sale, if installed by the end user

**PROOF OF PURCHASE REQUIRED FOR WARRANTY COVERAGE**

Prorated Warranty:

10 YEARS; Decrease by 10% per year.(IE, 90% coverage 2nd year)

3 YEARS; Decrease by 33.33% per year. (IE 66.7 percent coverage 2nd year)

Above mentioned warranties apply only to the original purchaser. Warranty is non-transferable.

Fibropool will have the option to repair or replace the item if found to be defective after inspection.

Purchaser is responsible for shipping cost to and from the nearest warranty/repair center

FIBROPOOL WILL NOT BE HELD RESPONSIBLE FOR ANY CONSEQUENTIAL, INCIDENTAL OR CONTINGENT DAMAGES

Some states do not allow exclusion of incidental and consequential damages and on how long implied warranty lasts; so above conditions and limitations may not apply to you. This warranty grants you specific rights which may vary from state by state.

PLEASE RETAIN THE UPPER PORTION OF THIS SHEET AND MAIL THE BOTTOM PORTION TO: Fibropool LLC. PO Box 2425, Bay Saint Louis, MS 39520 USA

Toll free: 1-877 342 7676

Fax: +1-201 328 3300

Email: support@fibropool.com

----- cut here -----

Customer Name			
Address			
City	State/Province	Zip/Post code	Country
Email Address		Phone Number	
Item Purchased		Serial Number (if applicable)	
Date of Purchase	Dealer/Retailer		
Installer name/contact information (if other than customer/homeowner)			

V2017-2