



# Creative Journey

SUMMER 2019

featuring *The Collection*  
Beadshop Design Team



*“You can’t use up creativity. The more you use, the more you have.” -- Maya Angelou*

Come along with us on a Creative Journey as we explore some of our finest products - some old favorites and some new “say something” treasures. The Collection is a collaborative effort of the Beadshop Design Team and includes new designs to inspire, motivate, and encourage your best creativity. Embark on your own Creative Journey and produce a masterpiece. Be inspired, dream and imagine... then Create!

*-- Alley Mori*



The process of creating, for me, is an incredible surge of energy that channels what I can only call love. Despite its challenges, it is an expression of everything positive that resides within me.

*-- Faye Luxemburg-Hyam*

My first memory of being creative was coloring on the back of my dresser after being sent to my room. I was probably 3yrs old. So, I guess being creative is just part of me. It pushes me to learn, to explore, to challenge myself and to accept limitations. I am so grateful that today’s technology has allowed Beadshop.com and The Beadtable to be so far reaching. The connections we have made mean more than you’ll ever know.

*-- Kim Golias*

To me, creativity has always felt like something I tap into. It’s not something I own. It isn’t something I can call up anytime. It’s definitely not something I control. It’s something I keep chasing after and trying to find. It has its own schedule! My journal of scribbles and very rough sketches is a testimony to that. Sometimes I don’t understand my own scribbles from the day before. Sometimes I lose the trail and have to find it again. Lots of times, my ideas don’t work as I dreamed they would. One trick I’ve found that keeps me going and helps more than anything else is to seek out and make friends with positive, creative people who share the joy of making things. Gifting is my love language and so it’s my goal to share the ideas and creativity whenever I am lucky enough to come across it. “Hey everybody, over here, look what I found!” To sum up, the creativity you send out into the world finds its way back to you with a thousand new ideas and many new friends.

*-- Danielle Wickes*

*"The richness I achieve comes from nature,  
the source of my inspiration."*

*-- Claude Monet*



### Note from the Designer:

*"I have called this my Summer Salad Set. I made it on a day when we were out looking for wonderful things in this field, which features the colors in the necklace. When we got home, it was dinner time and I was out of shopping hours. So I created an 'everything but the kitchen sink' type of salad where I threw all the remaining ingredients that I had on hand into the meal. That's kind of what I did with this necklace chain - used all my left-over components."*

## Summer Salad

by Beadshop Designer  
Danielle Wickes



### Beadshop Ingredients:

- Red Creek Jasper Bib Set
- Tribal Heishi - Brass
- ParaWire Vintage Bronze - 20G
- Niobium Ear Wires - Antique Copper
- Satellite Chain - Antique Copper
- Little Lobster Clasp - Antique Copper
- 4mm Oval Jump Rings - Ant. Copper
- Run Along Chain - Antique Copper
- 7 - 8.5mm Honey Serpentine
- Serpentine Elongated Bicone
- 10mm English Cut - Avocado Gold
- 6mm Melons - Orange Brick
- 6mm Melons - Avocado Gold
- 6mm Melons - Mustard Brown Wash
- 6mm Melons - Blue Mix
- Drops - Mustard
- Drops - Luster Green Mix

### From Designer's Stash:

Coin Pearls (BSDC Giveaway)\*

### Additional Learning:

Opulent Collar Project

\* Sign up for our NEWSLETTER to receive giveaways, promotions and discounts.

# Pisces at Dusk With Moon Rising

by Beadshop Designer  
Faye Luxemburg-Hyam

*Silver Sage*  
designs

## Beadshop Ingredients:

Blue Impression Jasper Collar  
6mm Matte Lapis  
3mm Melons - Opaque Red Bronze  
Picasso  
Serpentine Daisy  
Irish Waxed Linen - Teal  
ParaWire Antique Copper - 24G  
Pisces Pendant from Trunk Show

## From Designer's Stash:

Coin Pearls (BSDC Giveaway)\*

## Additional Learning:

Opulent Collar Project



*"In the end, creativity isn't just the things  
we choose to put in, it's the things we  
choose to leave out."* -- Austin Kleon



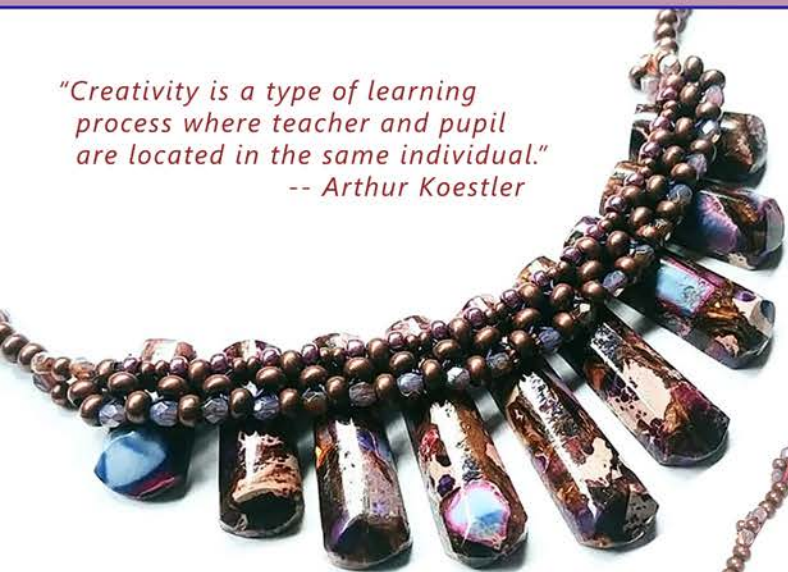
## Note from the Designer:

*"When I first saw the blue impression jasper colours, my thoughts drifted to the beautiful skies that Maxfield Parrish painted. He is one of my favourite artists. His skies are often painted with the golden light that comes at dusk. The light that makes everything look beautiful. The Pisces pendant depicts the duality which I have come to see exists in all things. I love this carved Serpentine and had been holding on to it far too long. I was happy to use it for this piece."*

\* Sign up for our NEWSLETTER to receive giveaways, promotions and discounts.



*"Creativity is a type of learning process where teacher and pupil are located in the same individual."  
-- Arthur Koestler*



# Modern Warrior

by Beadshop Designer  
Kim Golias

### **Beadshop Ingredients:**

- Purple Impression Jasper and Bronzite Bib
- 0.5 Leather - Distressed Brown Button, Free Spirit - Copper
- Tuff Cord #1 - Purple
- 3mm Fire Polish - Milky Amethyst Celsian
- 6/0 Metal - Antique Copper
- 8/0 Metal - Antique Copper
- 8/0 Duracoat Galvanized Eggplant
- 11/0 Metal - Antique Copper

### **From Designer's Stash:**

- Copper Ear Wires

### **Additional Learning:**

- Opulent Collar Project

### **Note from the Designer:**

*"Almost an accidental design. I had no idea where this was going when I started but it all ended with a written tutorial. A special thanks to Design Team Member Danielle Wickes for her help testing the design and providing feedback."*

# Tribal Collars

by Beadshop Designer  
Alley Mori

## Beadshop Ingredients: (both necklaces)

Turquoise and Bronzite Collar  
2/0 Matubos - Crystal Bronze Luster  
Troika Chain - Antique Copper  
6/0 Metal - Gilding Matte Gold  
(Aminatu)

Straw Hat Button - Antique Copper  
Regular C-Lon, Golden Olive  
Abiding Hoop - Antique Copper  
6/0 Duracoat Galvanized Champagne  
6mm Fire Polish - Etched Full Capri  
Pony - Brass  
Faceted Pyrite - Large Hole  
6/0 Turquoise Green AB Matte  
8/0 Metal - Antique Copper  
1mm Metallic Bronze Indian Leather  
Assorted Charms

(Makeda)

Essential Toggle Clasp - Antique Copper  
Fine C-Lon, Gold  
6mm Matte Lapis Rounds  
6mm Fire Polish - Turquoise Bronze Picasso  
3mm Fire Polish - Turquoise Moon Dust  
Drops - Yellow Blue Venetian  
Circle of Bronze  
Coiled Spacers - Antique Copper  
9mm Oval Coil Jump Rings - Antique Copper  
6mm Coil Jump Rings - Antique Copper  
4mm Jump Rings - Antique Copper

## Additional Learning:

Opulent Collar Project



*"Creativity takes courage." -- Henri Matisse*



Aminatu



Makeda

## Note from the Designer:

*"I divided up one strand of the Collar stones to make two different pieces. Use the 3 largest stones for Makeda and the balance of the strand for Aminatu."*

"Mystery is at the heart of creativity. That, and surprise." -- Julia Cameron



# Summer Blossoms

by Beadshop Designer  
Danielle Wickes



## Beadshop Ingredients:

Kimono Cord - Blossoms on Mustard  
Gypsy Leather - 1.5mm Berol  
KO Thread - Gold  
11/0 Duracoat Opaque Hawthorne  
Drops - Mustard  
Drops - Luster Green Mix  
Drops - Jade Picasso  
Drops - Cornflower Mix  
Chinese Knotting Cord - Golden  
Toffee 0.4mm  
Button - Little Fish Pond

## Additional Learning:

Kimono Cord Projects  
Skill Builders - Infinity Stitch

## Note from the Designer:

"This Design was Inspired by the Kimono Cord and the unique Gypsy Leather. They just begged to be together! I was really going for a look of piping, from sewing pillows! I used infinity stitching techniques to join them together."



# Heiwa

by Beadshop Designer  
Faye Luxemburg-Hyam

*Silver Sage*  
designs

*"Creativity involves breaking out of expected patterns  
in order to look at things in a different way."*

*-- Edward de Bono*



## **Beadshop Ingredients:**

Kimono Cord - Concentric Circles  
Rounded Loop End - Antique Silver  
10mm English Cut - Picasso  
11/0 Duracoat Opaque Jujube  
11/0 Metal Silver Plate  
Black Onyx Pi - 30mm  
Large Jade Barrel  
Fine C-Lon, Black  
Light Smoky Grey Roller  
6/0 Opaque Black  
8/0 White Ceylon

## **From Designer's Stash:**

Coin Pearls (BSDC Giveaway)\*  
Toggle Clasp - Silver

## **Additional Learning:**

Kimono Cord Projects

\* Sign up for our NEWSLETTER to receive  
giveaways, promotions and discounts.

## **Note from the Designer:**

*"Heiwa is an old Japanese-Korean  
word used to express peace, tranquility,  
and harmony."*



*"Creativity requires the courage to let go of certainties."  
-- Erich Fromm*



## Haiku

by Beadshop Designer  
Kim Golias

### **Beadshop Ingredients:**

Kimono Cord - Four Seasons  
on Pink  
Butterflies - Rose Quartz  
Large Jade Barrel  
6mm - Amethyst Round  
4mm Fire Polish - Crystal  
Orange Rainbow  
11/0 Ivory Pearl Ceylon  
8/0 Matte Transparent Light  
Tea Rose  
8/0 Green from the Earth  
Tone Mix  
Fine C-Lon, Orange  
Regular C-Lon, Rose

### **From Designer's Stash:**

Coin Pearls (BSDC Giveaway)\*  
8/0 Pink Ceylon

### **Additional Learning:**

Kimono Cord Project

### **Note from the Designer:**

*"My Beadshop Haiku:  
Em, Janice and Kate  
Inspire us to create  
Staying up too late!"*



### **Butterfly Blessing**

*May the wings of the butterfly kiss the  
sun and find your shoulder to light on, to  
bring you luck, happiness and riches today,  
tomorrow and beyond.*

\* Sign up for our NEWSLETTER to receive  
giveaways, promotions and discounts.

# The Road to Happiness

by Beadshop Designer  
Alley Mori

## Beadshop Ingredients:

Kimono Cord - Blooms on Orange  
Regular C-Lon, Hyacinth  
Daisy Button - Vitrail  
8mm Matte White African  
Opal - Large Hole  
Shadows - Antique Brass  
Embrace the Lotus Charm - Bronze  
Circle Back Chain - Antique Brass

## Additional Learning:

Kimono Cord Project



*"Creativity is an act of defiance." --Twyla Tharp*



## Note from the Designer:

*"This wrap is designed in the Shamballa style. The word Shamballa represents the mythical kingdom that Tibetan Buddhists believe symbolizes enlightenment, peace and perfection. Shamballa Bracelets are for personal strength."*

"If you want something new, you have to stop doing something old." -- Peter F. Drucker



### Note from the Designer:

"This project was a joy for two reasons, the first being that Alley made a mix from a photo I posted for inspiration and the second being that this was my first laddered wrap. I usually use the infinity stitch for all of my wraps but not any more! I loved the results and kept this piece for myself! Alley is my wrap guru along with Janice and Kate!"  
Art print by Stev'nn Hall

## Kaleidoscopic Wrap

by Beadshop Designer  
Faye Luxemburg-Hyam

*Silver Sage*  
designs

### Beadshop Ingredients:

Kaleidoscope - April Mix  
6mm Matte Lapis  
Rice - Rose Quartz  
1.5mm Leather - Metallic Teal  
Fine C-Lon - Turquoise

### From Designer's Stash:

Magnetic Clasp

### Additional Learning:

How to Ladder  
How to Macramé





# Zippity Zig Zag

by Beadshop Designer  
Kim Golias

## Beadshop Ingredients:

- Kaleidoscope Monthly Mix
- SuperDuos - Pastel Bordeaux
- SuperDuos - Pastel Montana
- Surfer Cord 1.5mm - Lagoon
- Daisy Button - White Transparent AB
- Coiled Spacer - Antique Silver
- Micro C-Lon, Navy
- Micro C-Lon, Teal

## Additional Learning:


- How to Ladder
- How to Macramé

*"Create. Not for the money. Not for the fame. Not for the recognition. But for the pure joy of creating something and sharing it."*  
-- Ernest Barbaric



## Note from the Designer:

*"Play with patterns and colors! You never know what you'll come up with. I use the grid on my Mini Macrame board to test ideas."*



*"Almost all creativity requires purposeful play."  
-- Abraham Maslow*



## Spring Tribal

by Beadshop Designer  
Danielle Wickes



### Note from the Designer:

*"The inspiration for this project came from Janice Parson's super fun design, O PEYOTE necklace project."*



### Beadshop Ingredients:

- Kaleidoscope - April Monthly Mix
- 7-8mm Purple Potato Pearl
- 6mm Matte Lapis
- Rice - Rose Quartz
- 11/0 Duracoat S/L Dyed Paris Pink
- Little Hamsa Charm - Antique Silver
- 1.5 inch Head Pins - Antique Silver
- Swivel Clasp - Antique Silver
- Jump Rings - Ant. Silver 4mm/21g
- Fireline 4 lb - Crystal
- KO - Denim
- Wire Guardians - Antique Silver

### From Designer's Stash:

- Ear Wires

### Additional Learning:

- O Peyote Project

# Dance of the Damselfly

by Beadshop Designer  
Alley Mori

## Beadshop Ingredients:

Kaleidoscope Monthly Mix  
Little Fish Pond Button  
Leather 1.5mm - Metallic Maroon  
Leather 1.5mm - Metallic Purple  
Leather 1.5mm - Metallic Teal  
Micro C-Lon, Eggplant  
Micro C-Lon, Grape  
Micro C-Lon, Teal  
SuperDuos - Pastel Bordeaux  
O Beads - Crystal French Rose  
O Beads - Crystal Magenta  
O Beads - Crystal Cerulean Blue  
CzechMates Tiles - Pearl Coat Teal  
Dragonfly Pebble Bead  
Jardin Round Rings - Antique Silver  
Transitions - Antique Pewter

## Additional Learning:

How to Ladder  
How to Macramé  
Color Study Project



*"Good art inspires; Good design motivates." -- Otl Aicher*




## Note from the Designer:

*"The April Mix was inspired by this Stev'n Hall art print."*

*"There is a fountain of youth: it is your mind, your talents, the creativity you bring to your life and the lives of people you love."*  
-- Sophia Loren



Beaded Eye



Dragonfly



Easter Eggs

#### Note from the Designer:

*"The inspiration for Dragonfly and Easter Eggs came from Emily Miller's bead crochet project, 'Bits and Pieces'. Check out page 5 of the Episode Notes to find great examples and design ideas.*

*The Beaded Eye earrings design can be worked in both 11/0-8/0 and 8/0-6/0 configurations. Both are worked around a 6mm bead."*

#### Additional Learning:

Bits and Pieces Project  
Emily's Float  
Brick Stitch Earrings - FTF

## April Mix Projects

by Beadshop Designer  
Danielle Wickes



#### Beadshop Ingredients:

Kaleidoscope - April Monthly Mix  
Rice - Rose Quartz  
Rice - Aventurine  
6mm Matte Lapis  
(for Dragonfly)  
4 Ply Irish Waxed Linen - Plum  
6mm Melons - Orange Brown Wash  
6mm Melons - Purple Pansy  
6mm Melons - Bronze Turquoise Wash  
4mm FP - Nebula Blue Turquoise  
4mm FP - Luster Metallic Amethyst  
4mm FP - Pastel Burgundy  
Green Girl Dragonfly Pebble  
Orange Copper-Lined Roller  
Ghana Glass (just 1 bead)  
(for Easter Eggs)  
7-8mm Purple Potato Pearl  
Tuff Cord - Navy  
Little Vine Button - Antique Silver  
Little Blossom Charm - Silver  
(for Beaded Eye - large size)  
6mm Matte Lapis  
6/0 Matte Opaque Light Amethyst AB  
6/0 Silver Lined Dyed Dark Lilac  
8/0 Matte Opaque Cobalt Luster  
8/0 Dyed Smoky Opal S/L Alabaster  
8/0 Matte Black AB  
8/0 Opaque Turquoise Green  
Wire Guardians - Antique Silver  
KO Thread - Denim Blue  
Niobium Ear Wires - Gun Metal

# Zen of Ocean Waves

by Beadshop Designer  
Alley Mori

## Beadshop Ingredients:

Ocean View, May Monthly Mix  
Fine C-Lon, Teal  
Regular C-Lon, Peacock  
10mm African Turquoise  
8mm Rondelles - Cobalt  
8mm Rondelles - Emerald Matte Mix  
10mm Faceted Dumortierite  
8mm Sodalite - Large Hole  
8mm Coin - Matte African Turquoise  
4mm Matte Lapis  
6mm Matte Lapis  
4mm Lapis Lazuli  
Grateful Heart Pendant - Green Girl

## Additional Learning:

The Zen of Stringing Project



*"Don't think. Thinking is the enemy of creativity."  
-- Ray Bradbury*



## Design Tip:

*"Alternate gemstones and Czech glass with small sections of seed bead components to create a lightweight beaded chain."*





*"Create with the heart; build with the mind". -- Criss Jami*



**Note from the Designer:**

*"My goal was to create an elegant and alluring Bollywood - something glamorous enough for a night out on the town."*



# Bollywood Glitz

by Beadshop Designer  
Alley Mori

**Beadshop Ingredients:**

- 1.5mm Leather - Metallic Pearl
- Daisy Button - Vitrail
- Fine C-Lon, Copper Rose
- Fine C-Lon, Rose
- Fine C-Lon, Venetian Red
- Rice - Rose Quartz
- 4mm Rose Quartz
- 6mm Fire Polish - Crystal
- Copper Rainbow
- 4mm Fire Polish - Polychrome
- Copper Rose
- 4mm Fire Polish - Milky Pink
- Celsian
- 4mm Fire Polish - Etched Full Capri
- 8/0 Metallic Dark Raspberry
- 8/0 Matte Transparent
- Light Tea Rose AB
- 8/0 Dyed Salmon Silver-Lined Alabaster
- 11/0 Duracoat Galvanized
- Light Smoky Pewter

**Additional Learning:**

- FTF - 3D Macrame

# Adventures in Green

by Beadshop Designer  
Faye Luxemburg-Hyam

*Silver Sage*  
designs

## Beadshop Ingredients:

Rice - Green Aventurine  
8/0 Metal Seed - Antique Copper  
8/0 Picasso Red Garnet Matte  
Czech Flower Button - Copper  
Half Tila - Metallic Green Iris  
1mm Leather - Metallic Cement  
KO Thread - Smoke Green

## Additional Learning:

West County Cuff Project  
How To Infinity Stitch




*"The world always seems brighter when you've just made something that wasn't there before." -- Neil Gaiman*



## Note from the Designer:

*"Kate Richbourg and Janice Parsons provided me with a new love of the colour green and I thank them both for awakening a colour I thought I would rarely use, let alone wear! When I saw how they mixed different colours with different shades of green, shapes and textures, I was blown away! Being someone who adores living in a part of the world that is abundant with every shade of green imaginable, I notice the subtleties so much more... Aventurine, soothes my soul."*



*"Creativity is a gift. It doesn't come through if the air is cluttered."*  
-- John Lennon



## Tied Rice Combo

by Beadshop Designer  
Kim Golias

### Beadshop Ingredients:

*(PINK)*

Rice - Rose Quartz  
Fine C-Lon, Copper Rose  
Regular C-Lon, Rose  
3mm Melons- Pacifica Watermelon

*(GREEN)*

Rice - Green Aventurine  
Fine C-Lon, Celadon  
Fireline - 4lb Crystal  
11/0 Metal Seed - Zinc Plate

### From Designer's Stash:

3mm Green Fire Polish

### Additional Learning:

Bollywood Project



### Note from the Designer:

*"Rose Quartz is a stone of the heart. It carries a soft feminine energy of compassion and peace, tenderness and healing, nourishment and comfort. Aventurine stones are used for inviting wealth, good luck, and abundance into your life. What better combo could you want?"*



# Green Goddess

by Beadshop Designer  
Alley Mori

## Beadshop Ingredients:

40mm Pi - Green Aventurine  
Rice - Aventurine  
8mm - Matte Green Aventurine  
6mm Fire Polish - Earthy Mix  
2/0 Matubo - Matte Lemon Nebula  
Shadows - Antique Copper  
8/0 Duracoat Galvanized Pewter  
Button Eyes - Copper  
Regular C-Lon, Gold

## Additional Learning:

Born Yesterday Project



*"Creativity is the power to connect the seemingly unconnected."  
--William Plomer*



## Note from the Designer:

*"Adding just a few rows of micro macrame knots and lightweight beads can turn a simple donut into a 'say something' focal. Along with the pendant, the beaded chain creates lots of texture."*



*"Make an empty space in any corner of your mind, and creativity will instantly fill it." -- Dee Hock*



**Note from the Designer:**

*"Lapis, Rose Quartz and Pearls are a powerful combination of the energies that represent wisdom, truth (lapis), love (rose quartz) and calm (pearls)...."*



# Blueberry Glam

by Beadshop Designer  
Faye Luxemburg-Hyam

*Silver Sage*  
designs

**Beadshop Ingredients:**

- 6mm Matte Lapis
- Rice - Rose Quartz
- 7-8mm Purple Potato Pearl
- Wheat Chain - Satin Gold
- ParaWire Gold - 20G Round
- Gold Filled 2mm Round - Large Hole
- 8/0 Matte Silver Lined Capri Blue
- Soft Flex .014/Golden Bronze
- Beadsmith Crimp Tubes - Assorted Colors

**Additional Learning:**

- Free Tip Friday - Making Clasps and Components
- Soft Flex 101

# Simple and Subtle Summer Float

by Beadshop Designer  
Kim Golias

## Beadshop Ingredients:

10mm English Cut - Amethyst Blue  
6mm FP - Luster Opaque Amethyst  
4mm FP - Pastel Montana  
Tierra Daisy Spacer - Antique Silver  
Tierra Heishi Spacers - Bright Silver  
Queen Size Shadow - Silver  
Regular C-Lon, French Lilac  
Sweetheart Ear Wires - Sterling

## From Designer's Stash:

4mm Fire Polish - Cobalt Blue

## Additional Learning:

Past and Present Project

## Note from the Designer:

*"The finishes on these beads make the piece - the colors change with the lighting. Sometimes it looks more blue and other times more purple."*



*"We need creativity in order to break free from the temporary structures that have been set up by a particular sequence of experience."*

*-- Edward de Bono*

*"Creativity is contagious. Pass it on." -- Albert Einstein*



Lovers Point Park



## Shoreline

by Beadshop Designer  
Kim Golias

### Beadshop Ingredients:

Popcorn Padres - Natural  
6mm Matte Lapis  
4mm Amazonite  
Tierra Heishi - Bright Silver  
1mm Leather - Metallic Pearl  
Soft Flex .014/ Satin Silver  
Crimp Tubes  
Tuff Cord #1 - Turquoise  
Phantom Button - Silver  
Sea Gem Charm - Copper  
Star of the Sea Charm - Antique  
Silver  
ParaWire Silver - 20G Round  
(to make ear wires)

**Additional Learning:**  
Stringing Techniques

### Note from the Designer:

*"Color inspired by this view from Lovers Point Park in CA. My husband and I stopped to soak in the beauty after the 2018 Bead Retreat. And, design inspired by Danielle Wickes... Padres on Softflex. For the earrings I macramed right over the Softflex loops and crimp tubes!"*

# I Love You Malas

by Beadshop Designer  
Danielle Wickes



"Creativity is intelligence having fun." -- Albert Einstein

## Beadshop Ingredients:

Regular C-Lon, Indigo  
Yellow Jade - Small Twist  
Honey Serpentine  
6mm Melons - Orange Brick  
6mm Melons - Mustard Brown Wash  
Clamshell End Tips - Antique Copper  
Simplicity Chain - Antique Copper  
Little Lobster - Antique Copper  
1.5 inch Head Pins - Antique Copper  
Tierra Daisy Spacer - Antique Copper

(for Sea Gem bracelet only)

6mm Melons - Avocado Gold  
Drops - Avocado Gold  
Drops - Yellow Blue Venetian  
Sea Gem Charm - Copper

(for Fly bracelet only)

6mm Melons - Blue Mix  
Drops - Mustard  
Drops - Cornflower Mix  
10mm English Cut - Avocado Gold  
Green Girl Fly Away Charm

## From Designer's Stash:

Coin Pearls (BSDC Giveaway)\*

## Additional Learning:

Never Stop Growing Project



Sea Gem



Fly



## Note from the Designer:

"I just wanted to make something I really love and wanted to wear myself. I used all my favorite colors and charms and the title of the bracelet set is very special. The name, 'I Love You Malas', was chosen by Alex Wickes."

\* Sign up for our NEWSLETTER to receive giveaways, promotions and discounts.





*"Your own reasons to make are reason enough. Create whatever causes a revolution in your heart."*

*-- Elizabeth Gilbert*

**Note from the Designer:**

*"This Goddess bracelet includes some unconventional features -*

- \* Pearls alternating with seeds*
- \* Leather loop closure*
- \* Strung on Griffin silk"*



# Chloris

by Beadshop Designer  
Alley Mori

**Beadshop Ingredients:**

- Button - Small Rose
- Leather 1.5mm - Gypsy Irasa
- Griffin Silk - Grey #4
- Regular C-Lon, Fern
- 7-8mm Purple Potato Pearls
- 8/0 Duracoat Galvanized Sea Green
- Small Hammertone Ring - Rhodium Plated
- Soldered Jump Rings
- 6mm/18G - Antique Copper

**Additional Learning:**

- Goddess Bracelet Project
- Trails End Project (Leather Loop)



# For the Love of Purple

by Beadshop Designer  
Kim Golias



*"Creativity is the brain's invisible muscle - that when used and exercised routinely - becomes better and stronger."*  
-- Ashley Ormon

## Beadshop Ingredients:

- 7-8mm Purple Potato Pearl
- 6mm Purple Crazy Lace Agate
- 4mm FP - Luster Metallic Amethyst
- Sweet Pea Monthly Mix
- Cleo Clasp - Antique Silver
- Tierra Heishi - Antique Silver
- Tierra Daisy Spacer - Antique Silver
- Soft Flex .014 - Satin Silver
- Crimp Tubes - Silver
- Wire Guardians - Silver
- 3mm Crimp Covers - Silver
- Two Lanterns Chain - Antique Silver
- Sweetheart Ear Wires - Sterling

## From Designer's Stash:


- 6mm Amethyst Rondelles
- 4mm FP - Light Amethyst
- Heart Charm - Silver
- Purple Drops (from Kate's tray at the Bead Retreat)

## Additional Learning:

- Designing a Cuff Project
- Using Crimps, Guardians and Covers



## Note from the Designer:

*"The Purple Pearls are beautiful but were a bit brighter than expected. Combining all the shades, sizes and textures turned this into a set I now love."* 

*"Creativity is the ability to introduce order into the randomness of nature."* -- Eric Hoffer



# Water Garden

by Beadshop Designer  
Alley Mori

## Beadshop Ingredients:

Wheel Button - Vitrail Warm and Black  
Regular C-Lon, Chartreuse  
10mm English Cut - Amethyst Blue  
10mm English Cut - Blue Turquoise  
6/0 Duracoat S/L Dyed Persimmon Drops - Avocado Gold  
Orange Copper-Lined Roller  
Oasis Charm - Antique Copper  
9mm Oval Coil Jump Ring - Antique Copper

## Additional Learning:

How to Macramé  
3D Macramé Project



## Note from the Designer:

*"I rarely use English Cuts and Drops but my patio cushion just screamed out inspiration for this fun and playful piece of arm candy. Now I'm hooked on them!"*



# Vintage Sea Shore

by Beadshop Designer  
Danielle Wickes



*"Creativity is a continual surprise." -- Ray Bradbury*

## Beadshop Ingredients:

(for Crescent Moon Set)

- 1mm Elastic Cord - Dark Brown
- Serpentine Soft-Sided Squares
- Crescents - Serpentine
- Honey Serpentine
- Niobium Ear Wires - Antique Copper Finish
- 2 inch Eye Pins - Antique Brass
- 1.5 inch Head Pins - Antique Brass
- Antique Brass Soldered Jump Rings - 6mm/18G

(for Treasure In The Sand Necklace)

- Regular C-Lon, Chestnut
- 10mm English Cut - Avocado Gold
- Serpentine Daisy
- Serpentine Rectangle
- Carnelian Nuggets
- Yellow Jade - Small Twist
- Honey Serpentine
- Crescents - Serpentine
- Pumpkin Jade Chips
- Flower Serpentine Chips
- 4mm Yellow Jade

## From Designer's Stash:

Coin Pearls (BSDC Giveaway)\*

## Additional Learning:

Never Stop Growing Project  
Stretch Therapy Project



Crescent Moon  
Over Sandy Beach  
Set



Treasures In  
The Sand

## Note from the Designer:

*"For the bracelet, I was inspired by the beauty of the components and I wanted them to be the focus in a simple design. Stretch Therapy project was the answer - it was easy and fast. For the necklace, I wanted it to really look like a mermaid treasure, like a piece you'd see in a shop on the beach or in a mermaid movie. The pearls gave it the extra magic it needed."*

\* Sign up for our NEWSLETTER to receive giveaways, promotions and discounts.



Summer Storm, Montana 2019



## Storm Watch

by Beadshop Designer  
Kim Golias

### Beadshop Ingredients:

Serpentine Rectangle  
Double Drill - Silver Leaf Jasper  
5mm Soft Grey Potato Pearl  
Little Shadows - Antique Silver  
Drops - Jet Picasso  
Hematite - Tuff Cord #1  
ParaWire Silver - 22G Round  
(for ear wires)

### From Designer's Stash:

9mm Fire Polish Rondelle - Jet  
Picasso  
Tierra Cast Toggle - Black Pewter

### Additional Learning:

Silk Float Away Project

### Note from the Designer:

*"This piece was inspired by the many storms this year, but it also represents the emotional storms weathered as I assisted a close friend this summer."*

*"The truth is that creative activity is one that involves the entire self - our emotions, our levels of energy, our characters, and our minds."*

*-- Robert Greene*

# A Simple Twist of Faye

by Beadshop Designer  
Faye Luxemburg-Hyam

*Silver Sage*  
designs

## Beadshop Ingredients:

Tuff Cord #5 - Gold  
Popcorn Padres - Mushroom  
Serpentine Rectangle  
ParaWire Antique Copper - 26G  
8/0 Metal Seeds - Antique Copper  
6mm Fire Polish - Polychrome  
Copper Rose  
Shell We Dance Button - Copper  
Rice - Red Aventurine

## Additional Learning:

Macramé with a Twist Project



*"Creative thinking is not a mystical talent. It is a skill that can be practiced and nurtured." -- Edward de Bono*



## Note from the Designer:

*"I remember making gigantic plant hangers years ago with my friends and using these twisted macramé stitches which required handfuls of rope and brute strength to secure each knot. Thank goodness for micro macrame! I love the twisted effect this piece presents as it was fun to watch it all come together as I was making it. The inspiration for the copper and bead wrap around the Serpentine rectangle came from a class I took locally, many years ago on wire wrapping. The teacher turned out to be a student of Kate's, Kellie Sutton! The Padre flowers depict diversity, a theme I celebrate in my work, my friendships and my life."*

*"Art is not a handicraft, it is the transmission of feeling the artist has experienced." -- Leo Tolstoy*



### Note from the Designer:

*"So, I created a modified Poetry with little bits of macrame done in between beads with two colours to create some depth. The Vintage Focal pendant was not centered at the lower curve so I glued the pinwheel over it and used a copper beadcap at the centre."*

# Find Me In the Garden

by Beadshop Designer  
Faye Luxemburg-Hyam

*Silver Sage*  
designs

### Beadshop Ingredients:

Seeking in Serpentine  
River Shannon - Antique Copper  
Pinwheel- Brown Serpentine  
Regular C-Lon, Sienna  
Regular C-Lon, Olive  
10mm Green Garnets (Trunk Show)  
8mm Rondelles - Old World Mix  
Shadows - Antique Brass  
8/0 Metal Seed - Antique Copper  
6/0 Matte Opaque Mustard  
Crescent Moon Chain - Ant. Copper  
Organic Bee Button - Antique Copper

### From Designer's Stash:

TierraCast Bead Cap  
8mm Light Green Rounds  
8mm Orange Rounds

### Additional Learning:

Born Yesterday Project

# Stone Creek Set

by Beadshop Designer  
Kim Golias

## Beadshop Ingredients:

Perfect Pi 40mm - Serpentine  
Earthtones  
Serpentine Daisy  
Pagoda - Serpentine  
Serpentine Donut - 12mm  
6mm Melons - Champagne  
Turquoise Picasso  
5mm Rondelles - Stone Bronze  
6/0 Duracoat Galvanized Pewter  
8/0 Duracoat Galvanized Pewter  
11/0 Duracoat Galvanized Pewter  
Fine C-Lon, Black  
Fine C-Lon, Gold  
Fine C-Lon, Olive  
Fine C-Lon, Medium Brown  
Leafy Toggle - Antique Brass

## From Designer's Stash:

9mm Fire Polish Rondelle - Jet  
Picasso  
Vintage Button

## Additional Learning:

Zen of Stringing

beadshop.com  
Since 1982



*"We nurture our creativity when we release our inner child. Let it run and roam free. It will take you on a brighter journey."  
-- Serina Hartwell*



## Note from the Designer:

*"Nature delivers the best color palettes! Whether pulled from the photo or the Serpentine Pi, the colors are soothing and refreshing."*



"Creativity is inventing, experimenting, growing, taking risks, breaking rules, making mistakes, and having fun." -- Mary Lou Cook



#### Note from the Designer:

"Mandalas, or 'Circles of Life', have always been a fascination of mine. I love the notion that all of life is connected and that life goes on. I recall, in our travels in South East Asia, witnessing Buddhist monks creating an amazing sand Mandala that was so colourful and intricate, it took our breath away watching it develop. After it was done, it was taken apart and went back to a colourful pile of sand. That symbolized the impermanence of all things. All symbolic, all magnificent. I loved the black mandala's intricate carved and repetitive pattern and decided to add a labyrinth charm to it, to symbolize life's journey as a circle but the journey is sometimes like a maze, filled with side trips and reflection along the way."



## Black Mandala

by Beadshop Designer  
Faye Luxemburg-Hyam

*Silver Sage*  
designs

#### Beadshop Ingredients:

Ashanti Saucer - Caribbean Green  
Serpentine Carved Drum  
Jardin Ribbon Crimp - Antique Silver  
6mm Fire Polish - Sueded Gold Peridot  
8/0 Matte Opaque Mustard  
8/0 Aged Czech Picasso - Moss  
6mm Rondelle - Matte Black  
Gold Amazonite  
Fine C-Lon, Black

#### From Designer's Stash:

Tierracast Charm  
Silver Beads  
Black Carved Mandala Pendant

#### Additional Learning:

Born Yesterday Project  
Double Flat Knot Macrame

# Vintage Collage

by Beadshop Designer

Alley Mori

## Beadshop Ingredients:

New Leaf Button - Brass  
Leather 1.5mm - Gypsy Kinta  
Regular C-Lon, Light Maize  
Puzzling - Serpentine  
Serpentine Rectangle  
Wind River Pendant - Antique Brass  
Serpentine Carved Drum  
Serpentine Daisy  
Serpentine Soft-Sided Squares  
Serpentine Elongated Bicone  
10mm Cranberry Mix  
7.5-8.5mm - Verdant Serpentine  
Pony - Brass  
Pony Express - Brass  
5/0 Aged Forest Striped  
Hand of Hibiscus Charm - Antique  
Copper  
Little Hibiscus Drop Charm - Antique  
Copper  
Flight Charm - Antique Copper  
Textured Tube - Antique Brass  
Soldered Jump Rings - 8mm/18G  
Antique Brass  
ParaWire Antique Copper - 22G  
Troika Chain - Antique Brass

## Additional Learning:

How to Macrame  
Learning the Wall Knot



*"Creativity is 10% inspiration and 90% looking for that thing you just had five minutes ago..."*  
-- Francesca Watson



## Note from the Designer:

*"This piece is a collection/medley of 'Craftsman' components, vintage finds, charms, wire, leather and fiber, etc. It's a great way to use bead soup and scraps."*

