



Lauren Hartman



# AUTUMN CHALLENGE




Liz Koshka



Linda Sargent



Jean Baldrige Yates



# Autumn Challenge Look Book

In Autumn of 2015, we asked our readers to enter jewelry they had made that had been inspired by a picture; “How does fall foliage inspire your creativity?” Artisans could use the photograph we suggested or pick one of their own. The guidelines were very simple: handmade, wrap bracelet, 50% of the ingredients used had to be available for purchase on beadshop.com and the theme was Autumn. And in spite of it being a very busy time of year, we received 29 entries, each one better than the next... Every artist included a photograph of their creation, a statement of intention and a copy of the picture/photograph that was referenced for color and bead selection. This Look Book is for your enjoyment. And we want to thank each and every artist who shared their creations with us (and you). We loved the results.

Thank you, thank you!

And a special shout-out to our winners who each hit the ball (or bead!) out of the park. We bet you have a favorite too. All entrants agreed to share their designs with our readers. If you feel inspired to bead based on a sample you see, please alter it so as not to “copy” and give credit where credit is due.

Happy beading!

~janice

We have a free handout on how to palette to a picture.

When you're done looking at the Look Book, please visit download Tricks of the Trade class handout... it's free!



## LAUREN HARTMAN

### *First Place: Harvest*


Using a combination of techniques and beads, Lauren has created a harmonious design that truly reflects the mood and colors of her photography. The repeating rails of the train tracks, the trees falling inward and the bursting, intense colors of the foliage are all reflected in this winning creation. As Lauren wrote in, "The light and colors in the inspiration image are quintessentially 'fall' to me. I want to step into this picture and take a long, relaxing walk alongside (not on!) the railroad tracks and soak in all the gorgeous color!"

### INGREDIENTS:

- Super duos: [Calico Mix](#), [Topaz](#), [Bronze Fire Red](#), [Red Picasso](#), [Matte Dark Bronze](#)
- [8/0 Metallic Gold seed beads](#)
- Tilas: [Dark Bronze](#), [Transparent Red](#), [Ceylon Antique Ivory Pearl](#), [Burnt Sienna](#), [Metallic Bronze](#), [Bronze Iris](#)
- [Shadows - Antique Brass](#)
- [3mm gold filled round bead](#)
- [6/0 seed bead - Antique Copper](#)
- [Happy donuts - Antique Brass](#)
- [Two sided - Antique Brass](#)
- [Leather - 1.5mm Distressed Light Brown](#)

### TECHNIQUES AND PROJECTS:

- [Tricks to Laddering](#)
- [Mosaic Wrap](#)
- [Seashore](#)



## LAUREN HARTMAN

### *Poplars in Autumn*

In another submission, Lauren Hartman has absolutely perfected the balance of color and bead shape (Superduos) in this simple, but elegant single-wrap bracelet. The spirit of the trees bending in the wind are mirrored in the movement of pattern and color. "While the colors in the image I used are not your 'typical' fall colors, they really spoke to me. The wood button and distressed leather were selected because they resemble both the colors and texture of the tree trunks in the image."

### INGREDIENTS:

- Superduos - [Olivine Semi-Bronze](#), [Aqua Travertine](#), Olive (we suggest [Pastel Olivine](#)), Champagne Luster, Opaque White Picasso, Topaz, [Smokey Topaz](#), we suggest [Calico Mix](#) and [Rainforest Mix](#)
- 6/0 seed beads - Opaque Luster Picasso (we suggest [caramel ceylon](#)), [Olive Picasso](#)
- [Happy Donuts](#) - [Antique Brass](#)
- [Leather](#) - [1mm Distressed Grey](#)
- Beader's own button
- Beader's own small brass beads - I found several simple bracelets made of these in a clothing boutique, purchased them and then took them apart so that I could use the beads in my designs!

### TECHNIQUES AND PROJECTS:

[Tricks to Laddering](#)  
[Seashore](#)



## LAUREN HARTMAN

*Aztec*

Living in the beautiful state of Washington, Lauren Hartman is surrounded by beauty. This 4 wrap design is a symphony of bright and bold colors. Her choice of beading techniques helps illustrate the single tree in the photograph; 5 wrap Tahoe shows off the graphic quality of the dark branches, Mosaic Wrap using Tilas color blocks the bold oranges and Tricks to Laddering using 11/0 Delicas reinforces the painterly quality of the leaves.

### INGREDIENTS:

- Tila Beads: [Burnt Sienna](#), [Red Picasso](#), [Saffron Picasso](#), [Transparent Light Gold](#), [Canary Picasso](#)
- Size 6 Seed Beads: [Opaque Luster Picasso](#), [Opaque Curry](#), [Terra Cotta](#), [Red Picasso](#), [Antique Copper \(we suggest galvanized champagne\)](#)
- Size 11 Delica Seed Beads: [Light Squash](#), [Metallic Dark Raspberry](#), [Beige](#), [Persimmon](#)
- Leather: [Distressed Brown - 1mm](#) and [1.5mm](#), [Distressed Gray 1mm](#)
- [Heishi Copper Beads](#)
- [Happy Donuts Antique Copper](#)
- [Transitions Antique Copper](#)
- [Round and Round Copper](#)
- [C-Ion Chocolate](#)
- Artists own materials similar to Beadshop "[Little Shadows](#), [Antique Copper](#)" and "[Out of Africa - Antique Copper](#)"

### TECHNIQUES AND PROJECTS:

- [5 Wrap Tahoe](#)
- [Mosaic Wrap](#)
- [Tricks to Laddering](#)



## CHRISTINE CARMONA

*Second Place Winner: Autumn Beauty*

The striking foliage in Christine's photograph is what first caught our attention; the aqua blues of the fog just below the trees is such a sharp contrast to the bright oranges and kelly greens of the leaves. In Autumn Beauty, which was our second-place winner, the harmony of pattern reinforces the mood in the photograph. Christine seemed to capture it perfectly. "I love the fall foliage in autumn. Being from Florida, I don't get to experience it therefore I love to look at pictures. I love the yellows, oranges, reds and greens!!"

### INGREDIENTS:

- 1.5mm Distressed Light Brown Indian Leather
- Czech Flower Copper Button
- Transparent Dark Topaz tila bead
- Pearlized Light Amber 6/0 miyuki bead
- Picasso Transparent Saffron 8/0 bead
- Picasso Dark Amber Transparent 8/0 bead
- Olive Gold Luster Miyuki 8/0 bead
- Picasso Olivine Transparent 8/0 bead
- Picasso Canary Yellow Matte 8/0 bead
- Aged Czech Picasso Old Crow
- Tuff cord #1 gold
- C-Lon regular Light Copper
- Czech glass oasis with copper leaf 10x8mm(Lima Beads)
- Miyuki Metallic Matte Square Cut Delicas (Art Beads)

### TECHNIQUES AND PROJECTS:

- Mosaic Wrap
- Tricks to Laddering



## LINDA SARGENT

### *Third Place: Autumn Tapestry*

Walking down the tree-lined streets of her hometown in Utah, Linda was inspired by the soft blanket of leaves coating the sidewalk. Using the bead weaving technique used in our project, Tapestry, Linda has created a fabric of soft golden browns and greens. Adding the leather snap closure gives her design a very special POV.

#### INGREDIENTS:

- [8/0 Miyuki Round Picasso Saffron Transparent](#)
- [3mm Matte Copper Czech Glass](#)
- [4mm Mixed Carnelian Faceted Rounds \(Celebrate\)](#)
- [4mm Green Garnet Round \(Outlook\)](#)
- [1.5mm Chocolate Indian Leather](#)
- [Nutmeg Regular C-Lon](#)
- [Brown K/O Thread](#)
- Beader's own clasp

#### TECHNIQUES AND PROJECTS:

[Tricks to Laddering](#)  
[Tapestry](#)



## LYNNE GOODWIN

*Honorable Mention:  
Fall Moon Copper Night*

The fall picture on the left side of your Fall Make it challenge this bracelet is a cross between your pattern In the Garden and His Hers Bff bracelets. A little bit a macramé, ladder stitching tied onto a copper patina disc. Copper is a warm fall color and the blues, reds and brown beads with the copper say fall into the moon—it's calling you!

### INGREDIENTS:

- 1.0mm Leather Distressed Brown Indian
- 1.5mm Distressed Brown
- 6/0 seed beads: Picasso Seafoam Green Matte, Picasso Red Garnet Matte, Picasso Brown Tan Matte
- copper pony beads
- Little Shadows Antique Copper Plate
- C-Ion Turquoise
- Safari Cube
- Beader's own clasp, charm, copper split ring and hoop

### TECHNIQUES AND PROJECTS:

- In the Garden
- Tricks to Laddering





## LYNNE GOODWIN

### *Honorable Mention: Willapa Fog*

Lynne duly noted: "My fall picture shows shades of blue and gray. Fall is not always shades of warm colors." Well said, Lynne. Additionally, Lynne wrote a lovely poem to accompany her bracelet. Very talented!

*"Take an adventure with me said the owl in the tree,  
as fall is upon us winter is near,  
lets dance and play in the fleeting fall sun until day is done  
For soon darkness will fall and the leaves fall, too  
The warm sun fades, the silver stars will come out  
and we are left with a hazy mist of gray and fading blue  
Goodnight said the owl as he sat high in the tree,  
I hope you had some fun with me"*

### INGREDIENTS:

- [Little Shadow Silver Plate](#)
- [Gem Cube Second Wind](#)
- [Gem 6mm Second Wind Rounds](#)
- [Black Leather Cord 1.5mm Greek](#)
- [Transitions - Antique Pewter](#)
- [Picasso Montana Matte 8/0](#)
- [Matte Transparent Grey 6/0](#)
- [Secret Garden button](#)
- [C-Ion regular Gray](#)
- Tierracast star bead
- Tierracast hammered ring
- Tierracast metal bead
- Beader's own metal owl slider
- metal ball caps on end of leather

### TECHNIQUES AND PROJECTS:

- [Tricks to Laddering](#)
- [Color Study](#)
- [In the Garden](#)



## CATHY CREA

### *Autumn Lake*

Sometimes nature puts colors together that are quite unexpected. Cathy found inspiration in Minnesota's deep blue water of White Bear Lake sprinkled with leaves as her guide for colorways. It works so beautifully and the leaf charms and button reinforce the motif.

### INGREDIENTS:

- New Leaf Button brass
- Tila beads: Mustard, Dandalion, Transparent Pale Topaz, Picasso Transparent Saffron, Picasso Canary Yellow Matte
- 6/0 seed beads: Picasso Transparent Saffron, Pearlized Light Amber, Matte Transparent Chartreuse, Matte Opaque Mustard
- Charm: (2) Single Leaf Brass
- Royal Blue- 1.5mm Indian Leather
- Navy - Regular C-Lon
- Navy - Tuff Cord - Size 1

### TECHNIQUES AND PROJECTS:

Mosaic Wrap



## PATRICIA BELLINI

### *Falling Leaves*

Hailing from the great state of New York, Patricia was inspired by a photograph she came across of Belmont Lake State Park on Long Island. The crisp, rich colors reflected in the water against the dark, black walnut of the rocks is interpreted beautifully in her sample. There is a lovely balance of beads and techniques. And we love the way she art directed her photography.

### INGREDIENTS:

- [New Leaf Button Brass](#)
  - [1.5 mm Greek Leather Walnut](#)
  - [C-Ion Brown](#), [Golden Olive](#)
  - [Tuff Cord #1 Brown](#)
  - 6/0 seed beads: [Transparent Olive](#) and [Transparent Saffron](#)
  - 8/0 seed beads: [Garnet Gold Luster](#), [Canary Yellow](#), [Orange](#), [Picasso Brown Tan](#)
  - [Little shadows antique brass](#)
  - Tila beads: [Mustard](#), [Matte Opaque Orange](#), [Topaz](#), [Garnet Gold Luster](#)
  - [Chexx beads in Antique Bronze](#)
  - [Old Cameroon](#)
  - [Pony Express in Brass](#)
- ### TECHNIQUES AND PROJECTS:
- [Color Study](#)



## JEAN QUINONEZ

### *Foggy Autumn Walk*


“The inspiration was what I like to do on foggy, autumn mornings when the air is cold and moist, walk!”, is what Jean said on her submission form. We couldn't agree more; the winding road leading up ahead promises unlimited surprises. It's wonderful how the photograph is so well-interpreted in the wrap design. Like the road, it leads you around and around. Well done, Jean.

### INGREDIENTS:

- New Leaf Button Silver
- 1.5 mm Indian Leather in Distressed Denim
- Tuff Cord #1 Hematite
- 4mm Earthen Marble Czech fire polish glass beads
- 3mm Gray Marble Czech fire polish glass beads
- Celebrate
- 1 pkg of sand opal swarovski 6mm faceted rondelle
- Beader's own 6mm coral beads
- C-lon chocolate
- Pony express in silver

### TECHNIQUES AND PROJECTS:

Tricks to Laddering



## JULIA CASE

### *Sunset*


Every so often we are lucky enough to experience a sky like the one used by Julia for inspiration in her photograph. Rich, saturated color against the silhouette of almost-black trees is magnificent. In the bracelet design, the carved, purple jade button is pitch-perfect for showcasing the mood and spirit of the deep purples in the sunset.

### INGREDIENTS:

- C-Ion Gold
- 1.0mm Indian Leather Black
- Myth 8mm (Amethyst)
- Good Fortune
- Button, czech glass, and 8/0s: Artist's own materials

### TECHNIQUES AND PROJECTS:

- [In the Garden](#)
- [Tricks to Laddering](#)



## JULIA CASE

### *Autumn Stroll*

Just as a walk in the outdoors can change scenery by taking a new path, so your jewelry can have a new feel with a wrap of your wrist. In Julia's photograph, the hint of sunlight and something new up ahead is reflected in her design by way of the beads varying from one side to the other.

### INGREDIENTS:

- Metallic Gray 1.5 mm Leather
- Gold Tuff Cord size 3
- KO Thread in Brown
- SuperDuos Calico Mix
- Happy Donuts in Gold
- Czech Glass Green Beads
- 8/0 seed beads: Matte Gold and Bronze (we suggest Ivory Ceylon)
- Beader's own antique gold button
- Beader's own Fire Polished Czech cream marble

### TECHNIQUES AND PROJECTS:

Tricks to Laddering  
In the Garden



## JEAN BALDRIDGE YATES

### *Fall Reflections*

I love Bead Shop's Herringbone Wrap and wanted to make one in the spicy colors of autumn. I was assisted in my choice of palette colors by Lacey; however this is my own palette. I actually was envisioning Harley Davidson motorcycles and shiny metal when I began thinking about making the bracelet. However it took me to a more reflective place when I combined the colors during the weekend I made it. I began to see a bracelet you might wear when you just want to curl up and read, as the days grow shorter.

### INGREDIENTS:

- [Courtesan - Brass Button](#)
- [Dark Chocolate 1.5mm Greek Leather](#)
- [Rich Red KO Thread](#)
- [Chocolate 0.5mm Chinese Knotting Cord](#)
- [Currant 0.5mm Chinese Knotting Cord](#)
- [Curry 0.5mm Chinese Knotting Cord](#)
- [Latte 0.5mm Chinese Knotting Cord](#)
- [Garnet](#)
- [Copper Pyrite Rondelles](#)
- [Good Fortune](#)

### TECHNIQUES AND PROJECTS:

[Herringbone Wrap](#)



DIANE G.

*Fall Mix Up!*

Inspired by a photograph taken near her home in Twin Falls, Idaho, Diana created a design that blends the two of the three secondary colors, orange and green, on the color wheel. With deeply saturated color, Diana has selected beads that create excitement and mingle just enough to give it a real sense of nature.

#### INGREDIENTS:

- 1.5 Distressed Brown Indian Leather
- Natural 1.0 Indian Leather
- Tuff cord #1 Teal
- Tree of Life Button Brass
- 6/0 seed beads: Terracotta, Opaque Mustard, Chartreuse
- Beader's own glass beads
- Tuff Cord #1 gold
- Heishi brass
- Transitions Antique Brass
- 8.0 seed beads Opaque Khaki
- Superduos Crystal Bronze Fire Red
- Hypo cement
- Ultra Thread Zap

#### TECHNIQUES AND PROJECTS:

- Seashore
- 5 Wrap Tahoe
- Tricks to Laddering





## LIZ KOSHKA

### *Fall Find*

When visiting Castlegar, British Columbia, Liz spotted a little rose hip bud that was turning shades of autumn colors. "It was like finding a little treasure." We agree; the soft shades of red and burnt orange, mixed with antique golds, has a really fall, seasonal feel.

### INGREDIENTS:

- [Distressed Light Brown 1.5 Indian Leather](#)
- [Tuff #1 Red](#)
- [Nutmeg C-Ion regular](#)
- [Czech Flower Button in Copper](#)
- [Apple Jasper Dice](#)
- [Matte Tr Orange 8/0 seed beads](#)
- [Matte Met Dark Raspberry 8/0 seed beads](#)
- [Garnet Gold Luster 8/0 seed beads](#)
- [Chexx Matte Wine](#)
- [Chexx Antique Bronze](#)
- [Antique Copper seed beads 6/0](#)
- [Met Dk Raspberry tila](#)
- [Burnt Sienna tila](#)
- [Pony Express beads Antiqued Copper](#)
- [Wheat Antique Copper Chain](#)

### TECHNIQUES AND PROJECTS:

[Color Study](#)



## LIZ KOSHKKA

### *Fall All Around*

We love how Liz has brought the outdoors in with her wonderful designs inspired by Nature. In this high-spirited 5 Wrap, she has surrounded us with the colors of autumn and added her flare for adventure. We can see her spirit and passion.

### INGREDIENTS:

- Distressed Brown 1.5 Indian Leather
- Tuff cord 1 Brown
- Tree of Life copper button
- Chinese knotting cord #5 - Curry, Light Maize, Chocolate, Wine, Melon
- 4mm Crystal copper rainbow Czech glass
- 4mm Flamingo Czech glass
- 4mm Snake dark coral
- Little shadows copper plate
- Pony express antique copper
- 6mm Apalachian Trail

### TECHNIQUES AND PROJECTS:

- Herringbone Wrap
- Tricks to Laddering



## LIZ KOSHKA

### *Foothills in the Fall*

Inspired by Mosaic Wrap, Liz palleted colors from the view of the foothills\* near her home. The results are a stunning 5 Wrap design. Because she brought in the charcoals of the fields and hills, the native grasses in orange and gold are set off beautifully.

\*Glennbow Ranch Provincial Park, Alberta, Canada

### INGREDIENTS:

- Distressed Brown 1.5 Indian Leather
- Tuff cord 1 Burgundy
- Czech Flower button - Copper
- Sienna C Ion Reg
- 6/0 Antique copper metal seed bead
- 8/0 Matte Met Dark Raspberry
- Tilas - Tr Lt Topaz, Met Dk Rasp Iris, Tr Dk Topaz, Dark Bronze, Crystal Capri Gold

### TECHNIQUES AND PROJECTS:

Mosaic Wrap



## ARACELLI VILLALOBOS

### *Autumn Bliss*

Inspired by the changing colors of a downtown Chicago sunset that she spotted on Pinterest, Aracelli has captured the mood of this iconic skyline. She also took care to pull out the cool colorway of grey-blues and the warm tones in red and gold in her bead choices.

### INGREDIENTS:

- [Metallic Copper 1.5 mm Indian Leather](#)
- [4mm Shiva Lingam Stone Beads](#)
- [Antique Brass Shadows](#)
- [#1 Tuff Cord Burgundy](#)
- Beader's own crystals and pearls

### TECHNIQUES AND PROJECTS:

[Tricks to Laddering](#)



## DEBORAH NASH-SIMPSON

### *From the Sunflower Patch*

Many flowers fade at the end of summer, but the mighty Sunflower just comes into its own in late August, early September. In Deborah's design, the mood and feeling of the nubby sunflower is visible in the mixture of textures and tones.

### INGREDIENTS:

- [Soft Spoken in Brass](#)
- [1.5 mm Metallic Bronze Leather](#)
- [C-Ion Nutmeg](#), [Brown](#), and [Marigold](#)
- [Tuff Cord #1 Brown](#)
- [8/0 seed beads: Picasso Brown Tan Matte](#), [Dark Amber Transparent](#), [Picasso Saffron](#)
- [6/0 seed beads: Picasso Brown Tan](#), [Picasso Saffron](#)
- [Tila beads: Mustard](#) and [Dandelion](#)
- [Beader's own vintage button](#)

### TECHNIQUES AND PROJECTS:

[Mosaic Wrap](#)  
[In the Garden](#)



## KATHLEEN SMITH

### *Sunkissed Autumn Forest*

"I was inspired by this photo because of the statuesque dark trees creating a frame for the golden foliage as sun shone through the forest scene." We love how the colors of beads were pebbled to mimic the dappled leaves in sunshine.

### INGREDIENTS:

- [Copper Celtic Knot Button](#)
- 1.5 mm [Walnut Greek Leather](#)
- Chexx beads in [Honey Drizzle](#) and [Pumpkin Spice](#)
- 1 strand [Celebrate gems](#)
- 1 strand 6 mm [Tabby rounds](#)
- 1 strand 6 mm [Copper Iris](#)
- 6/0 seed beads in [Pearlized Light Amber](#), [Antique Copper metal](#), -C-Ion [Cream](#) and [Opaque Chocolate](#)
- 8/0 seed beads in [Picasso Saffron](#)
- [Pony beads](#) in [Copper](#)
- [Transition beads](#) in [Copper](#)
- [Tuff Cord #1](#) in [Brown](#)
- [Chinese Knotting Cord #5](#) in [Maize](#), [Taupe](#), [Nutmeg](#) and [Chocolate](#)
- [Regular C-Ion](#) in [Cream](#)

### TECHNIQUES AND PROJECTS:

- [Color Study](#)
- [Tricks to Laddering](#)
- [In the Garden](#)



## STEPHANIE MONTGOMERY

### *New Beginnings*

Whether it's hiking, camping or just exploring, Stephanie has found inspiration from her new home. "I moved to Wyoming a few months ago and ever since, I've been enjoying all of the amazing outdoor activities." In *New Beginnings*, we can feel Stephanie's enthusiasm for a more rugged, active life she has discovered now living in the southwest.

### INGREDIENTS:

- Tila Beads: [Mustard](#), [Transparent Dark Topaz](#)
- Superduos: [Calico Mix](#), [Victorian Elegance Superduos](#)
- 8/0s: [Matte Transparent Orange](#), [Matte Met. Dark Raspberry](#)
- Red Regular C-Lon
- #1 Tuff Cord: [Red](#), [Turquoise](#)
- Azteca Brass Button
- Pony Express Copper Beads
- Beader's own leather
- Beader's own Red/Rouge E Beads

### TECHNIQUES AND PROJECTS:

- [Mosaic Wrap](#)
- [Tricks to Laddering](#)



## LORI J. GEORGE

### *Blue Ridge Fall*

The mountains of West Virginia are famous year-round, but are exceptional in Autumn, when the foliage turns intense red against a clear blue sky. Lori has captured the essence of those colors in her gorgeous, 5 wrap design.

#### INGREDIENTS:

- [New Leaf Button- Brass](#)
- [2 Falling Charms Brass](#)
- Chinese Knotting Cord 4mm: [Gold](#), [Wine](#), [Nutmeg](#)
- [Transitions Brass](#)
- [Appalachian Trail 4mm](#)
- [8/0 Duracoat Galvanized Gold](#)
- [1.5mm Distressed Brown](#)
- [#1 Tuff Cord Burgundy](#)
- [4mm Topaz](#)
- beader's own materials

#### TECHNIQUES AND PROJECTS:

- [Color Study](#)
- [Tricks to Laddering](#)
- [In the Garden](#)





## TAMMY VAHLE

### *Dappled Trees*

Within a painting or photograph can be the subtlest of colorways. From this painting, Tammy was able to see the “forest for the trees” and view the soft pastel greens, lavenders and coppers seen in the background.

### INGREDIENTS:

- Superduos- [Bronze Fire Red](#), [Jet Metallic Suede Dark Purple](#), [Pastel Olivine](#)
- [Birds in a Tree Button-Copper](#)
- [Sunset Gypsy Leather 1.5](#)
- [Asana Brass Charm](#)
- [Fine C-lon-Khaki](#)

### TECHNIQUES AND PROJECTS:

[Tricks to Laddering](#)



## TAMMY VAHLE

### *Charmed*

Using just the softer colors of the painting, Tammy is able to capture the hues and cooler values of both blue and grey. As in Color Study, Wheat Chain is used effectively to add interest.

### INGREDIENTS:

- Superduos- Bronze Fire Red, Jet Metallic Suede Dark Purple, Pastel Olivine
- Comma-Silver
- Pony Express-Silver
- Big Hook-Silver
- Wheat Chain-Silver
- Cube Matte Metallic Khaki Iris
- 8/0 Olive Gold Luster
- Aged Czech Picasso Washed Up 6/0
- Metallic Maroon 1.5 Leather Cord
- Micro C-Ion-Wine

### TECHNIQUES AND PROJECTS:

- Tricks to Laddering
- Color Study



## TAMMY VAHLE

### *Midnight's Apple*

Tammy has a knack for seeing the colors between objects. In Midnight's Apple, Tammy has palette'd from the colors between the objects, in this case, it's the dark browns and warm, red shadows between the apples.

### INGREDIENTS:

- [Picasso Red Garnet Matte 6/0 seed bead](#)
- [Pony-Copper](#)
- [Ribbon dance-Antique Brass](#)
- [Rich red KO thread](#)
- [Distressed gray leather indian 2.0](#)
- Beader's own owl charm

### TECHNIQUES AND PROJECTS:

[Tricks to Laddering](#)



# JACKIE MCINTOSH

## *Mystical Retreat*

What an unusual and creative way to use Boa Thread! By adding the fiber and a unique button, she has created bright pops of excitement in a one-of-a-kind design. " My button and the reds and greens of the foliage on the building, inspired me to make this 3 wrap bracelet."

### INGREDIENTS:

- Tila beads: Matte Opaque Red AB, Transparent Red, Metallic Green Iris, Opaque Orange, Opaque Yellow, Picasso Smokey Black Matte
- 8/0 seed bead Duracoat Galvanized Eggplant
- 4mm Glass Rondelles
- Chinese Knotting Cord
- C-Ion Cording
- #1 Tuff Cord in Hematite
- 1.5 mm Leather in Bronze
- Beader's own button
- Beader's own red "boa" thread (added for a different look)

### TECHNIQUES AND PROJECTS:

Mosaic Wrap  
Tricks to Laddering  
Bollywood Bracelet



CATHY T.

*Autumn Lane*

The source of inspiration for this bracelet, wrote Cathy, came from a photo she found online at [all-free-download.com](http://all-free-download.com).

“The tila beads represent all the darker colors in the leaves and tree trunks. I loved the bright copper and galvanized berry beads mixed together because they seemed to pick up the gold and red sparkle in the leaves. The section of bright copper seed beads and Tila beads tie the foreground and the area in-between the two lines of trees. I chose the Mosaic 4 Wrap project for my design inspiration.”

#### INGREDIENTS:

- 1.5 Distressed Brown Indian Leather
- Light Copper Fine c-lon
- Orange reg. c-lon
- Bright Copper 8/0 seed beads
- Galvanized Berry 8/0 seed beads
- Light Caramel Ceylon Tila beads
- Metallic Dark Raspberry Iris Tila beads
- Transparent Dark Topaz tila beads
- Burnt Sienna Tila beads
- Transparent Dark Amber Picasso Tila beads
- Opaque Orange Picasso tila beads
- Beader's own button

#### TECHNIQUES AND PROJECTS:

Tricks to Laddering  
Mosaic Wrap



## CATHY T.

### *Step Into Fall*

“My source of inspiration is a photo I found on [slideshare.net](#). I really liked the way the steps seemed to lead you in the fall season. The opaque, orange Picasso Tila beads represent the steps. I love doing the 2 Stitch Wrap which used all the colors.” And we can see how it ties so nicely together.

#### INGREDIENTS:

- 1.5 [Distressed Brown leather](#)
- [Tree of Life button](#)
- [Light Copper Fine c-lon](#)
- [Opaque Orange Picasso tila beads](#)
- [Burnt Sienna Tila beads](#)
- 8/0 seed beads: [Garnet Gold Luster](#), [Opaque Red](#)
- Chinese knotting cord 4mm in [Orange](#), [Nutmeg](#) and [Lime](#)
- 2 [Copper Pony beads](#)
- Beader's own mixed 8/0s

#### TECHNIQUES AND PROJECTS:

- [Mosaic Wrap](#)
- [Tricks to Laddering](#)
- [In the Garden](#)



## CATHY T.

### *Autumn Jewels*

For my inspiration, I thought it would be fun to use a painting that I made so I chose "Orange Fields". I chose the color study project as my design inspiration. I really liked the rich oranges in the painting and felt that the Orange Fire Polished czech beads, the Galvanized Berry beads and the Coral Lumi Chexx beads expressed that richness. I chose the amethyst beads to convey the sky and background trees and the opaque yellow Picasso Tila beads and the peridot beads echoed the green colors in the painting. This was a really fun project and I found that creating a jewelry piece from a painting to be as challenging as creating the painting itself!

### INGREDIENTS:

- Distressed crimson 1.5 Indian Leather
- Light Copper Fine C-Ion
- Opaque Yellow Picasso tila beads
- Coral Lumi Chexx Glass beads
- Galvanized Berry 8/0 Duracoat seed beads
- Tattoo Copper Button
- C-Ion Regular: Orchid, Orange
- Beader's own 4 mm round faceted amethyst beads
- Beader's own 4 mm round faceted peridot beads
- Beader's own 4 mm orange fire polished round faceted czech beads
- Beader's own 4 mm round faceted red ruby beads
- Beader's own 1 troll bead

### TECHNIQUES AND PROJECTS:

Tricks to Laddering  
Color Study  
In the Garden