

Remove top thermal sticker from SSD before installation, or else the adapter might not fit in the Expresscard slot.

LED toggle switch is very fragile - please be careful when switching.

This adapter only supports PCI-E (NVMe) based SSDs. SATA drives are not supported.

For support, schematics, and more,
thinkmods.store/support

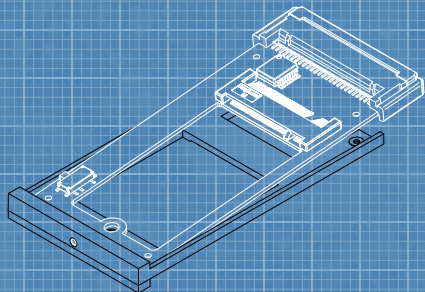


ThinkMods

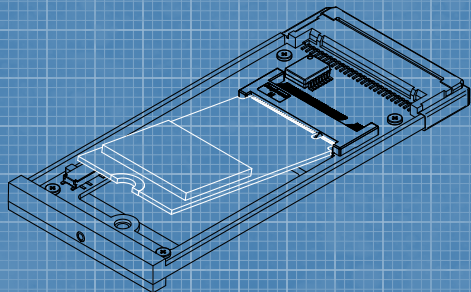
39mm

ExpressCard to
NVMe Adapter
TM-E2M-V1

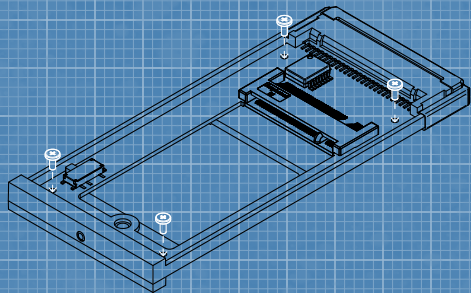
Quick Start Guide
Schnellstartanleitung



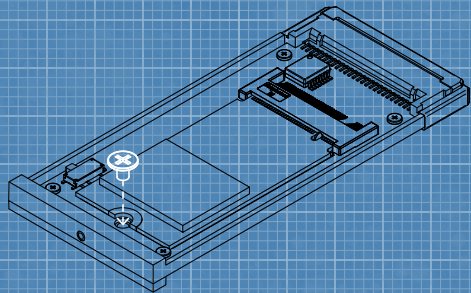
Step 1 Insert PCB into desired chassis size. If your adapter has an LED, insert it into the hole at an angle, as shown.



Step 3 Insert SSD at an angle before lowering to be flat.



Step 2 Install 4x M1*2.5 corner screws.



Step 4 Install 1x M2*3 SSD screw.