

How To Avoid Tent Damage When Setting Up, or Taking Down, Your Coleman® Folding Trailer

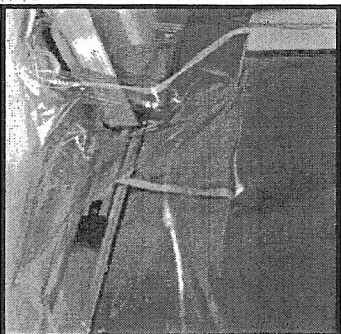
DO

Zip all window coverings closed before sliding beds into trailer.



DO NOT

Let window coverings interfere with bed movement




DO

Disengage all tensioning cords underneath both beds before sliding beds into trailer.




DO

Fold door area tenting away from bed rail when sliding beds in or out of trailer.



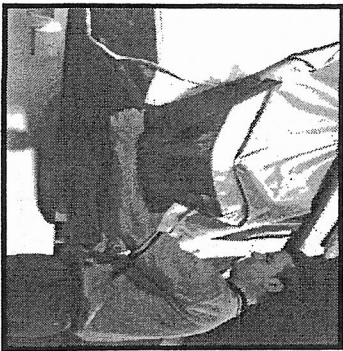
DO NOT

Let door area tenting interfere with bed rail during bed movement.



Fleetwood Folding Trailers, Inc.
258 Beacon Street, P.O. Box 111
Somerset, Pennsylvania

Our Website: www.colemantrailers.com
E-mail: Customer-Service@fft-inc.com




DO

Pull tip-out galley area tenting outside of trailer before pushing beds into trailer. (Tip-out galley models only)




DO NOT

Push tip-out galley area tenting into trailer before pushing beds into trailer. (Tip-out galley models only)



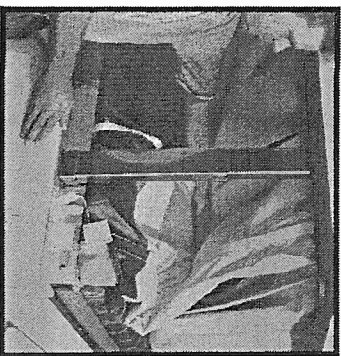
DO

Pull glide-out area tenting outside of trailer before pushing beds into trailer. (Glide-out models only)




DO NOT

Push glide-out area tenting into trailer before pushing beds into trailer. (Glide-out models only)



DO

Neatly fold tenting away from lifter posts when lowering the trailer roof.



DO NOT

Allow tenting to interfere with lifter posts when lowering the trailer roof.