


2006

EVOLUTION

SERIES



E2 shown with optional tri-fold ramp.

Gettin' off road...
WAY OFF ROAD!



by Fleetwood Folding Trailers

EVOLUTION

Survival Of The Fittest!




FULLY FUNCTIONAL GALLEY complete with built-in sink, stove, and refrigerator. E2 shown.

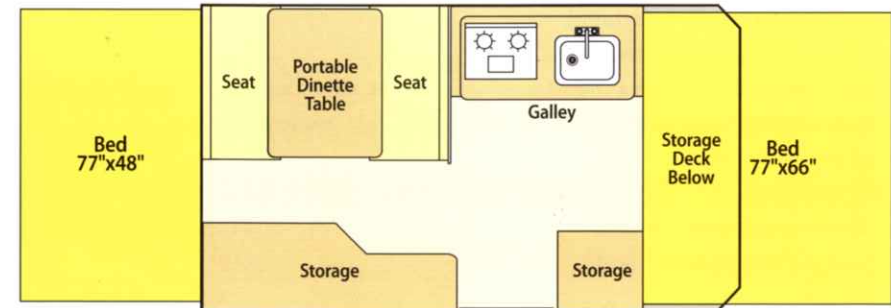


E2 COMPLETE INDOOR BATHROOM with built-in cassette potti and shower. E1 and E2 feature standard water heater and outdoor wash-down station.

Survival of the fittest means being the best. The Evolution Series is definitely the best vehicle to support active lifestyles. Heavy-duty features... heavy-duty construction...cargo decks for gear or motorsports...aggressive good looks...amenities to comfort your weary body. Your activities have evolved...we've evolved your activity support vehicle.



E2 shown.

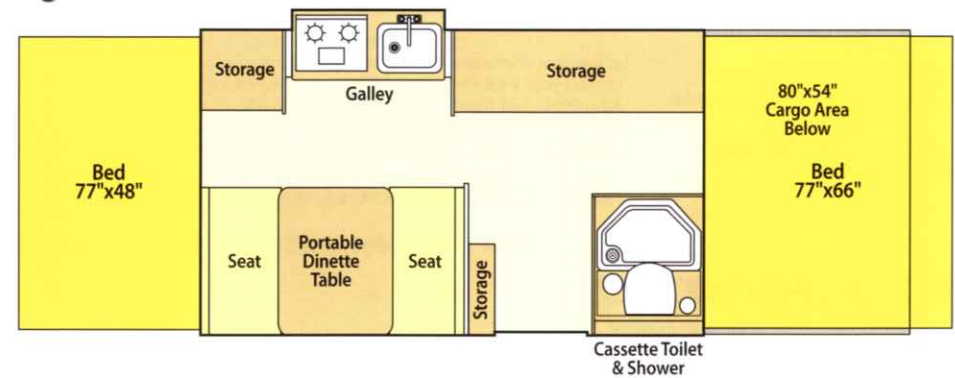


The Original EVOLUTION Trailer:

- Side dinette for walk-through roominess
- Loads of storage and countertop space
- Front storage deck

ALL the features of the E1, plus:

- Full bathroom
- Tip-out galley for added roominess
- Refrigerator access when trailer is set down
- Larger cargo deck



EVOLUTION WEIGHTS AND MEASURES	E1	E2
Box Size (inside length)	9'-10"	11'
Gross Vehicle Weight Rating (GVWR), (lbs)	3,500	3,500
Unloaded Vehicle Weight (UVW), (lbs)	2,220	2,505
Unloaded Tongue Weight (UTW), (lbs)	300	390
Maximum Carrying Capacity (MCC), (lbs)	1,280	995
Gear Deck Dimensions (length x width)	84" x 24" (clear of the front body panel)	54" x 84"
Gear Deck Carrying Capacity (lbs)	200 (reduces MCC to 1,080)	500 (reduces MCC to 495)
Cabinet Storage (cu. ft.)	42	38
Tire Size	LT235/75R15C	LT235/75R15C
Open Dimensions (length x width)	21' x 8'-7"	24'-5" x 9'-10"
Closed Dimensions (length x width)	16'-5" x 7'-5"	20'-10" x 7'-5"
Open Height	107"	107"
Closed Height	63"	63"
Interior Height	80"	80"
Convertible Dinette / Bed Size	42" x 65"	40" x 69"
Water Storage Capacity (Main Tank)	20 gallons	20 gallons
Water Storage Tank Location (Main Tank)	Under Floor	Under Floor
Water Storage Capacity w/std Water Heater	26 gallons	26 gallons
Converter / Charger Amperage	25	25

- GVWR (Gross Vehicle Weight Rating) is the maximum permissible weight of this trailer when fully loaded. It includes all weight at the trailer axle(s) and tongue or pin.
- All dry weights are based on the standard model and do not include optional features or equipment.
- Maximum Carrying Capacity is determined by subtracting Gross Dry Weight from the GVWR. The Maximum Carry Capacity does NOT include the weight of fresh water, propane, or water in the water heater.
- Trailer open width includes slide-out step and /or tip-out galley.
- Water weight equals 8.3 lbs per gallon. LP Gas weight equals 4.2 lbs. per gallon.
- Hitch weights are dependent upon how the trailer is equipped with options, on board cargo and tank fluid levels. Actual hitch weights may be higher or lower than shown. It is recommended that the tow vehicle and hitch for your trailer have sufficient capacity to accommodate actual usage.
- Some accessories and options may be dealer installed.
- Installed option weights will decrease the cargo carrying capacity. Consult Owner's Manual for accessory weights.
- Refrigerator, furnace, cassette toilet, hot water and outside shower are factory installed options.

FLEETWOOD FOLDING TRAILER WARRANTY

Limited Lifetime Warranty
Frame and Lift System.

The limited lifetime warranty on specified structural components covers repair of defective parts, labor, and freight for the first full year and repair of specified defective parts and labor for years two and beyond from the date of purchase...for as long as you own your trailer.

Limited 25 Year Warranty
Floor and Bed Platform Wood.

National Coverage Traveling to Spokane? Buffalo? We've got you covered with one of the nation's largest trained service networks. In fact, **335 Fleetwood Folding Trailer dealers** are just a phone call away.

Limited 5 Year Warranty
Roof Assembly and Tent Material.

IMPORTANT PLEASE READ Product information, photography and illustrations included in this publication were as accurate as possible at the time of printing. For further product information and changes, please visit our website at www.fleetwoodrv.com/foldingtrailers or contact your local Fleetwood folding trailer dealer. Prices, materials, design and specifications are subject to change without notice.

Limited 1 Year Warranty
Hitch to Bumper.

All weights, fuel, liquid capacities and dimensions are approximate. Fleetwood has designed its recreational vehicles to provide a variety of uses for customers. Each vehicle features optimal seating, sleeping, storage and fluid capacities. The user is responsible for selecting the proper combination of loads (i.e.: occupants, equipment, fluids, cargo, etc.) to ensure that the vehicle's capacities are not exceeded.

FLEETWOODRV.COM To locate a dealer near you, visit our website or call 1-800-444-4905. We can also be contacted at Fleetwood Customer Relations, P.O. Box 7638, Riverside, CA 92513-7638.

Your local Fleetwood Folding Trailer dealer is:



www.fleetwoodrv.com

For complete info see your Fleetwood Folding Trailer dealer. © 2005. Fleetwood Enterprises, Inc. Printed in the USA.

"OFF-ROAD" CONSTRUCTION AND STYLING DETAILS

- Heavy duty tubular steel frame (6" main frame, 5" A-frame) with protected trailer wiring
- 6" powder coated rear bumper
- Steel wheel wells
- Diamond plate front and rear body panels
- Diamond plate side panel detailing
- Powder coated steel body reinforcements
- Impact resistant wheel well flairs
- Steel rimmed and recessed rear lights
- Brush guarded side and front marker lights
- Mud flaps
- Shock absorbers
- 15" off-road tread raised white letter tires on alloy rims
- Silver and black interior
- Choice of silver or yellow exterior
- Waterproof galleytop
- Weather resistant composite carry-out dining table
- All-weather, non-slip coated front deck with stainless steel tie-downs
- Painted steel seat frames
- Slipper leaf spring suspension
- Center mount dolly jack with wheel
- 4 crank-down stabilizer jacks with sand pads
- EZ lube axle with 5 bolt hubs
- Electric brakes
- Deep cycle marine battery mount with wiring harness
- Seamless Weyerhaeuser Structurwood® floor and bed platforms
- Painted, permanently attached, self-storing bed supports
- Positive locking safety chains
- Stainless steel "Posi-Lock" lift system
- Full perimeter aluminum bed frames
- Sunbrella® 302 tenting for breathability
- Fine mesh window screening
- Clear view window vinyl
- Refrigerator- 1.9 cu ft 3 way operation
- One-piece aluminum framed screen door
- Slide-out double entry step
- 2- burner inside stove
- Exterior LP hook-up for outdoor cooking appliance
- 25 amp converter with charger
- Stainless steel sink
- 12 volt water pump
- Water heater
- Exterior wash-down station
- Exterior patio light
- Exterior 110 volt outlet
- Privacy lined window curtains and 2 sets bed curtains
- LP detector/alarm
- CO detector/alarm, fire extinguisher
- 15" spare tire with vinyl cover
- 2- 20lb LP tanks with vinyl covers

treadlightly!
LEAVING A GOOD IMPRESSION

