

DISCOVER COLEMAN...EXPLORE THE POSSIBILITIES

The Most Trusted Name In Outdoor Recreation



discover Coleman... and our great outdoors heritage

Just by opening this brochure, you have set yourself on a path of discovery.

As you read through these pages, you will discover some of the reasons why Coleman® Folding Trailers are the number one selling brand in the world...superior features, outstanding customer service, and a fierce and dedicated commitment to producing the absolute best folding trailer product.

If you are seeking the very best in camping experience - quality, dependability, convenience, comfort, safety and security, we're pleased that your search has brought you to us. With all the different Coleman models to explore, the perfect folding trailer for both your lifestyle and budget is available right now.

Our customer relationships are very important to us, and it is because of those relationships and feedback from our customers that we have been able to continuously improve our products to provide the highest quality and best value in camping trailers. Please read on and discover more about Coleman!

CONTENTS

2
GRAND TOUR ELITE SERIES

4
GRAND TOUR SERIES

6
DESTINY SERIES

8
FLOOR PLANS & SPECS

10
QUALITY CONSTRUCTION

12
FEATURES


14
ACCESSORIES

G R A N D T O U R E L I T E S E R I E S

The Grand Tour Elite Series, Monterey, Niagara and Bayside Models...
discover the ultimate camping experience!



NEW MONTEREY SHOWN WITH OPTIONAL CANOPY



Begin remote set-up...



Top up...



Beds out...all in about a minute!

The Monterey is the only folding trailer in the world with full automatic set-up...utilizing the exclusive patent-pending "Full Power Up & Out" lift system.



The bay window galley with overhead shelf provides additional storage.



Monterey Interior Features...



The spacious Glide-Out™ dinette expands your living space.



Large 2.5 cu. ft. 3-way Dometic® refrigerator with door storage and room for 2-liter bottles and plenty more.



Standard cassette toilet.



Upright wardrobe provides convenient storage for clothing.

discover the choices...

GRAND TOUR

SERIES

The Grand Tour Series floor plans - Westlake, Utah,
Mesa, Sun Valley, Cheyenne, Carmel and Santa Fe models.



NEW CARMEL MODEL

OPTIONAL DECOR GROUP PACKAGES

Monterey, Niagara, Bayside, Westlake, Utah, Mesa, Sun Valley, Cheyenne, Carmel & Santa Fe

- 1 King SlumberPak
- Camper Caddy
- Vanity Mate
- Sink Cover/Cutting Board
- 2 Portable Combo Fan-Lites
- Stepper Door Mat

See pages 14 and 15 for item descriptions.



Carmel Interior Features...



Optional 1.9 cu. ft. refrigerator. Standard on Grand Tour Westlake, Utah, Mesa and Sun Valley models.



Privacy curtains feature top netting to allow heating and cooling air circulation.



Stepper™ Door features a non-slip FlexTread™ surface and safety light.



Wrap around seating arrangement is a perfect family gathering area.



Convenient shower and built-in cassette toilet is standard on Grand Tour Elite Niagara and Grand Tour Westlake models.


explore the possibilities...

DESTINY SERIES

The Destiny Series floor plans - Tacoma, Laramie, Cottonwood, Sedona, Yuma and Taos models...
exceptional camping comfort and a great value!



YUMA MODEL



Yuma Interior Features...



Easy access to the 23 cu. ft. storage trunk from inside or out. Standard on all Grand Tour Elite Series, Grand Tour Westlake, Utah, Mesa & Cheyenne models and Destiny Laramie model.




Experience comfort and convenience with our dinette that converts quickly to a bed.

OPTIONAL DECOR GROUP PACKAGES
 Tacoma, Laramie, Cottonwood, Sedona,
 Yuma & Taos

- Camper Caddie
- Sink Cover/Cutting Board
- 1 Portable Combo Fan-Lite
- Vanity Mate

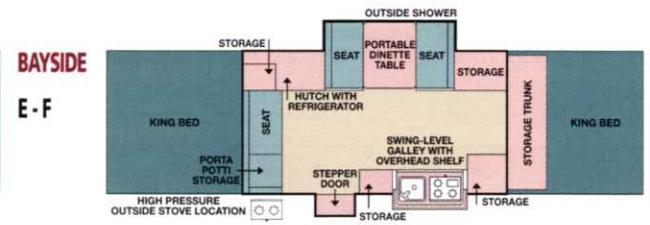
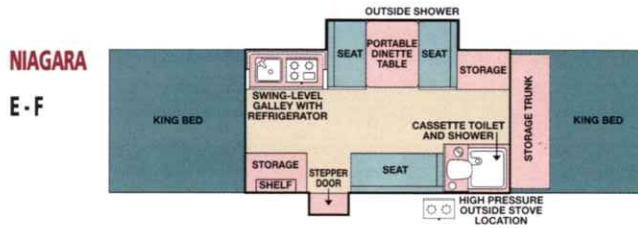
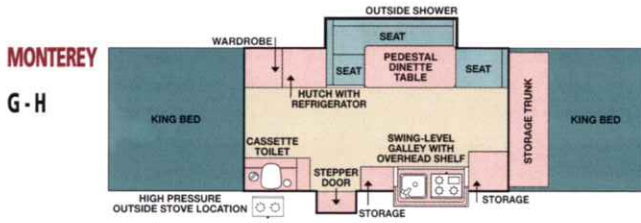
See pages 14 and 15 for item descriptions.



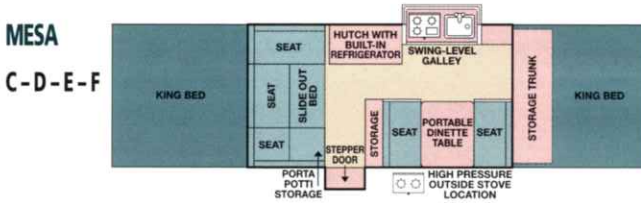
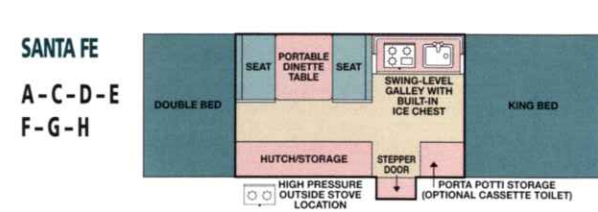
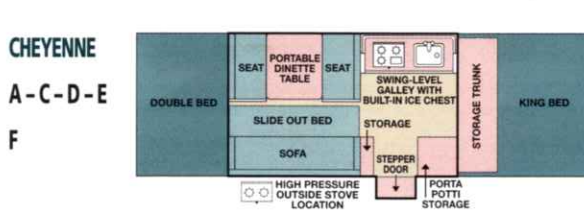
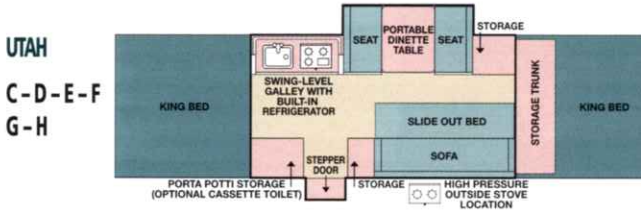
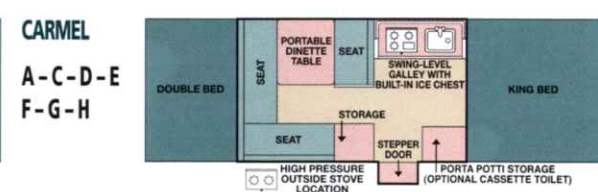
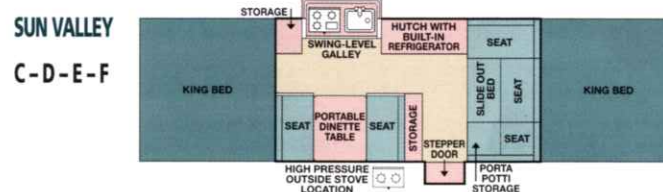
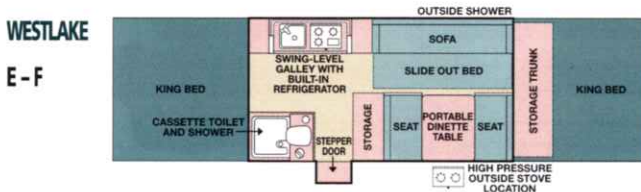
On demand electric water pump with dual water supply. Standard on all Coleman models except Destiny Taos model.

EXPLORE THE POSSIBILITIES... FLOOR PLANS AND SPECIFICATIONS

GRAND TOUR ELITE SERIES



GRAND TOUR SERIES



Coleman® models available with the following equipment choices:

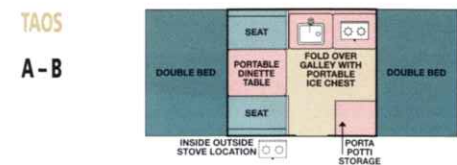
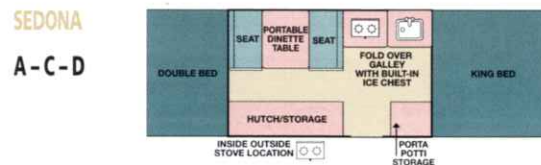
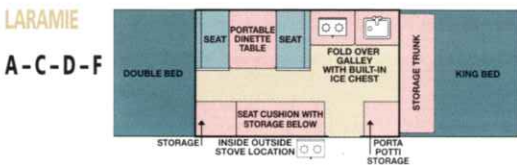
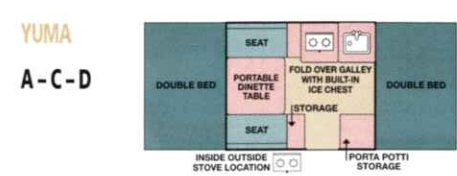
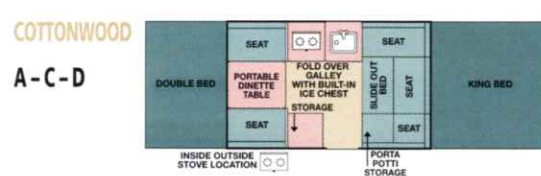
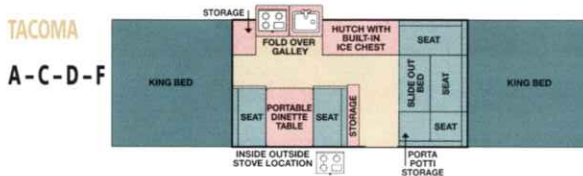
- A - No Furnace or Refrigerator
- B - 20,000 BTU Furnace
- C - Refrigerator

- D - Furnace and Refrigerator
- E - Hot Water and Refrigerator
- F - Hot Water, Furnace and Refrigerator

- G - Cassette Toilet, Hot Water and Refrigerator
- H - Cassette Toilet, Hot Water, Furnace and Refrigerator

The trailer's identification tag indicates the highest potential "Unloaded Vehicle Weight" (UVW) with all available factory installed options. The UVW shown on page 9 of this brochure reflects the standard trailer's base price configuration as listed above. Not all configurations available in Canada. Please consult your local dealer or colemantailers.com for available configurations.

DESTINY SERIES



COLEMAN® OPTIONAL DECOR GROUP PACKAGES

TACOMA, LARAMIE,
COTTONWOOD, SEDONA,
YUMA & TAOS

- Camper Caddie
- Sink Cover/Cutting Board
- 1 Portable Combo Fan-Lite
- Vanity Mate

MONTEREY, NIAGARA, BAYSIDE,
WESTLAKE, UTAH, MESA,
SUN VALLEY, CHEYENNE, CARMEL
& SANTA FE

- 1 King SlumberPak
- Camper Caddie
- Vanity Mate
- Sink Cover/Cutting Board
- 2 Portable Combo Fan-Lites
- Stepper Door Mat

See pages 14 & 15 for item descriptions.



COLEMAN® FOLDING TRAILERS

is committed to providing useful and accurate information to our customers. Since the initial printing of this product brochure, some changes have occurred, which we would like to bring to your attention.

PAGE 8...

Listed under “Coleman models available with the following equipment choices:”, item B should indicate a 16,000 BTU Furnace, not 20,000 BTUs.

PAGE 9...

Listed under Grand Tour Elite, including the Monterey, Niagara and Bayside models, their Gross Vehicle Weight Rating (GVWR), (lbs.) should be 3,600 lbs., not 3,450 lbs. The Gross Axle Weight Rating (GAWR), (lbs.) should be 3,200 lbs., not 3,050 lbs. for each of these models.

Because of the adjusted GVWR, the Cargo Carrying Capacity (CCC), (lbs.) also changed for each of the Grand Tour Elite models. The Monterey should be 560 lbs., not 410 lbs.; the Niagara should be 520 lbs., not 370 lbs.; and the Bayside should be 630 lbs., not 480 lbs.

Listed under Grand Tour, including the Sun Valley and Cheyenne models, their Gross Vehicle Weight Rating (GVWR), (lbs.) should be 3,000 lbs., not 3,070 lbs. The Gross Axle Weight Rating (GAWR), (lbs.) should be 2,650 lbs., not 2,720 lbs. for each of these models.

Because of the adjusted GVWR, the Cargo Carrying Capacity (CCC), (lbs.) also changed for the Sun Valley and Cheyenne models. The Sun Valley should be 610 lbs., not 640 lbs. and the Cheyenne should be 790 lbs., not 860 lbs.

Listed under Destiny, including the Tacoma and Laramie models, their Gross Vehicle Weight Rating (GVWR), (lbs.) should be 3,000 lbs., not 3,070 lbs. The Gross Axle Weight Rating (GAWR), (lbs.) should be 2,650 lbs., not 2,720 lbs. for each of these models.

Because of the adjusted GVWR, the Cargo Carrying Capacity (CCC), (lbs.) also changed for the Tacoma and Laramie models. The Tacoma should be 860 lbs., not 930 lbs. and the Laramie should be 1,015 lbs., not 1,085 lbs.

Please be aware of these changes when reviewing the full listing of specifications on page 9. If you have any questions, please contact your Coleman Folding Trailer dealer or visit www.colemantrailers.com.

What Makes Coleman® the Trailer of Choice for so Many?

Trust...

Just look around as you travel and you'll discover, there are more Coleman® Camping Trailers on the road today than all other brands combined. Outdoor enthusiasts and campers, whether novice or experienced, have learned to trust and depend on the name "Coleman." Coleman Trailers, as well as most other Coleman Outdoor Gear have built a history and a reputation for rugged dependability and enduring quality that our customers know they can count on.

History...

Our roots and heritage run deep, dating back to The Coleman Company's humble beginnings over 100 years ago in 1901. History is another word for experience and for the past century Coleman quality outdoor products have earned the reputation of the "Greatest Name in the Great Outdoors." We take our history, our reputation and our relationship with each customer seriously, knowing that our reputation was built one customer at a time.

Commitment...

When you purchase any product, you place your trust in that product. We respect and value the investment you make when you purchase a Coleman Trailer, and through your purchase we commit to you that our product will deliver outstanding service and meet your expectations. We don't claim to build a "perfect product," but we do build the absolute best folding trailer available in the marketplace today.

We hope that Coleman will be your trailer of choice and we pledge to do our level best to continue to earn your trust and product loyalty long after your initial purchase has been made. If our product pleases you, we hope you tell your friends and neighbors and if for any reason it doesn't, we hope you'll tell us first... a satisfied customer is our most valuable resource.

Thanks for considering a Coleman Trailer.

Experience COLEMAN® Trailers For Yourself

www.colemantrailers.com

Virtual Tours • Dealers • Pricing

	GRAND TOUR ELITE			GRAND TOUR							DESTINY					
	MONTEREY	NIAGARA	BAYSIDE	WESTLAKE	UTAH	MESA	SUN VALLEY	CHEYENNE	CARMEL	SANTA FE	TACOMA	LARAMIE	COTTONWOOD	SEDONA	YUMA	TAOS
Box Size (Inside Length)	12'	12'	12'	12'	12'	12'	12'	10'	10'	10'	12'	10'	10'	10'	8'6"	8'
Gross Vehicle Weight Rating (GVWR), (lbs.)	3,450	3,450	3,450	3,450	3,450	3,450	3,070	3,070	2,550	2,550	3,070	3,070	2,550	2,550	2,440	1,750
Gross Axle Weight Rating (GAWR), (lbs.)	3,050	3,050	3,050	3,050	3,050	3,050	2,720	2,720	2,200	2,200	2,720	2,720	2,200	2,200	2,090	1,500
Unloaded Vehicle Weight (UVW), (lbs.)	2,800	2,840	2,730	2,605	2,635	2,450	2,240	2,105	1,835	1,845	1,950	1,880	1,645	1,600	1,395	1,180
Unloaded Axle Weight (UAW), (lbs.)	2,675	2,715	2,580	2,485	2,535	2,315	2,075	1,960	1,635	1,645	1,815	1,745	1,475	1,425	1,280	1,010
Unloaded Tongue Weight (UTW), (lbs.)	125	125	150	120	100	135	165	145	200	200	135	135	170	175	115	170
Cargo Carrying Capacity (CCC), (lbs.)	410	370	480	605	625	810	640	860	610	600	930	1,085	800	845	940	505
Storage Trunk Capacity (cu. ft.)	20	20	20	20	23	23	N/A	23	N/A	N/A	N/A	23	N/A	N/A	N/A	N/A
Cabinet Storage (cu. ft.)	42	34	40	35	41	48	45	34	43	39	52	34	43	42	34	25
Total Storage Capacity (cu. ft.)	62	54	60	55	64	71	45	57	43	39	52	57	43	42	34	25
Tire Size	C78-135T	C78-135T	C78-135T	C78-135T	C78-135T	C78-135T	B78-135T	B78-135T	B78-135T	B78-135T	B78-135T	B78-135T	B78-135T	B78-135T	5.30 X 12	5.30 X 12
Dimensions (Open - Length x Width)	25'x11'8"	25'x11'8"	25'x11'8"	25'x8'9"	25'x11'8"	25'x10'2"	25'x10'2"	21'5"x8'9"	21'5"x8'9"	21'5"x8'9"	25'x9'2"	22'8"x8'1"	21'5"x8'1"	21'5"x8'1"	18'1"x8'1"	17'x7'4"
Dimensions (Closed - Length x Width)	19'x7'5"	19'x7'5"	19'x7'5"	19'x7'5"	19'x7'5"	19'x7'5"	17'x7'5"	17'x7'5"	15'x7'5"	15'x7'5"	17'x7'5"	17'x7'5"	15'x7'5"	15'x7'5"	13'11"x7'5"	12'2"x6'8"
Height (Open)	8'6"	8'6"	8'6"	8'5"	8'5"	8'5"	8'5"	8'4"	8'4"	8'4"	8'4"	8'4"	8'4"	8'4"	8'	8'2"
Height (Closed)	4'8"	4'8"	4'8"	4'8"	4'8"	4'8"	4'8"	4'7"	4'7"	4'7"	4'6"	4'6"	4'6"	4'6"	4'3"	3'11"
Interior Height	81"	81"	81"	81"	81"	81"	81"	81"	81"	81"	79"	79"	79"	79"	79"	79"
Front Bed Size (Mattress only)	77"x70"	77"x70"	77"x70"	77"x70"	77"x70"	77"x70"	77"x70"	77"x70"	77"x70"	77"x70"	77"x70"	77"x70"	77"x70"	77"x70"	77"x48"	72"x48"
Rear Bed Size (Mattress only)	77"x70"	77"x70"	77"x70"	77"x70"	77"x70"	77"x70"	77"x70"	77"x48"	77"x48"	77"x48"	77"x70"	77"x48"	77"x48"	77"x48"	77"x48"	72"x48"
Sleeping Capacity (Number of Persons)	8	8	8	9	9	9	9	8	7	7	10	7	8	7	6	6
Slide-Out Bed Size	N/A	N/A	N/A	67"x33"	67"x33"	80 1/2"x33"	80 1/2"x33"	67"x33"	N/A	N/A	80 1/2"x41 1/2"	N/A	80 1/2"x33"	N/A	N/A	N/A
Convertible Dinette Bed Size	71"x43"	71"x43"	71"x43"	67"x40"	71"x43"	67"x40"	67"x40"	71"x43"	71"x43"	71"x43"	67"x40"	71"x43"	80 1/2"x41"	71"x43"	80 1/2"x41"	74"x41"
Water Storage (gal.) UF=Underfloor	20 UF	20 UF	20 UF	20 UF	20 UF	20 UF	20 UF	10 UF	10 UF	10 UF	20 UF	10 UF	10	10	10	5
Full Power Up & Out Lift System	Std.	N/A	N/A	N/A	N/A	N/A	N/A	N/A	N/A	N/A	N/A	N/A	N/A	N/A	N/A	N/A
25 AMP Converter with Charger	Std.	Std.	Std.	Std.	Std.	Std.	Std.	Std.	Std.	Std.	Std.	Std.	Std.	Std.	Std.	Std.
AlumiTite™ Composite Roof	Std.	Std.	Std.	Std.	Std.	Std.	Std.	Std.	Std.	Std.	N/A	N/A	N/A	N/A	N/A	N/A
Electric Brakes	Std.	Std.	Std.	Std.	Std.	Std.	Std.	Std.	Std.	Std.	Std.	Std.	Std.	Std.	Std.	Std.
EZ Crank Down Stabilizers (*w/Sand Pads)	Std.*	Std.*	Std.*	Std.	Std.*	Std.	Std.	Std.	Std.	Std.	N/A	N/A	N/A	N/A	N/A	N/A
Spring Loaded Friction Stabilizers	N/A	N/A	N/A	N/A	N/A	N/A	N/A	N/A	N/A	N/A	Std.	Std.	Std.	Std.	Std.	Std.
Wheel Covers	Std.	Std.	Std.	Opt.	Opt.	Opt.	Opt.	Opt.	Opt.	Opt.	Opt.	Opt.	Opt.	Opt.	N/A	N/A
BackSaver Bed Support System	Std.	Std.	Std.	Std.	Std.	Std.	Std.	Std.	Std.	Std.	N/A	N/A	N/A	N/A	N/A	N/A
Cable TV/12V Jack Connection	Std.	Std.	Std.	Std.	Std.	Std.	Std.	Std.	Std.	Std.	N/A	N/A	N/A	N/A	N/A	N/A
3-Way Refrigerator Capacity (cu. ft.) (Opt. Refrigerator Capacity is 1.9 cu. ft.)	2.5	2.5	2.5	1.9	1.9	1.9	1.9	Opt.	Opt.	Opt.	Opt.	Opt.	Opt.	Opt.	Opt.	N/A
Built-in Ice Chest (57 qts.) (*Portable ice chest)	N/A	N/A	N/A	N/A	N/A	N/A	N/A	Std.	Std.	Std.	Std.	Std.	Std.	Std.	Std.	36 qts.*
Cassette Toilet & Shower (*Cassette toilet only)	Std.*	Std.	N/A	Std.	Opt.*	N/A	N/A	N/A	Opt.*	Opt.*	N/A	N/A	N/A	N/A	N/A	N/A
Hot Water w/6 Gal. Hot Water Tank	Std.	Std.	Std.	Std.	Opt.	Opt.	Opt.	Opt.	Opt.	Opt.	Opt.	Opt.	N/A	N/A	N/A	N/A
12 V Electric Water Pump w/Dual Supply	Std.	Std.	Std.	Std.	Std.	Std.	Std.	Std.	Std.	Std.	Std.	Std.	Std.	Std.	Std.	N/A
Fresh Water & Battery Charge Indicator	Std.	Std.	Std.	N/A	N/A	N/A	N/A	N/A	N/A	N/A	N/A	N/A	N/A	N/A	N/A	N/A
Outside Shower (Only available when ordering hot water option)	Std.	Std.	Std.	Std.	Opt.	Opt.	Opt.	Opt.	Opt.	Opt.	Opt.	Opt.	N/A	N/A	N/A	N/A
Porta Potti Storage Cabinet	N/A	N/A	Std.	N/A	Std.	Std.	Std.	Std.	Std.	Std.	Std.	Std.	Std.	Std.	Std.	Std.
Swing-Level Galley	Std.	Std.	Std.	Std.	Std.	Std.	Std.	Std.	Std.	Std.	N/A	N/A	N/A	N/A	N/A	N/A
Fold-Over Galley	N/A	N/A	N/A	N/A	N/A	N/A	N/A	N/A	N/A	N/A	Std.	Std.	Std.	Std.	Std.	Std.
Spice Rack and Cutlery Tray	Std.	Std.	Std.	Std.	Std.	Std.	Std.	Std.	Std.	Std.	N/A	N/A	N/A	N/A	N/A	N/A
High-Pressure Outside Stove (2 Burners)	Std.	Std.	Std.	Std.	Std.	Std.	Std.	Std.	Std.	Std.	N/A	N/A	N/A	N/A	N/A	N/A
Portable Inside/Outside Stove	N/A	N/A	N/A	N/A	N/A	N/A	N/A	N/A	N/A	N/A	Std.	Std.	Std.	Std.	Std.	Std.
Quilted Bed Mattress	Std.	Std.	Std.	Std.	Std.	Std.	Std.	Std.	Std.	Std.	N/A	N/A	N/A	N/A	N/A	N/A
Stepper Door w/ Storage, FlexTread™ & Light	Std.	Std.	Std.	Std.	Std.	Std.	Std.	Std.	Std.	Std.	N/A	N/A	N/A	N/A	N/A	N/A

- When ordering installed refrigerator, the built-in ice chest is deleted.
- Accessories and options may be dealer installed.
- Installed option weights will decrease the Cargo Carrying Capacity. Consult Owner's Manual for accessory weights.
- Storage trunk models equipped with hot water have reduced cargo capacity because of hot water heater location.
- Cassette toilet, hot water tank and outside shower are factory installed options.

Verify the towing capacity of your tow vehicle. If you don't know, or aren't sure, you can check your owner's manual or ask at your automotive dealership. Be sure to match its tow rating to the Gross Vehicle Weight Rating (GVWR) of your trailer, not Unloaded Vehicle Weight (UVW). Include the weight of water, additional accessories, clothing, food and gear. To help Coleman Folding Trailer customers estimate this total weight, our Gross Vehicle Weight Ratings reflect the maximum weight of the trailer when fully loaded for camping. In some cases the relation between your tow vehicle and trailer may require an anti-sway and/or weight distribution control. Please consult your Coleman Folding Trailer dealer for advice.

• Gross Vehicle Weight Rating (GVWR) is the maximum permissible weight of a trailer fully-loaded for camping including all camping accessories, fluid and cargo. • Gross Axle Weight Rating (GAWR) is the maximum permissible load capacity of the axle assembly. • Unloaded Vehicle Weight (UVW) is the weight of the trailer as manufactured to standard configuration at the factory when separated from the tow vehicle (also known as the "base" or "dry" weight). • The Cargo Carrying Capacity (CCC) listed above takes into account the weight of water in the water storage tank and heater (if applicable) and the weight of a full LP gas tank.

discover Coleman...

QUALITY

**Coleman® Folding Trailers...Built Better...
Backed Better!**

Each Coleman® Folding Trailer is thoughtfully designed and carefully engineered to make your camping experience comfortable, convenient and as safe as possible. From features that assist with quick set-up, to protection from weather, to innovations for easy maintenance and service, Coleman® Folding Trailers have the reputation of providing years of worry-free camping.



LIMITED LIFETIME

ALUMITITE™ KRYSSTAL KOTE® COMPOSITE ROOF
(All Grand Tour and Elite Series Models)
TUBULAR STEEL FRAME
ONE-PIECE STRUCTURWOOD® FLOOR & BED PLATFORM
STAINLESS STEEL LIFT SYSTEM
(Except the Monterey Full Power Up & Out Motorized Components)

LIMITED FIVE YEAR

ALUMINUM ROOF
(All Destiny Series Models)
EXCLUSIVE SUNBRELLA® 302 TENTING
FULL POWER UP & OUT MOTORIZED COMPONENTS
(Grand Tour Elite Monterey Model)

LIMITED ONE YEAR

ALL OTHER TRAILER COMPONENTS
HITCH TO BUMPER INCLUDING TIRES

The extended life warranty on specified structural components covers repair of defective parts, labor and freight for the first full year and repair of specific defective parts and labor for years two and beyond from the date of purchase...for as long as you own your trailer.



**Affordable Family Fun...For Your Next Adventure
in the Great Outdoors!**

1 LIFT SYSTEM

- Stainless steel lift system will not corrode, rust or bind.
- Exclusive Full Power Up & Out lift system on the Grand Tour Elite Monterey sets up automatically in about a minute. (Limited 5-year warranty on motorized components).
- The waist level crank location on the Grand Tour & Elite Series is designed for easy access and minimal effort to raise the roof.
- The lift arms extend through the trailer sidewall and are attached to the frame, allowing rain water to flow through onto the ground, not into the trailer.
- The crank mechanism is equipped with Posi-Lock, allowing the operator to stop and release the crank handle without fear of kick-back or free-fall.
- The system is free-standing and does not require additional supports to prevent the roof from accidentally coming down.
- Limited lifetime warranty.

2 SUNBRELLA® 302 TENTING

- Exclusive Sunbrella 302 Tenting is made of breathable woven acrylic material that's hypoallergenic and guaranteed waterproof.
- Won't mildew, dry rot, fade, or crack.
- Because of its special breathable design, moisture and odors escape while minimizing condensation - eliminating the need of a roof vent.
- Meets or exceeds the Federal Government's Flame Retardancy 302 code standards.
- Tenting is attached at bed ends to prevent mattresses from getting wet during set-up and take-down.
- Sectional design provides a less expensive way to replace damaged or torn tenting.
- Continuous, double-needle stitching and double lap-fold seams prevent unraveling and provide strong water-tight seals from the very first time it gets wet.
- Limited 5-year warranty.

3 STABILIZERS

- Crank-down stabilizers on the Grand Tour & Elite Series are easily accessible and simple to operate.
- Stabilizers with sand pads make a solid foundation on soft or sandy ground (Sand pads standard on all Glide-Out models).
- Destiny Series offers spring loaded friction stabilizers that are self-storing.
- All stabilizers are bolted, not welded, to frame for easy replacement if damaged.

4 DOLLY JACK

- Exclusive, self-storing, dolly jack has a permanently attached wheel, so it can't be misplaced or fall off when moving trailer over rough ground.
- The jack is mounted to the side of the trailer tongue so it won't interfere with the tow vehicle's rear-mounted spare tire or tail gate and provides easier installation of optional sway control if desired.

5 TIRES & WHEELS

- D-Load range (Certain models) tires provide increased capacity and durability.
- Five lug nuts are used on each wheel for added safety.
- A lug-nut wrench is included as standard equipment with each trailer.
- Electric brakes and battery mounting kit are standard equipment on all models. (A brake controller may need to be installed in tow vehicle to meet state requirements.)

6 STEPPER™ DOOR

- Exclusive Stepper Door with deadbolt lock on the Grand Tour & Elite Series provides an extra-wide and sturdy entry step into the trailer.
- FlexTread "non-slip" step
- Lighted for night time safety
- The door features a convenient, lockable storage compartment.
- Destiny Series offers a self-storing slide-out step.

7 SCREEN DOOR

- One-piece screen door requires no assembly and easily sets into place.
- It's self-contained in a single frame so the trailer does not need to be perfectly level for installation.
- The extra-wide door is a full 24 1/2 inches wide to allow easy access to the trailer.
- The door handle is located at waist-level for easy use without stooping or bending to reach.
- The automatic spring-loaded door return provides automatic closing.

8 BUNK ENDS

- Exclusive Conestoga-style, angled bunk ends, combined with fine 18 mesh screening, allows good cross-ventilation, even when it rains.

9 BEDS

- Grand Tour & Elite Series offers exclusive BackSaver™ support system for easy set-up without bending or stooping.
- The beds glide out with minimal effort and feature full-perimeter aluminum frames to prevent warping and binding.
- Bed supports are easy to position and are self-storing so they can't be misplaced.
- All beds tested to 1,100 lbs. capacity. (Taos model tested to 750 lbs.)

10 GLIDE-OUT™ DINETTE

- The Glide-Out dinette (Certain models) can be set in place with minimal effort.
- They do not require additional stabilizers and are tested to 1,000 lbs. capacity.

11 SWING LEVEL® GALLEY

- The Swing-Level (Grand Tour & Elite Series) and Fold-Over (Destiny Series) galleys set up quickly and easily and provide plenty of upper and lower storage.
- Items don't need to be removed when traveling and the Swing-Level galley design provides a no-spill feature so items remain in place when positioning the galley.
- As a safety precaution the galley incorporates an automatic power control switch that shuts off electricity to the trailer's interior lighting when set in the travel position to prevent accidental damage to the tent.

12 ROOF

- AlumiTite™ Krystal Kote® composite roof on Grand Tour & Elite Series offers automotive finish design and is guaranteed not to leak.
- Provides scratch resistant performance with low maintenance.
- Built-in track for easy roof rack installation.
- Standard awning rail on both sides of trailer for optional canopy and sun shade.
- The Destiny Series offers an insulated sandwich aluminum roof.
- All roofs are air conditioner ready (Taos model requires an A/C kit) and come with built-in canopy track.
- Limited lifetime warranty on Grand Tour & Elite Series. Limited 5 year warranty on Destiny Series roof.

13 WHEEL WELLS

- Seamless, high-density polyethylene wheel wells won't rust or allow water or dust to penetrate into the interior of the trailer.

14 WALL CONSTRUCTION

- Krystal Kote® exterior aluminum panels resist scratches and never need waxing.
- Automotive style double sidewall construction allows panels to be easily and inexpensively replaced if damaged with minimal labor.
- Painted body rails providing a more stylized exterior finish. (Grand Tour & Elite Series only).

15 WATER STORAGE (Not shown on illustration)

- Underfloor water storage in the Grand Tour & Elite Series and Destiny Tacoma & Laramie models frees up valuable interior storage space.
- All Grand Tour Elite models and Grand Tour Westlake model provide hot water with mixer faucet and outside shower.
- Exclusive electric pump water supply on all models except Destiny Taos model.
- 6-gallon gas hot water heater provides on demand hot water.

16 FRONT & REAR PANELS

- Front and rear TPO panels are chip resistant and provide protection against stones, road debris or unexpected objects when backing up (Certain models).
- Panels can easily and inexpensively be replaced if damaged.

17 SEAT & BED FOAM

- All models use high-density foam for maximum comfort and lasting support on seat cushions and mattresses.
- Grand Tour & Elite Series offers quilted mattresses designed for therapeutic support providing a comfortable good night's rest.

18 DINETTE TABLE

- All models offer a lightweight, portable dinette table that can be used inside or out (Monterey model features a pedestal table).

19 COLD FOOD STORAGE

- Grand Tour Elite Series provides a large 2.5 cu. ft. 3-way gas/electric refrigerator.
- Grand Tour and Destiny Series provide a built-in 57 qt. ice chest (Except Westlake, Utah, Mesa, Sun Valley & Taos models) with an optional 1.9 cu. ft. 3-way gas/electric refrigerator.
- Destiny Taos model provides a portable 36 qt. Coleman Xtreme™ portable ice chest.

20 STOVES

- Grand Tour & Elite Series provides exclusive two-stove convenience with a high-pressure outside stove (2 burner) and a low-pressure inside stove (3 burner).
- High pressure outside stove provides more BTU's and can be used in windy and high altitude conditions.
- Destiny Series provides a transportable low-pressure stove which can be used inside or out.

21 WINDOWS

- Clear vinyl windows allow more natural light inside on overcast days.
- Fine 18 mesh screening keeps even the tiniest insects out.

22 FRAME

- Full perimeter tubular steel frame offers greater strength and durability.
- Tongue and bumper are stone finish powder coat painted to prevent rusting.
- Trailer wiring is protected inside the frame members to prevent damage from stones and other road debris.
- Limited lifetime warranty.

23 FRONT STORAGE TRUNK (Certain models)

- Large 23 cu. ft. of storage space for plenty of camping gear (See trailer cargo capacities on page 9).
- Easy access from top, side and inside the trailer.

24 STRUCTURWOOD® FLOOR & BED PLATFORM

- One-piece Structurwood® eliminates seams, warping, buckling and delaminating.
- 100% quality control provides consistent panels with no soft spots, knotholes or core voids.
- Limited lifetime warranty.

GRAND TOUR ELITE Special Features

- STANDARD ON MONTEREY, NIAGARA & BAYSIDE MODELS, PLUS ALL GRAND TOUR STANDARD FEATURES
- **EXCLUSIVE** Full Power Up & Out Lift System on Monterey Model
 - **EXCLUSIVE** AlumiTite™ Krystal Kote® Composite Roof* Air Conditioner and Roof Rack Ready
 - **EXCLUSIVE** Water Filtration System
 - 2.5 cu. ft. 3-Way Gas/Electric Refrigerator
 - Hot and Cold Water w/Mixer Faucet
 - Outside Shower w/Hot Water
 - Fresh Water & Battery Charge Indicator
 - EZ-Crank Down Stabilizer Jacks with Sand Pads*
 - Molded ABS Spare Tire and Gas Bottle Covers*
 - Electric Brakes are Standard on all Coleman® Trailers
 - Battery Mounting Kit
 - Wheel Covers

GRAND TOUR Extras At No Extra Charge

- **EXCLUSIVE** BackSaver™ Self-Storing Bed Supports*
- **EXCLUSIVE** Quilted Bed Mattresses with Dust Ruffle*
- **EXCLUSIVE** Sectional Sunbrella® 302 Breathable Acrylic Tenting*
- **EXCLUSIVE** Wide & Sturdy Stepper™ Door with FlexTread™ and Light*
- **EXCLUSIVE** Two Stoves – High Pressure Outside Stove* & Low Pressure Inside Stove
- **EXCLUSIVE** Waist Level Crank for Ease of Set-up
- **EXCLUSIVE** Standard Electric Pump Water Supply (Except Taos Model)
- Cable TV/12V Jack Connection*
- Outside Patio Light with Jack for Optional Portable Light*
- Swing-Level® Galley with Full Upper & Lower Storage*
- Extra Wide, One-Piece Painted Screen Door*
- Portable Dinette Table* (Monterey Features a Pedestal Table)
- High Density Foam Seat Cushions*
- Posi-Lock Stainless Steel Lift System*
- Under-Floor Water Storage
- Two Double Ceiling Lights
- EZ-Crank Down Stabilizer Jacks* Sand Pads Standard on all Glide-Out models
- Spare Tire & Lug Wrench*
- Vinyl Spare Tire and Gas Bottle Covers
- Two Sets of Privacy Curtains


DESTINY Standard Features

- Insulated Aluminum Roof
- Roof Air Conditioner Ready (Taos Model requires A/C kit)
- Sectional Sunbrella 302 Breathable Acrylic Tenting*
- Fold-Over Galley with Full Upper & Lower Storage
- Electric Pump Water Supply (Except Taos Model)
- Extra Wide, One-Piece Screen Door*
- Large Built-In Ice Chest - Refrigerator Compatible (Except Taos model offers a portable Ice Chest)
- Transportable Inside/Outside Stove
- High Density Foam Bed & Seat Cushions*
- Posi-Lock Stainless Steel Lift System*
- Two Double Ceiling Lights (Except Yuma & Taos Model)
- Spring Loaded Friction Stabilizer Jacks
- Spare Tire & Lug Wrench*
- Permanently Attached Self-Storing Bed Supports
- Slide-Out Step
- Vinyl Spare Tire and Gas Bottle Covers
- Two Sets of Privacy Curtains

* These and other features detailed on pages 12-13 or 14-15

COMPARE FEATURES

See why Coleman® Folding Trailers are the absolute best value on the market today.



Exclusive Quilted Mattresses

Our quilted mattress in Grand Tour & Elite Series use high-density foam which provides a superior level of comfort, therapeutic support, and durability, for a good night's rest. (Destiny Series feature non-quilted high density foam mattresses.)



High Pressure Outside Stove

Grand Tour & Elite Series provides more BTU's for cooking at higher altitudes or windy conditions. (Destiny Series feature a low pressure inside/outside stove)



Lug Wrench

Standard equipment on all models to make tire changing easier.



EZ Crank-down Stabilizers

on Grand Tour & Elite Series provide a convenient, easily accessible and dependable way to stabilize your trailer. The optional sand pads provide a solid foot print on soft ground or sand. Sand pads standard on Monterey, Niagara, Bayside & Utah models. (Destiny Series feature spring loaded friction stabilizers.)



Strong & Durable Roof

with a Limited Lifetime Guarantee. The Coleman® AlumiTite™ Krystal Kote® composite roof is guaranteed not to leak... ever! Its extremely strong, durable design protects against most types of weather. It also features a standard built-in track system for easy roof rack installation and support tracks on both sides of the trailer for optional canopy and sun shade.

(Destiny Series have an insulated sandwich aluminum roof with 5-year warranty.)



Cable TV/12V Connection

Convenient cable TV hook-up and 12V connection for cell phone or other accessories. (Grand Tour & Elite Series only.)



Large and Deep Porcelain Sink

in Grand Tour & Elite Series make clean-up easier. (Destiny Series features a stainless steel sink.) All Coleman models (except Taos model) feature a 12v electric water pump with dual supply faucet.



Exclusive Self-storing Dolly Jack & Safety Lock Chains

Dolly jack features a permanently attached wheel which will not interfere with tow vehicle's tailgate or rear mounted spare tire, plus provides easier installation of optional sway control, if desired. Safety lock chains provide a positive locking connection between the trailer and tow vehicle.



The Coleman® One-Piece Aluminum Screen Door

is easy to set in place and is extra wide for easy access, plus has an automatic spring return so you can't accidentally leave the door open.

Exclusive Stepper™ Door

patented design on Grand Tour & Elite Series provides an exceptionally wide and sturdy step for easy access to the trailer. It also features a non-slip FlexTread™ surface and safety light. (Destiny Series provide a self-storing slide-out step.)



Exclusive Swing-Level® Galley Design

Grand Tour & Elite Series allows a fully stocked galley to set in place easily, plus the cantilever upper galley stays parallel to the floor when positioning, preventing its contents from spilling or tumbling upside down. (Destiny Series offer a full storage fold-over galley.)



BackSaver™ Patented Design Bed Supports

Grand Tour & Elite Series make set-up easier by simply engaging the support at the bumper then lifting the bed slightly until the support locks into place. (Destiny Series features permanently attached self-storing bed supports.)

Metal Seat Frames

provide stronger support and lasting durability on Grand Tour & Elite Series.



Outside Patio Light

with jack on Grand Tour & Elite Series for portable light hook up to illuminate canopy and screen room area. (Destiny Series offers a standard patio light with no jack.)



Built-in Spice Rack and Cutlery Tray

Storage organizer feature found in all Grand Tour and Elite Series galleys.



Waist-Level Crank Location

for easy access and minimal effort to raise the roof on Grand Tour & Elite Series.

EXTEND YOUR COMFORT & CONVENIENCE. DISCOVER COLEMAN® ACCESSORIES

Coleman offers a variety of high-quality accessories to customize your living space. Each is designed to take advantage of the space available or to add living space for a growing family or an expanding circle of camping friends.



Exclusive AlumiTite™ Composite Roof features an awning rail on both sides of the trailer for optional canopy and sun shade. (Sun shade not available on Destiny Series)

Outside Shower

for fast and easy cleanup. (Standard on all Grand Tour Elite Series and Grand Tour Westlake models.) Available on other models only when ordering optional hot water. (See pages 8 & 9 for more details.)



Double your living space with the Coleman® Screen Room featuring fine mesh screening and full perimeter skirting. (See page 2 for optional canopy, shown separately.)



Molded ABS Covers

Add the finishing touch to your Grand Tour Series with ABS gas bottle and spare tire covers. (Standard on Grand Tour Elite Series. Not available on Destiny Series.)



Keep Cool All Summer With Roof Mounted Air Conditioning

All models feature standard factory air prep. (Destiny Taos model requires A/C kit. See your dealer for proper BTU sizing and installation requirements.)



Handy Portable Fan/Light Combination For added ventilation & light.



Exterior Bunkend Hideaway provides out-of-the-way weather protection for bikes and extra camping gear.



Portable Table Free standing portable table can provide additional dining, preparation, or serving space.



Forced Air Furnace Energy efficient LP gas forced air furnace, with electronic ignition provides 16,000 BTU's of heating with thermostat controlled comfort.



Vanity Mate

Provides convenient storage for tooth brushes, toiletries, paper towels and other daily necessities.



SlumberPak™

Looks good and feels good...quality custom color-matched bedding.



Free Standing Paha Qué™ Portable Teepee

Perfect for changing clothes, potti storage and a variety of other uses.



Wardrobe Rack

This convenient fold-up rack provides extra space to hang clothes in Destiny Series. (Wardrobe rack is standard on all Grand Tour & Elite Series.)



Camper Caddie

This handy soft-side detachable and roll up wardrobe makes trip preparation quick, easy and provides loads of personal storage.



Sink Cover/Cutting Board



Dual Gas Bottle Auto Change Over System

(Available only on Grand Tour & Elite Series)



Storage Shelf

Perfect out-of-the-way bed storage shelf for nighttime items. (Not available on Destiny Taos model.)



Fitted Sheets and Pillow Cases

Both are color coordinated to match interior fabrics.



Power Lift

Set-up as easy as 1-2-3 with convenient electric power lift with remote control.



"Happy Camper" Door Mat



Portable Gray Water System

stores beneath the trailer. The system is portable for convenient waste water disposal and is easy to set up. (Available on all models except Destiny Taos model. With added weight an anti-sway/ weight distribution device is strongly recommended for towing stability. Trailer should be towed only with an empty gray water storage tank.)



Coleman® Deluxe Add-A-Room

Featuring fine mesh screening, privacy panels, clear vinyl rain flaps and heavy-duty zippered sections for easy set-up and take-down. (See page 2 for optional canopy, shown separately.)



**Genuine Yakima®
Rack System**
gives you the option to take all
your toys with you. Available
with optional canoe brackets
& straps, bike carrier or
cargo basket.



Your Local Coleman® Folding Trailer Dealer:



We subscribe to the
Tread Lightly! principles of
traveling only on designated
routes, respecting the rights
of others, educating yourself
and camping responsibly.

**If your local dealer is not indicated call toll-free, 24 hours: 1-800-444-4905 or
visit our website at www.colemantrailers.com.**

DISCOVER COLEMAN® FOR YOURSELF...

www.colemantrailers.com

Take a virtual tour, price your dream trailer, find your closest dealer.

Fleetwood Folding Trailers, Inc. 258 Beacon Street, Somerset, PA 15501 (814) 445-9661

A Tiny Little Division of FLEETWOOD Enterprises, Inc. P.O. Box 7638 Riverside, CA 92513-7638

IMPORTANT - PLEASE READ: Product information, photography and illustrations included in this publication were as accurate as possible at the time of printing. For further product information and changes please visit our website at www.colemantrailers.com or contact your local Coleman Folding Trailer dealer. Subsequent refinements may be evident in the actual product. Materials, design and specifications are subject to change without notice. All weights, fuel, liquid capacities, and dimensions are approximate. Coleman Folding Trailers has designed its recreational vehicles to provide a variety of uses for its customers. Each vehicle features optimal seating, sleeping, storage and fluid capacities. The user is responsible for selecting the proper combination of loads (i.e. occupants, equipment, fluids, cargo, etc.) to ensure that the vehicle's capacities are not exceeded.

Sambella 302 is a registered trademark of Glen Raven Milk, Inc.; Structurewood is a registered trademark of Weyerhaeuser Co.; Domestic is a registered trademark.

©2002 Fleetwood Enterprises, Inc./The Coleman Company, Inc. All rights reserved.

Coleman® and associated logos are registered trademarks of The Coleman Company, Inc. used under license. Manufactured by Fleetwood Folding Trailers, Inc.

FTP80702