

# Coleman®

2002



COLEMAN® ... THE MEMORY MAKERS  
The Most Trusted Name In Outdoor Recreation

**R**elationships with family and friends are what make life more enjoyable. Here at Coleman® Folding Trailers, we believe that there is no better way to strengthen relationships than by spending time together in the great outdoors. Whether it's hiking, biking, fishing or just relaxing, these memories last a lifetime, strengthening friendships and crossing generations.

Our many loyal customers have enjoyed decades of worry-free camping, providing us with useful information about their experiences and it's because of these customer relationships that we have been able to continue to improve upon our product, delivering the highest quality and best value in camping trailers for over 35 years.

Please take a look at what we have to offer for 2002, while we share glimpses of our past.

# GRAND TOUR ELITE SERIES

The Grand Tour Elite Series, Niagara® and Bayside® models offer more comfort and convenience than ever before, including drinking water filter and tap, waist level crank location for ease of set-up and improved patented BackSaver™\* bed support system. A larger and deeper porcelain sink plus spacious 2.5 cu. ft. 3-way Dometic® refrigerator enhance the galley kitchen. Both models include the Coleman patented Ultra Glide-Out™\* Dinette with clear vinyl side windows, coordinated valances and draperies... you won't believe the interior spaciousness!



The Ultra Glide-Out™ Dinette expands your living space.



**In 1967...**

Father and son tradition – Sheldon Coleman, Sr. and Jr. spending time together in front of a CT-180 Deluxe Aluminum Hardtop, the first Coleman production model.

## CONTENTS

GRAND TOUR ELITE SERIES ...	2
GRAND TOUR SERIES .....	4
DESTINY SERIES .....	6
FLOOR PLANS & SPECS .....	8
QUALITY CONSTRUCTION .....	10
FEATURES .....	12
ACCESSORIES .....	14

\* Ultra Glide-Out™ and BackSaver™ Bed Support are patented designs.



*Bayside Shown with optional canopy*



The Bay Window Galley shelf provides additional storage.



Large 2.5 cu. ft. 3-way Dometic® refrigerator with room for 2-liter bottles and plenty more.



Separate drinking water filter and tap.



Waist-level crank location for ease of set-up.



BackSaver™ bed support system makes set-up easier. Simply engage the support leg onto the bumper and lift the bed slightly until the support locks into place...that's it, you're done!

# THE GRAND TOUR SERIES

For the experienced outdoor enthusiast or first-time camper who expects the very best, the Grand Tour series has so much to offer. All models feature waist-level crank location for ease of set-up, BackSaver™ bed supports, patented Swing-Level® galley with generous storage, two stoves for inside and outside cooking, plus a wide sturdy Stepper™ Door for easy entry.



Westlake model



In 1969...  
The Soft Top CT 360 was perfect for the budget minded camper who wanted lightweight towing.



Experience comfort and convenience with our sofa that converts quickly to a bed.




Convenient shower with built-in cassette toilet.

### OPTIONAL DECOR GROUP PACKAGES

Niagara, Bayside, Westlake, Utah, Mesa, Sun Valley, Cheyenne, Sea Pine & Santa Fe

- 2 Sets fitted bed sheets & pillow cases
- Camper Caddie
- Vanity Mate
- Sink Cover/Cutting Board
- 1 Portable Light (2 lights in the Niagara & Bayside)
- Stepper Door Mat

See pages 14 and 15 for item descriptions.



Outside shower for fast and easy cleanup.



Additional high-pressure stove is efficient in windy or high altitude conditions.



Built-in spice rack and cutlery tray.

# THE DESTINY SERIES

For exceptional camping comfort and value you can depend on the Destiny Series. An assortment of floor plans to match your camping lifestyle range from the spacious Fairlake with built-in cassette toilet and shower to the smallest, lightweight Taos model. There's no better way to connect with nature and experience the great outdoors than in a Coleman® Folding Trailer.



Laramie model



In 1975...  
The Coleman® Settler turned heads with its single bunk-end design.



A huge wardrobe hutch provides lots of countertop space and storage.



Easy access to the 23 cubic foot storage trunk from inside or out.



### OPTIONAL DECOR GROUP PACKAGES

Fairlake, Tacoma, Laramie, Cottonwood, Sedona & Taos

- Camper Caddie
- Sink Cover/Cutting Board
- 1 Portable Light
- Vanity Mate

See pages 14 and 15 for item descriptions.

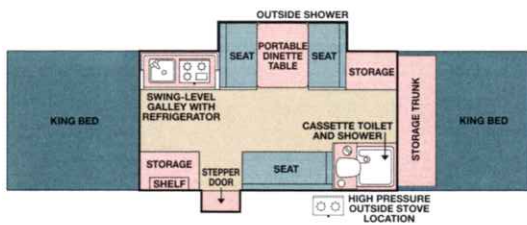


Optional 3-way gas electric Dometic® refrigerator has adjustable shelves and ample storage space.

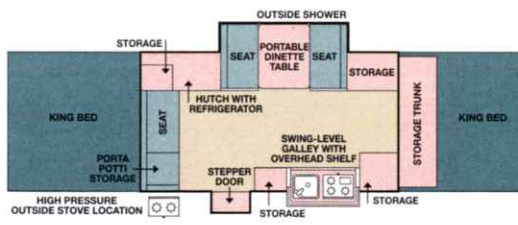
The convertible dinette provides additional sleeping space.

**GRAND TOUR ELITE SERIES**

**NIAGARA**

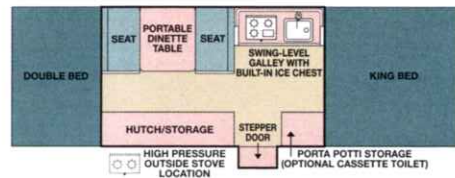


**BAYSIDE**

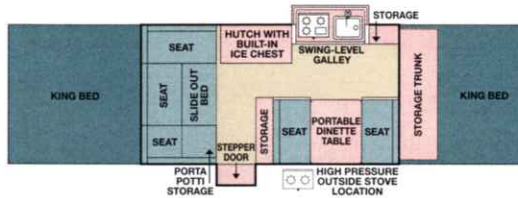


**GRAND TOUR SERIES**

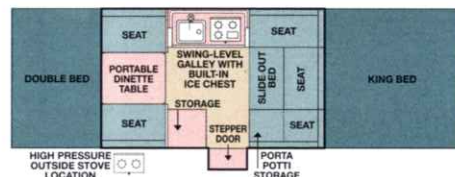
**SANTA FE**



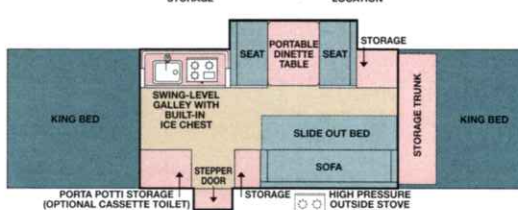
**MESA**



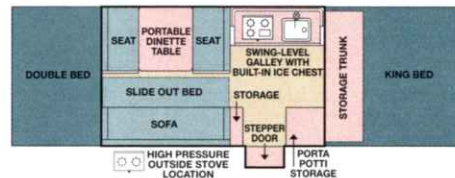
**SEA PINE**



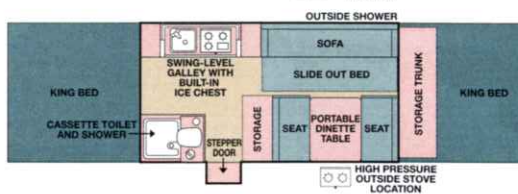
**UTAH**



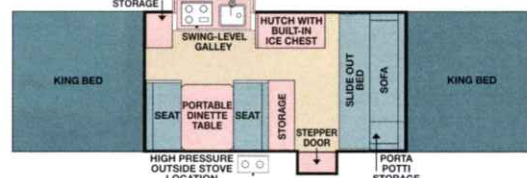
**CHEYENNE**



**WESTLAKE**

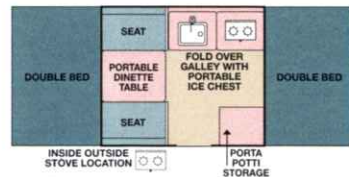


**SUN VALLEY**

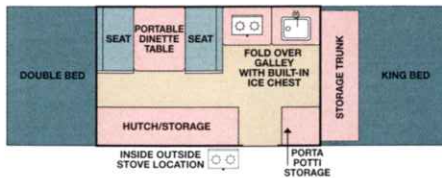


**DESTINY SERIES**

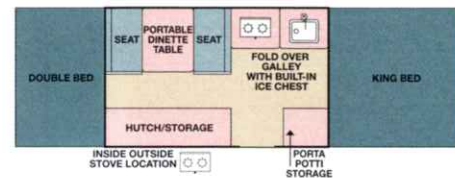
**TAOS**



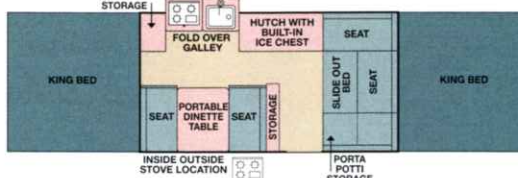
**LARAMIE**



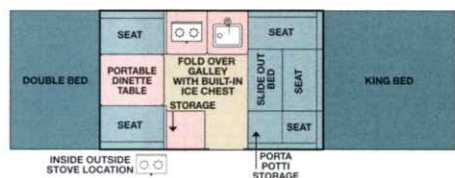
**SEDONA**



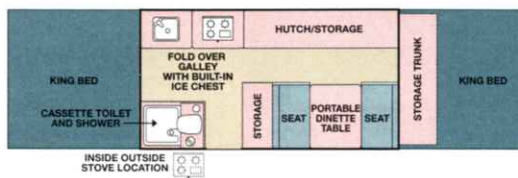
**TACOMA**



**COTTONWOOD**



**FAIRLAKE**



**GRAND TOUR ELITE Additional Special Features**

- STANDARD ON NIAGARA & BAYSIDE MODELS, PLUS ALL GRAND TOUR STANDARD FEATURES
- EXCLUSIVE Drinking Water Filter and Tap
  - 2.5 cu. ft. 3-Way Gas/Electric Refrigerator
  - Hot Water w/Mixer Faucet
  - Outside Shower w/Hot Water
  - Fresh Water & Battery Charge Indicator
  - EZ-Crank Down Stabilizer Jacks with Sand Pads\*
  - Molded ABS Spare Tire and Gas Bottle Covers\*
  - Electric Brakes
  - Battery Mounting Kit
  - Wheel Covers

**GRAND TOUR Extras At No Extra Charge**

- EXCLUSIVE One-Piece Seamless STRATA (ABS) Roof\*, Air Conditioner Ready
- EXCLUSIVE BackSaver Self-Storing Bed Supports\*
- EXCLUSIVE Natural Comfort Quilted Bed Mattresses with Bed Skirt\*
- EXCLUSIVE Sectional Sunbrella 302 Breathable Acrylic Tenting\*
- EXCLUSIVE Wide & Sturdy Stepper Door\*
- EXCLUSIVE Two Stoves - High Pressure Outside Stove\* & Low Pressure Inside Stove
- EXCLUSIVE Waist Level Crank for Ease of Set-up
- Cable TV/12V Jack Connection\*
- Outside Patio Light with Jack for Optional Portable Light\*
- Swing-Level Galley with Full Upper & Lower Storage\*
- Extra Wide, One-Piece Screen Door\*
- Portable Dinette Table\*
- Natural Comfort High Density Foam Seat Cushions\*
- Posi-Lock Stainless Steel Lift System\*
- Under-Floor Water Storage
- Two Double Ceiling Lights
- EZ-Crank Down Stabilizer Jacks\*
- Spare Tire & Lug Wrench\*
- Vinyl Spare Tire and Gas Bottle Covers
- Two Sets of Privacy Curtains

**DESTINY Extras At No Extra Charge**

- Insulated Aluminum Roof
- Roof Air Conditioner Ready (Taos Model requires A/C kit)
- Sectional Sunbrella 302 Breathable Acrylic Tenting\*
- Fold-Over Galley with Full Upper & Lower Storage
- Extra Wide, One-Piece Screen Door\*
- Large Built-In Ice Chest (Taos offers Portable Ice Chest)
- Transportable Inside/Outside Stove
- Natural Comfort High Density Foam Bed & Seat Cushions\*
- Posi-Lock Stainless Steel Lift System\*
- Two Double Ceiling Lights (Except Taos Model)
- Spring Loaded Friction Stabilizer Jacks
- Spare Tire & Lug Wrench\*
- Permanently Attached Self-Storing Bed Supports
- Slide-Out Step
- Vinyl Spare Tire and Gas Bottle Covers
- Two Sets of Privacy Curtains

\* These and other features detailed on pages 10-11, 12-13 or 14-15

- When ordering installed refrigerator, the built-in ice chest is deleted.
- Accessories and options may be dealer installed.
- Installed option weights will decrease the Cargo Carrying Capacity. Consult Owner's Manual for accessory weights.
- Storage trunk models equipped with hot water have reduced cargo capacity because of hot water heater location.
- Cassette toilet, hot water tank and outside shower are factory installed options.





## OPTIONAL DECOR GROUP PACKAGES

**Fairlake, Tacoma, Laramie, Cottonwood,  
Sedona, Yuma & Taos**

- Camper Caddie
- Sink Cover/Cutting Board
- 1 Portable Fan Light
- Vanity Mate

**Niagara, Bayside, Westlake, Utah, Mesa,  
Sun Valley, Cheyenne, Sea Pine & Santa Fe**

- 2 Sets fitted bed sheets & pillow cases
- Camper Caddie
- Vanity Mate
- Sink Cover/Cutting Board
- 1 Portable Fan Light  
(2 fan lights in the Niagara & Bayside)
- Stepper Door Mat

See pages 14 and 15 for item descriptions.



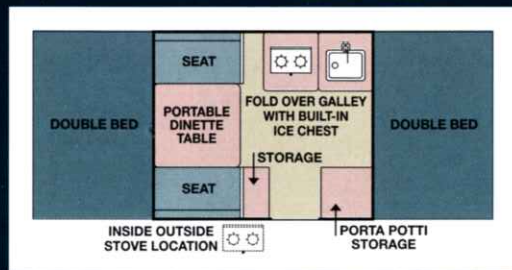
ALL NEW 2002<sup>1/2</sup>

# DESTINY SERIES Yuma

The all new **Yuma** is a compact, lightweight trailer with all the conveniences of home. The **Yuma** offers two large double beds, spacious galley with built-in ice chest and roomy dinette that doubles as a sleeping area. The best part is the **Yuma** weighs in at 1,495 pounds with a cargo capacity of 840 pounds. The **Yuma** offers all the conveniences a growing family or couple need to enjoy the great outdoors. Don't settle for anything less than the best, Coleman Folding Trailers by Fleetwood.



Shown with optional 16,000 BTU forced air furnace.



COLEMAN ... THE MEMORY MAKERS  
The Most Trusted Name In Outdoor Recreation

	YUMA
Box Size (Inside)	8'6"
Gross Vehicle Weight Rating (GVWR), (lbs.)	2,440
Gross Axle Weight Rating (GAWR), (lbs.)	2,090
Tongue Rating (TR), (lbs.)	350
Unloaded Vehicle Weight (UAW), (lbs.)	1,495
Unloaded Axle Weight (UAW), (lbs.)	1,350
Unloaded Tongue Weight (UTW), (lbs.)	145
Cargo Carrying Capacity (CCC), (lbs.)	840
Storage Trunk Capacity (cu. ft.)	N/A
Cabinet Storage (cu. ft.)	34
Total Storage Capacity (cu. ft.)	34
Tire Size	5.30 X 12
Dimensions (Open - Length x Width)	18'1" x 8'1"
Dimensions (Closed - Length x Width)	13'11" x 7'5"
Height (Open)	8'
Height (Closed)	4'3"
Interior Height	79"
Front Bed Size (Mattress only)	77" x 48"
Rear Bed Size (Mattress only)	77" x 48"
Living Area (sq. ft.)	108
Sleeping Capacity (Number of Persons)	6
Slide-Out Bed Size	N/A
Convertible Dinette Bed Size	80 1/2" x 41"
Water Storage (gal.) UF=Underfloor	10
20 Amp Converter with Charger (*Included with Hot Water Option)	N/A
12 Amp Converter with Charger	Std.
STRATA (ABS) One-Piece Roof	N/A
Electric Brakes	Std.
EZ Crank Down Stabilizers (*w/Sand Pads)	N/A
Spring Loaded Friction Stabilizers	Std.
Wheel Covers	N/A
BackSaver Bed Support System	N/A
Cable TV/12V Jack Connection	N/A
3-Way Refrigerator Capacity (cu. ft.) (Opt. Refrigerator Capacity is 1.9 cu. ft.)	Opt.
Built-in Ice Chest (57 qts.) (*Portable ice chest)	Std.
Built-in Shower with Cassette Toilet	N/A
Cassette Toilet	N/A
Hot Water w/Hot & Cold Mixer Faucet	N/A
Fresh Water & Battery Charge Indicator	N/A
Outside Shower	N/A
Porta Potti Storage Cabinet	Std.
Swing-Level Galley	N/A
Fold-Over Galley	Std.
Spice Rack and Cutlery Tray	N/A
High-Pressure Outside Stove (2 Burners)	N/A
Portable Inside/Outside Stove	Std.
Natural Comfort Quilted Bed Mattress	N/A
Stepper Door	N/A
Slide-out Step	Std.
Exterior Patio Light (*w/12V Portable Light Jack)	Std.

# What Makes Coleman® the Trailer of Choice for so Many?

## Trust...

Just look around as you travel and you'll discover, there are more Coleman® Camping Trailers on the road today than all other brands combined. Outdoor enthusiasts and campers, whether novice or experienced, have learned to trust and depend on the name "Coleman." Coleman Trailers, as well as most other Coleman Outdoor Gear have built a history and a reputation for rugged dependability and enduring quality that our customers know they can count on.

## History...

Our roots and heritage run deep, dating back to The Coleman Company's humble beginnings, 100 years ago in 1901. History is another word for experience and for the past century Coleman quality outdoor products have earned the reputation of the "Greatest Name in the Great Outdoors." We take our history, our reputation and our relationship with each customer seriously, knowing that our reputation was built one customer at a time.



## Commitment...

When you purchase any product, you place your trust in that product. We respect and value the investment you make when you purchase a Coleman Trailer, and through your purchase we commit to you that our product will deliver outstanding service and meet your expectations. We don't claim to build a "perfect product," but we do build the absolute best folding trailer available in the marketplace today.

We hope that Coleman will be your trailer of choice and we pledge to do our level best to continue to earn your trust and product loyalty long after your initial purchase has been made. If our product pleases you, we hope you tell your friends and neighbors and if for any reason it doesn't, we hope you'll tell us first... a satisfied customer is our most valuable resource.

**Thanks for considering a Coleman Trailer.**



Coleman's popularity and market leadership has been built on customer satisfaction and loyalty.

Loyal customers who keep coming back and telling their friends and neighbors about their experiences is how our business has grown over the years.

Here are some words right from the mouths of current Coleman Trailer owners...

“  
*As a single parent on a limited budget, I've found camping to be a lifesaver. These camping trips are really wonderful times for us... thank you Coleman!*

*Del Shilling, GA*

“  
*Sitting in our Coleman camper looking out the large picture window at the fall colors was such a beautiful moment. With this camper, who wants to go home and look at four solid walls? There's nothing nicer than sleeping and relaxing in our Coleman.*

*Carol Turcott, CT*

“  
*It's unbelievable how many people have approached us in the campground to tell us how they wish they'd bought a Coleman. We've had many converts...we've met so many wonderful people. It's like an extension of family. We love our new lifestyle!*

*Larry and Vicki Curry, KY*

**Experience Coleman® for yourself at [www.colemantrailers.com](http://www.colemantrailers.com)**

Price your dream trailer, find your closest dealer, take a virtual tour.

	GRAND TOUR ELITE		GRAND TOUR							DESTINY					
	NIAGARA	BAYSIDE	WESTLAKE	UTAH	MESA	SUN VALLEY	CHEYENNE	SEA PINE	SANTA FE	FAIRLAKE	TACOMA	LARAMIE	COTTONWOOD	SEDONA	TAOS
Box Size (Inside)	12'	12'	12'	12'	12'	12'	10'	10'	10'	12'	12'	10'	10'	10'	8'
Gross Vehicle Weight Rating (GVWR), (lbs.)	3,450	3,450	3,450	3,450	3,450	3,070	3,070	2,550	2,550	3,450	3,070	3,070	2,550	2,550	1,750
Gross Axle Weight Rating (GAWR), (lbs.)	3,050	3,050	3,050	3,050	3,050	2,720	2,720	2,200	2,200	3,050	2,720	2,720	2,200	2,200	1,500
Tongue Rating (TR), (lbs.)	400	400	400	400	400	350	350	350	350	400	350	350	350	350	250
Unloaded Vehicle Weight (UVW), (lbs.)	2,670	2,585	2,400	2,485	2,245	2,055	2,010	1,715	1,705	2,250	1,940	1,895	1,655	1,595	1,175
Unloaded Axle Weight (UAW), (lbs.)	2,550	2,440	2,275	2,370	2,105	1,895	1,850	1,535	1,530	2,115	1,810	1,775	1,490	1,425	1,005
Unloaded Tongue Weight (UTW), (lbs.)	120	145	125	115	140	160	160	180	175	135	130	120	165	170	170
Cargo Carrying Capacity (CCC), (lbs.)	780	865	1,050	965	1,205	1,015	1,060	835	845	1,200	1,130	1,175	895	955	575
Storage Trunk Capacity (cu. ft.)	20	20	20	23	23	N/A	23	N/A	N/A	20	N/A	23	N/A	N/A	N/A
Cabinet Storage (cu. ft.)	34	40	35	41	48	38	34	43	39	48	52	42	47	42	25
Total Storage Capacity (cu. ft.)	54	60	55	64	71	38	57	43	39	68	52	65	47	42	25
Tire Size	C78-13ST	C78-13ST	C78-13ST	C78-13ST	C78-13ST	B78-13ST	B78-13ST	B78-13ST	B78-13ST	C78-13ST	B78-13ST	B78-13ST	B78-13ST	B78-13ST	5.30 X 12
Dimensions (Open - Length x Width)	25'5"x11'8"	25'5"x11'8"	25'5"x8'9"	25'5"x11'8"	25'5"x10'2"	25'5"x10'2"	21'5"x8'9"	21'5"x8'9"	21'5"x8'9"	25'5"x8'1"	25'5"x9'2"	21'5"x8'1"	21'5"x8'1"	21'5"x8'1"	17'x7'4"
Dimensions (Closed - Length x Width)	19'x7'5"	19'x7'5"	19'x7'5"	19'x7'5"	19'x7'5"	17'x7'5"	17'x7'5"	15'x7'5"	15'x7'5"	19'x7'5"	17'x7'5"	17'x7'5"	15'x7'5"	15'x7'5"	12'x6'8"
Height (Open)	8'5"	8'5"	8'5"	8'5"	8'5"	8'5"	8'4"	8'4"	8'4"	8'4"	8'4"	8'4"	8'4"	8'4"	8'2"
Height (Closed)	4'8"	4'8"	4'8"	4'8"	4'8"	4'8"	4'7"	4'7"	4'7"	4'6"	4'6"	4'6"	4'6"	4'6"	3'11"
Interior Height	81"	81"	81"	81"	81"	81"	81"	81"	81"	79"	79"	79"	79"	79"	79"
Front Bed Size (Mattress only)	77"x70"	77"x70"	77"x70"	77"x70"	77"x70"	77"x70"	77"x70"	77"x70"	77"x70"	77"x70"	77"x70"	77"x70"	77"x70"	77"x70"	72"x48"
Rear Bed Size (Mattress only)	77"x70"	77"x70"	77"x70"	77"x70"	77"x70"	77"x70"	77"x48"	77"x48"	77"x48"	77"x70"	77"x70"	77"x48"	77"x48"	77"x48"	72"x48"
Living Area (sq. ft.)	167	167	155	167	155	155	130	130	130	154	155	129	129	143	91
Sleeping Capacity (Number of Persons)	8	8	9	9	9	9	8	8	7	8	9	7	8	7	6
Slide-Out Bed Size	N/A	N/A	67"x33"	67"x33"	80 1/2"x33"	80 1/2"x33"	67"x33"	80 1/2"x33"	N/A	N/A	80 1/2"x41 1/2"	N/A	80 1/2"x33"	N/A	N/A
Convertible Dinette Bed Size	71"x43"	71"x43"	67"x40"	71"x43"	67"x40"	67"x40"	71"x43"	80 1/2"x41"	71"x43"	67"x40"	67"x40"	71"x43"	80 1/2"x41"	71"x43"	74"x41"
Water Storage (gal.) UF=Underfloor	20 UF	20 UF	20 UF	20 UF	20 UF	20 UF	10 UF	10 UF	10 UF	20 UF	20 UF	10	10	10	5
20 Amp Converter with Charger (*Included with Hot Water Option)	Std.	Std.	Std.	Opt.*	Opt.*	Opt.*	Opt.*	Opt.*	Opt.*	Std.	Opt.*	Opt.*	N/A	N/A	N/A
12 Amp Converter with Charger	N/A	N/A	N/A	Std.	Std.	Std.	Std.	Std.	Std.	N/A	Std.	Std.	Std.	Std.	Std.
STRATA (ABS) One-Piece Roof	Std.	Std.	Std.	Std.	Std.	Std.	Std.	Std.	Std.	N/A	N/A	N/A	N/A	N/A	N/A
Electric Brakes	Std.	Std.	Std.	Std.	Std.	Std.	Std.	Std.	Std.	Std.	Std.	Std.	Std.	Std.	Std.
EZ Crank Down Stabilizers (*w/Sand Pads)	Std.*	Std.*	Std.	Std.*	Std.	Std.	Std.	Std.	Std.	N/A	N/A	N/A	N/A	N/A	N/A
Spring Loaded Friction Stabilizers	N/A	N/A	N/A	N/A	N/A	N/A	N/A	N/A	N/A	Std.	Std.	Std.	Std.	Std.	Std.
Wheel Covers	Std.	Std.	Opt.	Opt.	Opt.	Opt.	Opt.	Opt.	Opt.	Opt.	Opt.	Opt.	Opt.	Opt.	N/A
BackSaver Bed Support System	Std.	Std.	Std.	Std.	Std.	Std.	Std.	Std.	Std.	N/A	N/A	N/A	N/A	N/A	N/A
Cable TV/12V Jack Connection	Std.	Std.	Std.	Std.	Std.	Std.	Std.	Std.	Std.	N/A	N/A	N/A	N/A	N/A	N/A
3-Way Refrigerator Capacity (cu. ft.) (Opt. Refrigerator Capacity is 1.9 cu. ft.)	2.5	2.5	Opt.	Opt.	Opt.	Opt.	Opt.	Opt.	Opt.	Opt.	Opt.	Opt.	Opt.	Opt.	N/A
Built-in Ice Chest (57 qts.) (**Portable ice chest)	N/A	N/A	Std.	Std.	Std.	Std.	Std.	Std.	Std.	Std.	Std.	Std.	Std.	Std.	32 qts.*
Built-in Shower with Cassette Toilet	Std.	N/A	Std.	N/A	N/A	N/A	N/A	N/A	N/A	Std.	N/A	N/A	N/A	N/A	N/A
Cassette Toilet	N/A	N/A	N/A	Opt.	N/A	N/A	N/A	N/A	Opt.	N/A	N/A	N/A	N/A	N/A	N/A
Hot Water w/Hot & Cold Mixer Faucet	Std.	Std.	Std.	Opt.	Opt.	Opt.	Opt.	Opt.	Opt.	Std.	Opt.	Opt.	N/A	N/A	N/A
Fresh Water & Battery Charge Indicator	Std.	Std.	N/A	N/A	N/A	N/A	N/A	N/A	N/A	N/A	N/A	N/A	N/A	N/A	N/A
Outside Shower	Std.	Std.	Std.	Opt.	Opt.	Opt.	Opt.	Opt.	Opt.	Std.	Opt.	Opt.	N/A	N/A	N/A
Porta Potti Storage Cabinet	N/A	Std.	N/A	Std.	Std.	Std.	Std.	Std.	Std.	N/A	Std.	Std.	Std.	Std.	Std.
Swing-Level Galley	Std.	Std.	Std.	Std.	Std.	Std.	Std.	Std.	Std.	N/A	N/A	N/A	N/A	N/A	N/A
Fold-Over Galley	N/A	N/A	N/A	N/A	N/A	N/A	N/A	N/A	N/A	Std.	Std.	Std.	Std.	Std.	Std.
Spice Rack and Cutlery Tray	Std.	Std.	Std.	Std.	Std.	Std.	Std.	Std.	Std.	N/A	N/A	N/A	N/A	N/A	N/A
High-Pressure Outside Stove (2 Burners)	Std.	Std.	Std.	Std.	Std.	Std.	Std.	Std.	Std.	N/A	N/A	N/A	N/A	N/A	N/A
Portable Inside/Outside Stove	N/A	N/A	N/A	N/A	N/A	N/A	N/A	N/A	N/A	Std.	Std.	Std.	Std.	Std.	Std.
Natural Comfort Quilted Bed Mattress	Std.	Std.	Std.	Std.	Std.	Std.	Std.	Std.	Std.	N/A	N/A	N/A	N/A	N/A	N/A
Stepper Door	Std.	Std.	Std.	Std.	Std.	Std.	Std.	Std.	Std.	N/A	N/A	N/A	N/A	N/A	N/A
Slide-out Step	N/A	N/A	N/A	N/A	N/A	N/A	N/A	N/A	N/A	Std.	Std.	Std.	Std.	Std.	Std.
Exterior Patio Light (*w/12V Portable Light Jack)	Std.*	Std.*	Std.*	Std.*	Std.*	Std.*	Std.*	Std.*	Std.*	Std.	Std.	Std.	Std.	Std.	Std.

\*Gross Vehicle Weight Rating (GVWR) is the maximum permissible weight of a trailer fully-loaded for camping including all camping accessories, fluid and cargo (GVWR is equal to the GAWR plus the Tongue Rating) • Gross Axle Weight Rating (GAWR) is the maximum permissible load capacity of the axle assembly  
 • Unloaded Vehicle Weight (UVW) is the weight of the trailer as manufactured at the factory when separated from the tow vehicle (also known as the "base" or "dry" weight). • The Cargo Carrying Capacity (CCC) listed above does not take into account the weight of water in the water storage tank and heater (if applicable) nor the weight of a full LP gas tank.

COLEMAN® FOLDING TRAILERS

# QUALITY...CAMPERS BUILT FOR LIFE!

Each Coleman® Folding Trailer is designed and engineered to make your camping experiences comfortable, relaxing and as safe as possible – from features that assist you in setting up quickly and easily, to protection for keeping you warm and dry on those not-so-sunny days and innovative engineering for easy maintenance and service of your trailer. Coleman® Folding Trailers has always led the way in both convenience and safety to provide you with years of worry-free camping.



2007 COLEMAN® FOLDING TRAILERS  
**WARRANTY**  
 BEST

**LIMITED LIFETIME**  
 Main Frame, All the Pro's Best  
 Trailers Steel Frame  
 One Pro's Best's warranty: Best  
 One Pro's Best's warranty: Best  
 One Pro's Best's warranty: Best

**LIMITED FIVE YEAR**  
 Pro's Best's warranty: Best  
 Pro's Best's warranty: Best

**LIMITED ONE YEAR**  
 Pro's Best's warranty: Best  
 Pro's Best's warranty: Best

**See Us at the Show!**

**Coleman®**

## Coleman® Folding Trailers...Built Better...Backed Better!

The extended life warranty on specified structural components covers repair of defective parts, labor and freight for the first full year and repair of specific defective parts and labor for years two and beyond from the date of purchase...for as long as you own your trailer.

## 1 LIFTER SYSTEM

- Stainless steel lifter system will not corrode, rust or bind.
- The waist level crank location on the Grand Tour Series is designed for easy access and minimal effort to raise the roof.
- The lift arms extend through the trailer sidewall and are attached to the frame, allowing rain water to flow through onto the ground, not into the trailer.
- The crank mechanism is equipped with Posi-Lock, allowing the operator to stop and release the crank handle without fear of kick-back or free-fall.
- The system is free-standing and does not require additional supports to prevent the roof from accidentally coming down.

## 2 SUNBRELLA® 302 TENTING

- Exclusive Sunbrella 302 Tenting is made of breathable woven acrylic material that's hypoallergenic and guaranteed waterproof.
- Won't mildew, dry rot, fade, or crack.
- Because of its special breathable design, moisture and odors escape while minimizing condensation eliminating the need of a roof vent.
- Meets or exceeds the Federal Government's Flame Retardancy 302 code standards.
- Sectional design provides a less expensive way to replace damaged or torn tenting.
- Continuous, double-needle stitching and double lap-fold seams prevent unraveling and provide strong water-tight seals from the very first time it gets wet.

## 3 STABILIZERS

- Crank-down stabilizers on the Grand Tour Series are easily accessible and simple to operate.
- Stabilizers with sand pads make a solid foundation on soft or sandy ground (sand pads standard on all Glide-Out models).
- Destiny Series offers spring loaded friction stabilizers that are self-storing.
- All stabilizers are bolted, not welded, to frame for easy replacement if damaged.

## 4 DOLLY JACK

- Exclusive, self-storing, dolly jack has a permanently attached wheel, so it can't be misplaced or fall off when moving trailer over rough ground.
- The jack is mounted to the side of the trailer tongue so it won't interfere with the tow vehicle's rear-mounted spare tire or tailgate and provides easier installation of optional sway control if desired.

## 5 TIRES & WHEELS

- D-Load range (certain models) tires provide increased capacity and durability.
- Five lug nuts are used on each wheel for added safety.
- A lug-nut wrench is included as standard equipment with each trailer.
- Electric brakes and battery mounting kit are standard equipment on all models.

## 6 STEPPER™ DOOR

- Exclusive Stepper Door with deadbolt lock on the Grand Tour Series provides an extra-wide and sturdy entry step into the trailer.
- The door features a convenient, lockable storage compartment.
- Destiny Series offers a self-storing slide-out step.

## 7 SCREEN DOOR

- One-piece screen door requires no assembly and easily sets into place.
- It's self-contained in a single frame so the trailer does not need to be perfectly level for installation.
- The extra-wide door is a full 24 1/2 inches wide to allow easy access to the trailer.
- The door handle is located at waist-level for easy use without stooping or bending to reach.
- The automatic spring-loaded door return provides automatic closing.

## 8 BUNK ENDS

- Exclusive Conestoga-style, angled bunk ends, combined with fine 18 mesh screening, allows good cross-ventilation, even when it rains.

## 9 BEDS

- Grand Tour Series offers exclusive BackSaver™ support system for easy set-up without bending or stooping.
- The beds glide out with minimal effort and feature full-perimeter aluminum frames to prevent warping and binding.
- Bed supports are easy to position and are self-storing so they can't be misplaced.
- All beds tested to 1,100 lbs. capacity. (Taos model tested to 750 lbs.)

## 10 ULTRA GLIDE-OUT™ DINETTE

- Exclusive Ultra Glide-Out dinettes (certain models) can be set in place with minimal effort.
- They do not require additional stabilizers and are tested to 1,000 lbs. capacity.

## 11 SWING LEVEL® GALLEY

- The exclusive Swing-Level (Grand Tour Series) and Fold-Over (Destiny Series) galleys set up quickly and easily and provide plenty of upper and lower storage.
- Items don't need to be removed when traveling and the Swing-Level galley design provides a no-spill feature so items remain in place when positioning the galley.
- As a safety precaution the galley incorporates an automatic power control switch that shuts off electricity to the trailer's top circuit when set in the travel position to prevent accidental damage to the tent.

## 12 ROOF

- Molded one-piece STRATA™ (ABS) seamless roof on Grand Tour Series is guaranteed not to leak.
- STRATA roof resists impact and reduces noise from heavy rain.
- The Destiny Series offers an insulated sandwich aluminum roof.
- All roofs are air conditioner ready (Taos model requires an A/C kit) and come with built-in canopy track.

## 13 WHEEL WELLS

- Seamless, high-density polyethylene wheel wells won't rust or allow water or dust to penetrate into the interior of the trailer.

## 14 WALL CONSTRUCTION

- Krystal Kote® exterior aluminum panels resist scratches and never need waxing.
- Automotive style double sidewall construction allows panels to be easily and inexpensively replaced if damaged with minimal shoptime.

## 15 WATER STORAGE (Not shown on illustration)

- Underfloor water storage in the Grand Tour Series and Destiny Fairlake and Tacoma models frees up valuable interior storage space.
- All Grand Tour Elite models, Grand Tour Westlake and Destiny Fairlake models provide hot water with mixer faucet and outside shower.
- 6-gallon gas hot water heater provides on demand hot water.

## 16 FRONT & REAR PANELS

- Front and rear ABS panels are chip resistant and provide protection against stones, road debris or unexpected objects when backing up.
- Panels can easily and inexpensively be replaced if damaged.

## 17 SEAT & BED FOAM

- All models use Natural Comfort™ high-density EnviroCure® foam for maximum comfort and lasting support on seat cushions and mattresses.
- Grand Tour Series offers quilted mattresses designed for therapeutic support providing a comfortable good night's rest.

## 18 DINETTE TABLE

- All models offer a lightweight, portable dinette table that can be used inside or out.

## 19 COLD FOOD STORAGE

- Grand Tour Elite Series provides a large 2.5 cu. ft. 3-way gas/electric refrigerator.
- Grand Tour and Destiny Series provide a built-in 57 qt. ice chest (except Taos model) with an optional 1.9 cu. ft. 3-way gas/electric refrigerator.
- Destiny Taos model provides a portable 32 qt. Coleman® Extreme ice chest.

## 20 STOVES

- Grand Tour Series provides exclusive two-stove convenience with a high-pressure outside stove (2 burner) and a low-pressure inside stove (3 burner).
- High pressure outside stove provides more BTU's and can be used in windy and high altitude conditions.
- Destiny Series provides a transportable low-pressure stove which can be used inside or out.

## 21 WINDOWS

- Clear vinyl windows allow more natural light inside on overcast days.
- Fine 18 mesh screening keeps even the tiniest insects out.

## 22 FRAME

- Full perimeter tubular steel frame offers greater strength and durability.
- Trailer wiring is protected inside the frame members to prevent damage from stones and other road debris.

## 23 FRONT STORAGE TRUNK (Certain models)

- Large 23 cu. ft. of storage space for plenty of camping gear (see trailer cargo capacities on page 9).
- Easy access from top, side and inside the trailer.

# OUTSTANDING FEATURES MAKE THE DIFFERENCE

Exclusive Coleman® features are built into every trailer for long lasting value and performance. Compare and see why Coleman® Folding Trailers are a cut above.



## Breathable Outdoor Tenting Fabric

with a Limited 5 Year Guarantee. Exclusive Sunbrella® 302 fabric's superior breathability allows humidity and cooking odors to escape while keeping rain out. The fabric will not fade, crack, mildew

or dry rot, plus it's extremely strong, durable and hypoallergenic.

The clear vinyl windows provide an unobstructed view, providing a brighter interior even on cloudy days. Plus, the fine 18 mesh screening lets in the slightest breeze while keeping the smallest insect out.

The tenting is assembled using continuous double needle stitching and double lap-fold seams to prevent unraveling and provides a secure watertight seal.



## Exclusive Natural Comfort™ Mattresses

Our quilted mattress uses environmentally safe EnviroCure® high-density foam which provides a superior level of comfort, therapeutic support and durability for a good night's rest.

(Destiny Series feature non quilted high density foam mattresses.)



## Strong & Durable Roof

with a Limited Lifetime Guarantee. The Coleman® patented one-piece STRATA™ (ABS) roof is guaranteed not to leak...ever! Its extremely strong, durable design protects against all types of harsh weather.


(Destiny Series have insulated sandwich aluminum roof with 5-year warranty.)



## Cable TV/12V Connection

Convenient cable TV hook-up and 12V connection for cell phone or other accessories.

(Grand Tour Series only.)



## Dependable Lift System

with Limited Lifetime Guarantee. Heavy gauge, stainless steel lifter arms will not rust or bind. They run directly through the trailer's double sidewall construction attaching to the outer side of the frame. This allows rain water to drain completely through and onto the ground, eliminating the need for protective cloth covers.



## Lug Wrench

Standard equipment on all models to make tire changing easier.



## EZ Crank-down Stabilizers

provide a convenient, easily accessible and dependable way to stabilize your trailer. The optional sand pads provide a solid foot print on soft ground or sand.

(Destiny Series feature spring loaded friction stabilizers. Sand Pads standard on Niagara, Bayside & Utah models.)



## Exclusive Self-storing Dolly Jack & Safety Lock Chains

Dolly jack features a permanently attached wheel which will not interfere with tow vehicle's tailgate or rear mounted spare tire, plus provides easier installation of optional sway control if desired. Safety lock chains provide a positive locking connection between the trailer and tow vehicle.




**The Coleman® One-Piece Screen Door**

is easy to set in place and is extra wide for easy access, plus has an automatic spring return so you can't accidentally leave the door open.

**Exclusive Stepper™ Door**

patented design provides an exceptionally wide and sturdy step for easy access to the trailer. (Destiny Series provides a slide-out step.)



**Exclusive Swing-Level® Galley Design**

A fully stocked galley sets in place easily, plus the cantilever upper galley stays parallel to the floor when positioning, preventing its contents from spilling or tumbling upside down. (Destiny Series offer a full storage fold-over galley.)



**Larger and Deeper Sink** for easier clean-up. (Grand Tour Series only.)



**Metal Seat Frames** provide stronger support and lasting durability. (Grand Tour Series only.)



**Sturdy "User-Friendly" Bed System!**


One-piece Structurwood® beds with full-perimeter aluminum frames prevent beds from warping and binding. Plus, with self-storing attached bed supports there's no possibility for them to be lost or misplaced. Bunk ends are tested to 1,100 pounds. (750 pounds on Taos model).

All new BackSaver™ Bed Supports on Grand Tour Series make set-up easier by simply engaging the support at the bumper then lifting the bed slightly until the support locks into place.




**Strong Frame**

with a Limited Lifetime Guarantee. The Coleman® full perimeter tubular steel frame offers greater strength and durability over c-channel frames. The Coleman® frame supports the weight of the trailer load and distributes road stress more evenly providing a stronger foundation and greater towing stability. (Test performed by an independent testing & research laboratory - showing c-channel frame failing at approximately 2,600 pounds of pressure... the tubular frame supporting 15,000 pounds of pressure with no damage or bending.)



The Coleman® Folding Trailer tubular steel frame outperforms other folding trailer channel frame in 3-point pressure test.



**Durable "Rough Country" Construction**

Coleman features an interlocking, full-perimeter skeletal framework of riveted and welded aluminum and steel that stands up to twisting and racking even on rough country roads.

All models are equipped with electric brakes and battery mounting kit.



**Outside Patio Light** with jack on Grand Tour Series for portable light to light canopy and screen room area. (Destiny Series offers a standard patio light with no jack.)

*Tests shown are for demonstration purpose only. Do not attempt this on your Coleman® Folding Trailer. Select tests were performed at Westmoreland Mechanical Testing and Research, Inc., an independent testing and research laboratory.*



# UNIQUE ACCESSORIES CUSTOMIZE YOUR LIVING SPACE

Coleman® offers a variety of accessories that help to customize your living space. Each is designed for you to take advantage of the space you have and add space if needed for a growing family or an expanding circle of fellow campers.



### Double your living space with the Coleman® Screen Room

featuring fine mesh screening and full perimeter skirting. (See page 3 for optional canopy, shown separately.)



### Genuine Yakima® Rack System

gives you the option to take all your toys, with the available canoe brackets & straps, bike carrier and cargo basket.



### Molded ABS Covers

Add the finishing touch to your Grand Tour Series with ABS gas bottle and spare tire covers. (Standard on Niagara and Bayside models.)



### Exterior Bunkend Hideaway

provides privacy and weather protection for bikes and extra camping gear.



### Keep Cool All Summer With Roof Mounted Air Conditioning

All models feature standard factory air prep. (Destiny Taos model requires A/C kit. See your dealer for proper BTU sizing and installation requirements.)



### Portable Table

Free standing portable table can provide additional dining or serving space.



### Forced Air Furnace

Energy efficient LP gas forced air furnace, with electronic ignition provides 16,000 BTU's of heating with thermostat controlled comfort.



### Portable Gray Water System

stores beneath the trailer. The system is portable for convenient waste water disposal and is easy to set up. (Gray Water System is available on all models except Destiny Taos model. With added weight an anti-sway/weight distribution control is strongly recommended for towing stability. Trailer should be towed only with an empty gray water storage tank.)



### Wardrobe Rack

This convenient fold-up rack provides extra space to hang clothes in Destiny Models. (Recessed fold-up wardrobe rack is standard on all Grand Tour models.)



### Camper Caddie

This handy soft-side detachable wardrobe makes trip preparation quick, easy and provides loads of personal storage.

### Sink Cover/Cutting Board



### Vanity Mate

Provides convenient storage for tooth brushes, toiletries, paper towels and other daily necessities.



### Storage Shelf

Perfect out-of-the-way bed storage shelf for nighttime items. (Not available on Destiny Taos model.)



### Power Lift

Set-up as easy as 1-2-3 with convenient electric power lift with remote control.



### "Happy Camper" Door Mat

Handy entry mat for Stepper Door to keep mud and dirt outside.



### Handy Portable Fan-Lite Combination



### New SlumberPac™

Looks good and feels good... quality custom color-matched bedding.



### Fitted Sheets and Pillow Cases

Both are color coordinated to match interior fabrics of the Grand Tour Series.



### Coleman® Deluxe Add-A-Room

Featuring fine mesh screening, privacy panels, clear vinyl flaps and heavy-duty zippered sections for easy set-up and take-down. (See page 3 for optional canopy, shown separately.)



### Free Standing Paha Qué Portable Teepee™

Perfect for changing clothes, potti storage and a variety of other uses.



Your Local Coleman® Folding Trailer Dealer:



We subscribe to the **Tread Lightly** principles of traveling only on designated routes, respecting the rights of others, educating yourself and camping responsibly.

If your local dealer is not indicated call toll-free, 24 hours: 1-800-444-4905 or visit our website at [www.colemantrailers.com](http://www.colemantrailers.com).

CPB0701

**EXPERIENCE** COLEMAN® FOR YOURSELF...

[www.colemantrailers.com](http://www.colemantrailers.com)

Price your dream trailer, find your closest dealer, take a virtual tour.

**FLEETWOOD Folding Trailers, Inc. • 258 Beacon Street • Somerset, PA 15501 • (814) 445-9661**

A Tiny Little Division of FLEETWOOD Enterprises, Inc. P.O. Box 7638 Riverside, CA 92513-7638

Product information and photography included in this brochure were as accurate as possible at the time of publication. For the most current product information and changes please visit our website at [www.colemantrailers.com](http://www.colemantrailers.com) or contact your local Fleetwood Folding Trailer dealer. Subsequent refinements may be evident in the actual product. Prices and specifications are subject to change without notice. All weights, fuel, liquid capacities, and dimensions are approximate. Fleetwood has designed its recreational vehicles to provide a variety of uses for its customers. Each vehicle features optimal seating, sleeping, storage and fluid capacities. The user is responsible for selecting the proper combination of loads to ensure that the recreational vehicle's capacities are not exceeded.

Sambreto, 302 is a registered trademark of Glen Raven Mills, Inc. Structureswood is a registered trademark of Weyerhaeuser Co. Struts is a registered trademark of Advance USA. Domestic is a registered trademark.

©2001 Fleetwood Enterprises, Inc./The Coleman Company, Inc. All rights reserved.

Coleman® and associated logos are registered trademarks of The Coleman Company, Inc. used under license. Manufactured by Fleetwood Folding Trailers, Inc.