



2001

WELCOME TO COLEMAN® COUNTRY



THE MOST TRUSTED NAME **Coleman**   IN OUTDOOR RECREATION
BY FLEETWOOD.

A PROUD TRADITION

Camping and the experience of the great outdoors heritage is one of the most invigorating and satisfying activities we can enjoy. We're inspired by the outdoors and promise of adventure – everything from hiking and biking to just relaxing with family and friends. When it comes to camping, Coleman® has always been a trusted part of the outdoor experience. It's a role we take very seriously, knowing that our future depends on the trust and loyalty you place in our products.

Our history runs deep, not only with the folding trailers we produce, but also with our associates who build them...many of whom have grown up camping and continue to do so with their families. Our average associate has over 12 years of experience. This experience and their dedication to produce the highest quality campers in the world enable us to consistently provide our customers with the best value in a camping trailer.

CONTENTS

3 GRAND TOUR ELITE SERIES

4 GRAND TOUR SERIES

6 DESTINY SERIES

8 SPECIFICATIONS

12 FEATURES


14 ACCESSORIES

The ultimate in camping comfort...

GRAND TOUR



Bayside shown with optional canopy



The Bay Window Galley provides plenty of storage with overhead shelf (Overhead shelf only available on Bayside)

The Ultra Glide-Out™ Dinette expands your living space

*2001 brings a new level of product design and innovation, with the Grand Tour Elite Series. The Niagara and Bayside models offer more comfort and convenience than ever before, including the new, innovative BackSaver™**

ELITE SERIES

bed supports, a larger and deeper porcelain sink, more spacious 2.5 cu. ft. 3-way Dometic® refrigerator, plus cable TV/12V jack connection. Both models include Coleman's patented Ultra Glide-Out™ dinette with new clear vinyl side windows and coordinated valances and draperies...a quick and easy way to expand your interior camping comfort and enjoyment.*



Convenient cable TV hook-up and connection for cell phone or other 12V accessories



Larger and deeper sink



Large 2.5 cu. ft. 3-way Dometic® refrigerator with room for 2-liter bottles and plenty more



The all new patent pending BackSaver™ bed support system makes setup easier. Simply engage the support leg onto the bumper and lift the bed slightly until the support locks into place...that's it, you're done!

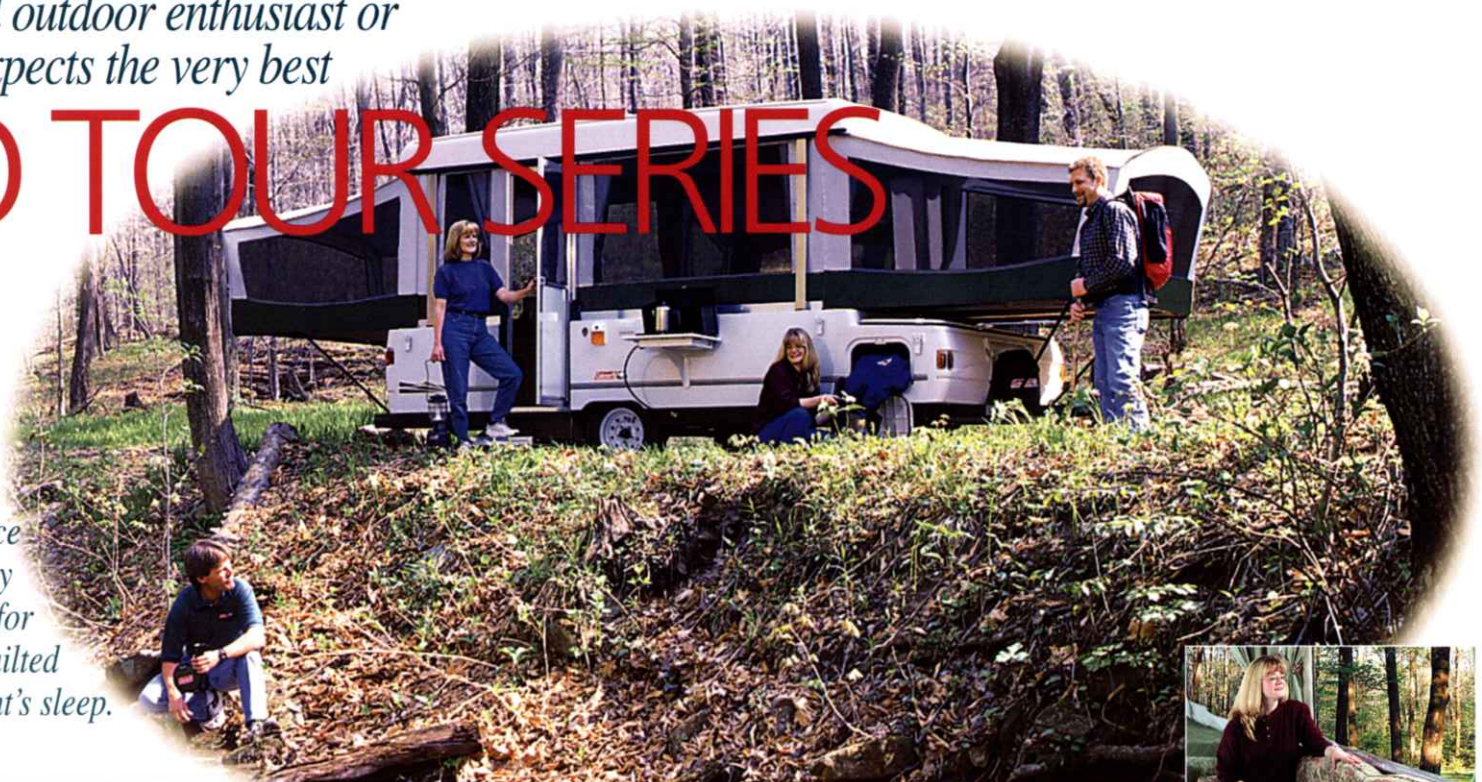
** Ultra Glide-Out™ is a patented design and BackSaver™ Bed Support is a patent pending design.*

For the experienced outdoor enthusiast or first time camper who expects the very best

GRAND TOUR SERIES

has so much to offer. All the 2001 models feature electric brakes as standard equipment plus new BackSaver™ bed supports, larger and deeper porcelain sink, and cable TV/12V jack.

You'll appreciate the convenience of the patented Swing-Level® galley with generous storage, two stoves for inside and outside cooking, and quilted comfort mattresses for a good night's sleep.



Easy access to the 23 cubic foot storage trunk from inside or out.



Experience comfort and convenience with our sofa that converts quickly to a bed



Wraparound seating for relaxing...or additional sleeping space



Built-in Spice Rack and Cutlery Tray

Sea Pine model featured on this page.

Optional Decor Group Package

Niagara, Bayside, Utah, Westlake, Mesa & Sun Valley

- 2 Sets king-size fitted bed sheets & pillow cases
- Camper Caddie
- Vanity Mate
- Sink Cover/Cutting Board
- 1 Portable Light (2 lights in the Niagara & Bayside)
- Stepper Door Mat

Cheyenne, Sea Pine & Santa Fe

- 1 Set king size fitted bed sheet & pillow cases
- 1 Set double size fitted bed sheet & pillow cases
- Camper Caddie
- Vanity Mate
- Sink Cover/Cutting Board
- 1 Portable Light
- Stepper Door Mat

See pages 14 and 15 for item descriptions

Camping Tip




When using lanterns at night, keep them as far away from the campsite as possible to keep bugs away.



For exceptional camping comfort
and value you can depend on

DESTINY SERIES

All models for 2001 include electric brakes as standard equipment, new deluxe interior fabrics and decors plus an assortment of floor plans to match your camping lifestyle. From the spacious Fairview with its Ultra Glide-Out™ dinette to the smallest, lightweight Taos model, there's no better way to connect with nature and experience the great outdoors than in a Coleman Folding Trailer.



Timberlake model featured on this page.



Convenient shower with built-in cassette toilet



A huge wardrobe hutch provides lots of countertop space and storage



Outside shower for fast & easy cleanup.



The convertible dinette provides additional sleeping space



Optional Decor Group Package

Fairview, Timberlake, Tacoma, Sedona and Taos

- Camper Caddie
- Sink Cover/Cutting Board
- 1 Portable Light
- Vanity Mate

See pages 14 and 15 for item descriptions

Camping tip

Coleman For Kids camp journal filled with games and nature facts is a fun way to introduce the great outdoors to children.



Optional 1.9 cu. ft. 3-way gas/electric Dometic® refrigerator has adjustable shelves and plenty of storage space



Sedona model featured on this page.

Coleman For Kids camp journal is available on-line at colemantailers.com or through the Coleman Folding Trailer owner's newsletter.

2001 FLOOR PLANS & SPECIFICATIONS

GRAND TOUR ELITE SERIES

NIAGARA

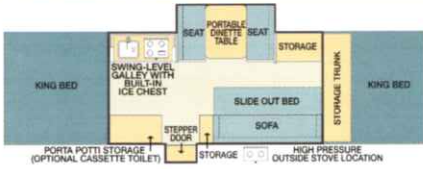


BAYSIDE



GRAND TOUR SERIES

UTAH



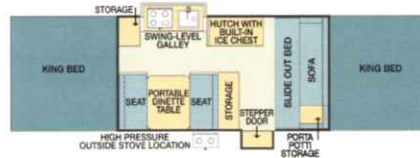
WESTLAKE



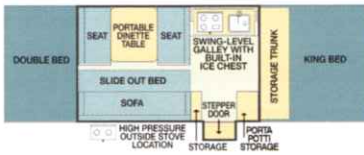
MESA



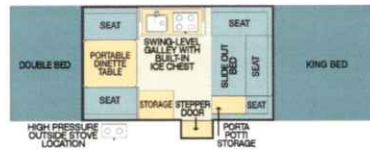
SUN VALLEY



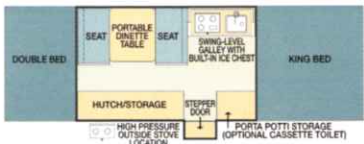
CHEYENNE



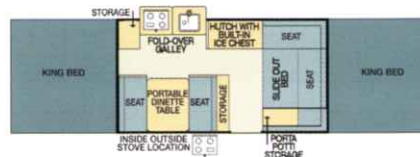
SEA PINE



SANTA FE

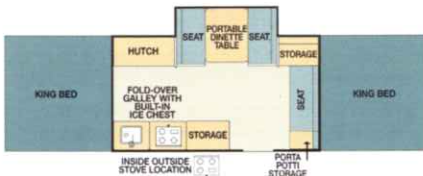


TACOMA

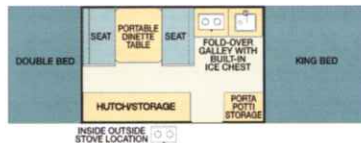


DESTINY SERIES

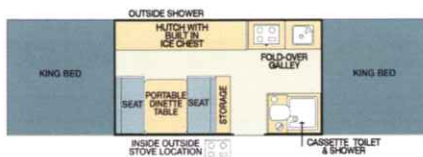
FAIRVIEW



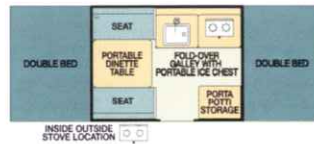
SEDONA



TIMBERLAKE



TAOS



* When ordering installed refrigerator, the built-in ice chest is deleted.

* Accessories and options may be dealer installed.

* Installed option weights will decrease the Cargo Carrying Capacity, consult Owner's Manual for accessory weights.

* Storage trunk models equipped with hot water have reduced cargo capacity because of hot water heater location.

* Cassette toilet, hot water tank and outside shower are factory installed options.

NEW FOR 2001: ELECTRIC BRAKES STANDARD ON ALL MODELS

GRAND TOUR ELITE Additional Special Features

STANDARD ON NIAGARA & BAYSIDE MODELS, INCLUDING GRAND TOUR FEATURES.

- 2.5 cu. ft. 3-Way Gas/Electric Refrigerator
- Hot Water w/Mixer Faucet
- Outside Shower w/Hot water
- Fresh Water & Battery Charge Indicator
- EZ-Crank Down Stabilizer Jacks with Sand Pads*
- ABS Spare Tire* and Gas Bottle Covers
- Electric Brakes
- Stylish Wheel Covers

GRAND TOUR Extras At No Extra Charge

- One-Piece Seamless STRATA (ABS) Roof, Air Conditioner Ready*
- BackSaver Self-Storing Bed Supports*
- Exclusive Natural Comfort Quilted Bed Mattresses with Bed Skirt*
- Cable TV/12V Jack Connection*
- Outside Patio Light with Jack for Portable Light*
- Sectional Sunbrella 302 Breathable Acrylic Tenting*
- Swing-Level Galley with Full Upper & Lower Storage*
- Wide & Sturdy Stepper Door*
- Extra Wide, One-Piece Screen Door*
- Two Stoves – High Pressure Outside Stove* & Low Pressure Inside Stove
- Portable Dinette Table*
- Natural Comfort High Density Foam Seat Cushions*
- Posi-Lock Stainless Steel Lift System*
- Clear Vinyl Windows*
- Extra Fine 18 Mesh Screening*
- Under-Floor Water Storage
- Two Double Ceiling Lights
- EZ-Crank Down Stabilizer Jacks*
- One-Piece Structurwood Floor & Bed Wood*
- Spare Tire & Lug Wrench*
- Tubular Steel Frame*
- Full Perimeter Aluminum Bed Frames*
- Impact Resistant Front & Rear ABS Panels*
- Scratch Resistant Krystal Kote Aluminum Side Panels
- Self-Storing Swivel Tongue Dolly Jack*
- Vinyl Spare Tire and Gas Bottle Covers
- Two Sets of Privacy Curtains

DESTINY Extras At No Extra Charge

- Insulated Aluminum Roof
- Roof Air Conditioner Ready (Except Taos Model)
- Sectional Sunbrella 302 Breathable Acrylic Tenting*
- Full Upper & Lower Storage Fold-Over Galley
- Extra Wide, One-Piece Screen Door*
- Large Built-In Ice Chest (Taos offers Portable Ice Chest)
- Transportable Inside/Outside Stove
- Portable Dinette Table*
- Natural Comfort High Density Foam Bed & Seat Cushions*
- Posi-Lock Stainless Steel Lift System*
- Clear Vinyl Windows*
- Extra Fine 18 Mesh Screening*
- Two Double Ceiling Lights (Except Taos Model)
- Telescoping Stabilizer Jacks
- One-Piece Structurwood Floor & Bed Wood*
- Spare Tire & Lug Wrench*
- Tubular Steel Frame*
- Full Perimeter Aluminum Bed Frames*
- Permanently Attached Self-Storing Bed Supports
- Impact Resistant Front & Rear ABS Panels*
- Scratch Resistant Krystal Kote Aluminum Side Panels
- Self Storing Swivel Tongue Dolly Jack*
- Slide-Out Step
- Two Sets of Privacy Curtains
- Vinyl Spare Tire and Gas Bottle Covers

* Look for features detailed on pages 10, 12-13 or 14-15

GRAND TOUR ELITE

GRAND TOUR

DESTINY

	NIAGARA	BAYSIDE	UTAH	WESTLAKE	MESA	SUN VALLEY	CHEYENNE	SEA PINE	SANTA FE	FAIRVIEW	TIMBERLAKE	TACOMA	SEDONA	TAOS
Box Size (inside)	12'	12'	12'	12'	12'	12'	10'	10'	10'	12'	12'	12'	10'	8'
Gross Vehicle Weight Rating (GVWR), (lbs.)	3,350	3,350	3,350	3,350	3,350	3,070	3,070	2,550	2,550	3,350	3,070	3,070	2,550	1,750
Gross Axle Weight Rating (GAWR), (lbs.)	3,000	3,000	3,000	3,000	3,000	2,720	2,720	2,200	2,200	3,000	2,720	2,720	2,200	1,500
Tongue Rating, (lbs.)	350	350	350	350	350	350	350	350	350	350	350	350	350	250
Unloaded Vehicle Weight, (lbs.)	2,750	2,630	2,500	2,440	2,205	2,055	2,025	1,755	1,740	2,170	2,080	1,925	1,605	1,180
Unloaded Axle Weight, (lbs.)	2,615	2,475	2,380	2,305	2,050	1,895	1,885	1,570	1,545	2,000	1,915	1,795	1,430	1,005
Unloaded Tongue Weight, (lbs.)	135	155	120	135	155	160	140	185	195	170	165	130	175	175
Cargo Carrying Capacity, (lbs.)	600	695	850	860	1,140	1,015	1,045	795	810	1,180	990	1,145	860	570
Storage Trunk Capacity, (cu. ft.)	20	20	23	20	23	N/A	23	N/A	N/A	N/A	N/A	N/A	N/A	N/A
Cabinet Storage, (cu. ft.)	34	40	41	35	48	38	34	41	38	56	39	50	42	25
Total Storage Capacity, (cu. ft.)	54	60	64	55	71	38	57	41	38	56	39	50	42	25
Tire Size	C78-13ST	C78-13ST	C78-13ST	C78-13ST	C78-13ST	B78-13ST	B78-13ST	B78-13ST	B78-13ST	C78-13ST	B78-13ST	B78-13ST	B78-13ST	5.30 X 12
Dimensions (OPEN - Length x Width)	25'9"x11'8"	25'9"x11'8"	25'9"x11'8"	25'9"x8'9"	25'9"x10'2"	25'9"x10'2"	21'11"x8'9"	21'11"x8'9"	21'11"x8'9"	25'9"x11'4"	25'9"x8'1"	25'9"x9'2"	21'11"x8'1"	17"x7'4"
Dimensions (CLOSED - Length x Width)	19'x7'5"	19'x7'5"	19'x7'5"	19'x7'5"	19'x7'5"	17'x7'5"	17'x7'5"	15'x7'5"	15'x7'5"	17'x7'5"	17'x7'5"	17'x7'5"	15'x7'5"	12'2"x6'8"
Height (OPEN)	8'5"	8'5"	8'5"	8'5"	8'5"	8'5"	8'4"	8'4"	8'4"	8'4"	8'4"	8'4"	8'4"	8'2"
Height (CLOSED)	4'8"	4'8"	4'8"	4'8"	4'8"	4'8"	4'7"	4'7"	4'7"	4'6"	4'6"	4'6"	4'6"	3'11"
Front Bed Size (Mattress only)	77"x70"	77"x70"	77"x70"	77"x70"	77"x70"	77"x70"	77"x70"	77"x70"	77"x70"	77"x70"	77"x70"	77"x70"	77"x70"	72"x48"
Rear Bed Size (Mattress only)	77"x70"	77"x70"	77"x70"	77"x70"	77"x70"	77"x70"	77"x48"	77"x48"	77"x48"	77"x70"	77"x70"	77"x70"	77"x48"	72"x48"
Living Area (sq. ft.)	167	167	167	155	155	155	130	130	130	167	155	155	143	91
Sleeping Capacity (Number of persons)	8	8	9	9	9	9	8	8	7	8	8	9	7	6
Slide-out Bed Size	N/A	N/A	67"x33"	67"x33"	80 1/2"x33"	80 1/2"x33"	67"x33"	80 1/2"x33"	N/A	N/A	N/A	80 1/2"x33"	N/A	N/A
Portable Dinette Table Size	39"x30"	39"x30"	39"x30"	39"x30"	39"x30"	39"x30"	39"x30"	39"x30"	39"x30"	39"x30"	39"x30"	39"x30"	39"x30"	39"x30"
Convertible Dinette Bed Size	71"x43"	71"x43"	71"x43"	67"x40"	67"x40"	67"x40"	72"x43 1/2"	80 1/2"x41"	72"x43 1/2"	71"x43"	67"x40"	67"x40"	72"x43 1/2"	74"x41"
Water Storage, (gal.) UF=Underfloor	20 UF	20 UF	20 UF	20 UF	20 UF	20 UF	10 UF	10 UF	10 UF	20 UF	20 UF	20 UF	10	5
20 Amp Converter with Charger	Std.	Std.	N/A	Std.	N/A	N/A	N/A	N/A	N/A	N/A	Std.	N/A	N/A	N/A
12 Amp Converter with Charger	N/A	N/A	Std.	N/A	Std.	Std.	Std.	Std.	Std.	Std.	N/A	Std.	Std.	Std.
STRATA (ABS) One-Piece Roof	Std.	Std.	Std.	Std.	Std.	Std.	Std.	Std.	Std.	N/A	N/A	N/A	N/A	N/A
Electric Brakes	Std.	Std.	Std.	Std.	Std.	Std.	Std.	Std.	Std.	Std.	Std.	Std.	Std.	Std.
EZ Crank Down Stabilizers (*w/Sand Pads)	Std.*	Std.*	Std.*	Std.	Std.	Std.	Std.	Std.	Std.	N/A	N/A	N/A	N/A	N/A
Telescoping Stabilizers	N/A	N/A	N/A	N/A	N/A	N/A	N/A	N/A	N/A	Std.	Std.	Std.	Std.	Std.
Wheel Covers	Std.	Std.	Opt.	Opt.	Opt.	Opt.	Opt.	Opt.	Opt.	Opt.	Opt.	Opt.	Opt.	N/A
BackSaver Bed Support System	Std.	Std.	Std.	Std.	Std.	Std.	Std.	Std.	Std.	N/A	N/A	N/A	N/A	N/A
Cable TV/12V Jack Connection	Std.	Std.	Std.	Std.	Std.	Std.	Std.	Std.	Std.	N/A	N/A	N/A	N/A	N/A
3-Way Refrigerator Capacity (cu. ft.) (Opt. Refrigerator Capacity is 1.9 cu. ft.)	2.5	2.5	Opt.	Opt.	Opt.	Opt.	Opt.	Opt.	Opt.	Opt.	Opt.	Opt.	Opt.	N/A
Built-in Ice Chest (57 qts.) (*Portable ice chest)	N/A	N/A	Std.	Std.	Std.	Std.	Std.	Std.	Std.	Std.	Std.	Std.	Std.	32 qts.*
Built-in Shower with Cassette Toilet	Std.	N/A	N/A	Std.	N/A	N/A	N/A	N/A	N/A	N/A	Std.	N/A	N/A	N/A
Cassette Toilet	N/A	N/A	Opt.	N/A	N/A	N/A	N/A	N/A	Opt.	N/A	N/A	N/A	N/A	N/A
Hot Water w/Hot & Cold Mixer Faucet	Std.	Std.	Opt.	Std.	Opt.	Opt.	Opt.	Opt.	Opt.	Opt.	Std.	Opt.	N/A	N/A
Fresh Water & Battery Charge Indicator	Std.	Std.	N/A	N/A	N/A	N/A	N/A	N/A	N/A	N/A	N/A	N/A	N/A	N/A
Outside Shower	Std.	Std.	Opt.	Std.	Opt.	Opt.	Opt.	Opt.	Opt.	Opt.	Std.	Opt.	N/A	N/A
Porta-Potti Storage Cabinet	N/A	Std.	Std.	N/A	Std.	Std.	Std.	Std.	Std.	Std.	N/A	Std.	Std.	Std.
Swing-Level Galley	Std.	Std.	Std.	Std.	Std.	Std.	Std.	Std.	Std.	N/A	N/A	N/A	N/A	N/A
Fold-Over Galley	N/A	N/A	N/A	N/A	N/A	N/A	N/A	N/A	N/A	Std.	Std.	Std.	Std.	Std.
Spice Rack and Cutlery Tray	Std.	Std.	Std.	Std.	Std.	Std.	Std.	Std.	Std.	N/A	N/A	N/A	N/A	N/A
High-Pressure Outside Stove (2 Burners)	Std.	Std.	Std.	Std.	Std.	Std.	Std.	Std.	Std.	N/A	N/A	N/A	N/A	N/A
Portable Inside/Outside Stove	N/A	N/A	N/A	N/A	N/A	N/A	N/A	N/A	N/A	Std.	Std.	Std.	Std.	Std.
Natural Comfort Quilted Bed Mattress w/skirt	Std.	Std.	Std.	Std.	Std.	Std.	Std.	Std.	Std.	N/A	N/A	N/A	N/A	N/A
Stepper Door	Std.	Std.	Std.	Std.	Std.	Std.	Std.	Std.	Std.	N/A	N/A	N/A	N/A	N/A
Slide-out Step	N/A	N/A	N/A	N/A	N/A	N/A	N/A	N/A	N/A	Std.	Std.	Std.	Std.	Std.
Exterior Patio Light (*w/12V portable light jack)	Std.*	Std.*	Std.*	Std.*	Std.*	Std.*	Std.*	Std.*	Std.*	Std.	Std.	Std.	Std.	Std.
Spare Tire and Lug Wrench	Std.	Std.	Std.	Std.	Std.	Std.	Std.	Std.	Std.	Std.	Std.	Std.	Std.	Std.

• Gross Vehicle Weight Rating (GVWR) is the maximum permissible weight of a trailer fully-loaded for camping including all camping accessories, fluid and cargo (GVWR is equal to the GAWR plus the Tongue Rating). • Gross Axle Weight Rating (GAWR) is the maximum permissible load capacity of the axle assembly.
 • Unloaded Vehicle Weight (UW) is the weight of the trailer as manufactured at the factory when separated from the tow vehicle (also known as the "base" or "dry" weight). • The Cargo Carrying Capacity (CCC) listed above does not take into account the weight of water in the water storage tank and heater (if applicable) nor the weight of a full LP gas tank.

The Coleman® Folding Trailer Advantage...

QUALITY CONSTRUCTION

Coleman Folding Trailers... offering you the smartest design features and construction available!



2001 COLEMAN FOLDING TRAILERS

HASSLE FREE WARRANTY

THE INDUSTRY'S BEST BUYER PROTECTION PLAN

LIMITED LIFETIME*

- MOLDED STRATA™ (ABS) ONE-PIECE ROOF
- TUBULAR STEEL FRAME
- ONE-PIECE STRUCTURWOOD™ FLOOR
- ONE-PIECE STRUCTURWOOD™ DECK PLATFORM
- STAIR SYSTEM

LIMITED FIVE YEAR*

- EXCLUSIVE SUNSHIELD™/SOLAR ACRYLIC TEXTING MATERIAL

LIMITED ONE YEAR*

- ALL OTHER TRAILER COMPONENTS

*If repair is required within the first full year and repair is not possible, we will replace the component with a new one of equal or better quality. If repair is required in years two through five, we will repair or replace the component with a new one of equal or better quality. If repair is required in years six through ten, we will repair or replace the component with a new one of equal or better quality. If repair is required in years eleven through fifteen, we will repair or replace the component with a new one of equal or better quality. If repair is required in years sixteen through twenty, we will repair or replace the component with a new one of equal or better quality. If repair is required in years twenty-one through twenty-five, we will repair or replace the component with a new one of equal or better quality. If repair is required in years twenty-six through thirty, we will repair or replace the component with a new one of equal or better quality. If repair is required in years thirty-one through thirty-five, we will repair or replace the component with a new one of equal or better quality. If repair is required in years thirty-six through forty, we will repair or replace the component with a new one of equal or better quality. If repair is required in years forty-one through forty-five, we will repair or replace the component with a new one of equal or better quality. If repair is required in years forty-six through fifty, we will repair or replace the component with a new one of equal or better quality. If repair is required in years fifty-one through fifty-five, we will repair or replace the component with a new one of equal or better quality. If repair is required in years fifty-six through sixty, we will repair or replace the component with a new one of equal or better quality. If repair is required in years sixty-one through sixty-five, we will repair or replace the component with a new one of equal or better quality. If repair is required in years sixty-six through seventy, we will repair or replace the component with a new one of equal or better quality. If repair is required in years seventy-one through seventy-five, we will repair or replace the component with a new one of equal or better quality. If repair is required in years seventy-six through eighty, we will repair or replace the component with a new one of equal or better quality. If repair is required in years eighty-one through eighty-five, we will repair or replace the component with a new one of equal or better quality. If repair is required in years eighty-six through ninety, we will repair or replace the component with a new one of equal or better quality. If repair is required in years ninety-one through ninety-five, we will repair or replace the component with a new one of equal or better quality. If repair is required in years ninety-six through one hundred, we will repair or replace the component with a new one of equal or better quality.

WE BACK OUR PRODUCT BETTER BECAUSE WE BUILT IT BETTER!

Coleman by Fleetwood

Coleman Folding Trailers...Built Better...Backed Better!

Your Fleetwood extended life warranty on specified structural components, covers repair of defective parts, labor and freight for the first full year and repair of specific defective parts and labor for years two and beyond from the date of purchase...for as long as you own your trailer.

CAMPERS THAT ARE BUILT FOR LIFE!

Coleman Folding Trailers offer more than just shelter. Each trailer is designed to make your camping experiences comfortable, relaxing and as safe as possible – from features that assist you in setting up quickly and easily, to protection for keeping you warm and dry on those not-so-sunny days, to innovative engineering for easy maintenance and service of your trailer. Coleman Folding Trailers is leading the way in both convenience and safety to provide you with years of worry-free camping.

1 LIFTER SYSTEM

- Stainless steel lifter system will not corrode or rust.
- It is designed to require minimal effort to raise the roof.
- Its unique location allows accessible servicing without removing interior walls and cabinets.
- The lift arms extend through the trailer sidewall and are attached to the frame, allowing rain water to flow through onto the ground, not into the trailer.
- The crank mechanism is equipped with Posi-Lock, allowing the operator to stop and release the crank handle without fear of kick-back or free-fall.
- The system is free-standing and does not require additional supports to prevent the roof from accidentally coming down.

2 SUNBRELLA® 302 TENTING

- Exclusive Sunbrella 302 Tenting is made of breathable acrylic material that's hypoallergenic and guaranteed waterproof.
- Won't mildew, dry rot, fade, or crack.
- Because of its special breathable design, moisture and odors escape while minimizing condensation.
- Meets or exceeds the Federal Government's Flame Retardancy code 302 standards.
- Sectional design provides a less expensive way to replace sections should they be damaged.
- Continuous, double-needle stitching and double lap-feld seams prevent unraveling and provide strong water-tight seals from the very first time it gets wet.

3 STABILIZERS

- Crank-down stabilizers on the Grand Tour Series are easily accessible and simple to operate.
- Stabilizers with sand pads make a solid foundation on soft or sandy ground (sand pads standard on all Glide-Out models except Fairview).
- Destiny Series offers telescoping stabilizers that are self-storing.
- All stabilizers are bolted, not welded, to frame for easy replacement if damaged.

4 DOLLY JACK

- Exclusive, self-storing, dolly jack has a permanently attached wheel, so it doesn't require assembly.
- The jack is mounted to the side of the trailer tongue so it won't interfere with the tow vehicle's rear-mounted spare tire or tailgate and provides easier sway control installation option if desired.

5 TIRES & WHEELS

- The exclusive D-Load range (certain models) tires provide increased capacity and durability.
- Five lug nuts are used on each wheel for added safety.
- A lug-nut wrench is included as standard equipment with each trailer.
- Electric brakes are standard equipment on all models.

6 STEPPER™ DOOR

- Exclusive Stepper Door with dead bolt lock on the Grand Tour Series provides an extra wide and sturdy entry step into the trailer.
- The door features a convenient, lockable storage compartment.
- Destiny Series offers a self-storing slide-out step.

7 SCREEN DOOR

- One-piece screen door requires no assembly and easily sets into place.
- It's self-contained in a single frame so the trailer does not need to be perfectly level for installation.
- The extra-wide door is a full 24 1/2 inches wide to allow easy access to the trailer.
- The door handle is located at waist-level for easy use without stooping or bending to reach.
- The automatic spring-loaded door return provides hands-free closing.

8 BUNK ENDS

- Exclusive Conestoga-style, angled bunk ends, combined with fine 18 mesh screening, allows good cross-ventilation, even when it rains.

9 BEDS

- Grand Tour Series offers exclusive BackSaver™ support system feature for easy setup.
- The beds glide out with minimal effort and feature full-perimeter aluminum frames to prevent warping and binding.
- Bed supports are easy to position and are self-storing so they can't be misplaced.
- All beds tested to 1,100 lbs. capacity. (Taos model tested to 750 lbs.)

10 GLIDE OUT DINETTE

- Exclusive Ultra Glide-Out dinettes (certain models) can be set in place with minimal effort.
- They do not require additional stabilizers and are tested to 1,000 lbs. capacity.

11 SWING LEVEL® GALLEY

- The exclusive Swing-Level (Grand Tour Series) and Fold-Over (Destiny Series) galleys set up quickly and easily and provide plenty of upper and lower storage.
- Items don't need to be removed when traveling and the Swing-Level galley design provides a no-spill feature so items remain in place when positioning the galley.
- As a safety precaution the galleys incorporate an automatic power control switch that shuts off electricity to the trailer's top circuit when set in the travel position.

12 ROOF

- Molded one-piece STRATA (ABS) seamless roof on Grand Tour Series is guaranteed not to leak and feature a limited lifetime warranty.
- STRATA roof resists impact and reduces noise from heavy rain.
- The Destiny Series offers an insulated sandwich aluminum roof with a 5-year warranty.
- All roofs are air conditioner ready (except Taos model) and come with built-in canopy track.

13 WHEEL WELLS

- Seamless, high-density polyethylene wheel wells won't rust or allow water or dust to penetrate into the interior of the trailer.

14 WALL CONSTRUCTION

- Krystal Kote exterior aluminum panels resist scratches and never need waxing.
- Automotive style double sidewall construction allows panels to be easily and inexpensively replaced if damaged with minimal shoptime.

15 WATER STORAGE (Not shown on illustration)

- Underfloor water storage in the Grand Tour Series and Destiny Fairview, Timberlake and Tacoma models frees up valuable interior storage space.
- All Grand Tour Elite models, Grand Tour Westlake and Destiny Timberlake models provide hot water with mixer faucet and outside shower.
- 6-gallon gas hot water heater provides on demand hot water.

16 FRONT & REAR PANELS

- Front and rear ABS panels are chip resistant and provide protection against stones, road debris or unexpected objects when backing up.
- Panels can easily and inexpensively be replaced if damaged.

17 SEAT & BED FOAM

- All models use Natural Comfort high-density foam for maximum comfort and lasting support on seat cushions and mattresses.
- Grand Tour Series offers quilted mattresses designed for therapeutic support providing a comfortable good night's rest.

18 DINETTE TABLE

- All models offer a lightweight, portable dinette table that can be used inside or out.

19 COLD FOOD STORAGE

- Grand Tour Elite Series provides a large 2.5 cu. ft. 3-way gas/electric refrigerator.
- Grand Tour and Destiny Series provide a built-in 57 qt. ice chest (except Taos model) with an optional 1.9 cu. ft. 3-way gas/electric refrigerator.
- Destiny Taos model provides a portable 32 qt. Coleman Extreme ice chest.

20 STOVES

- Grand Tour Series provides exclusive two-stove convenience with a high-pressure outside stove (2 burner) and a low-pressure inside stove (3 burner).
- High pressure outside stove provides more BTU's and can be used in windy and high altitude conditions.
- Destiny Series provides a transportable low-pressure stove which can be used inside or out.

21 WINDOWS

- Clear vinyl windows allow more natural light inside on overcast days.
- Fine 18 mesh screening keeps even the tiniest insects out.

22 FRAME

- Full perimeter tubular frame offers greater strength and durability.
- Trailer wiring is protected inside the frame members to prevent damage from stones and other road debris.

23 FRONT STORAGE TRUNK (CERTAIN MODELS)

- Large 23 cu. ft. of storage space for plenty of camping gear (see cargo capacities on page 9).
- Easy access from top, side and inside the trailer.

If you want the best...
compare these Coleman® features to all the rest.

FEATURES

Breathable Outdoor Tenting Fabric

with a Limited 5 Year Guarantee. Exclusive Sunbrella® 302 Fabric's superior breathability allows humidity and cooking odors to escape while keeping rain out. The fabric will not fade, crack, mildew or dry rot, plus it's extremely strong, durable and hypoallergenic.

The clear vinyl windows provide an unobstructed view, providing a brighter interior even on cloudy days. Plus, the fine 18 mesh screening lets in the slightest breeze while keeping the smallest insect out.

The tenting is assembled using continuous double needle stitching and double lap-fold seams to prevent unraveling and provides a secure watertight seal.




Camping tip

When hiking, it's always a good idea to be prepared. Coleman's 5-in-1 Survival Tool provides the perfect solution with a signal whistle, waterproof matchbox, compass, firestarter flint and signal mirror.



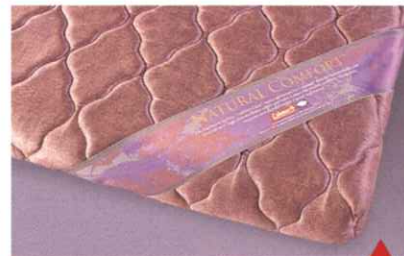
Cable TV/12V Connection

Convenient cable TV hook-up and 12V connection for cell phone or other accessories. (Grand Tour Series only)



Dependable Lift System

with Limited Lifetime Guarantee. Heavy gauge, stainless steel lifter arms will not rust or bind. They run directly through the trailer's double sidewall construction attaching to the outer side of the frame. This allows rain water to drain completely through and onto the ground, eliminating the need for protective cloth covers.



Exclusive Natural Comfort™ Mattresses

Our quilted mattress uses environmentally safe EnviroCure® high density foam which provides a superior level of comfort, therapeutic support and durability for a good night's rest.

(Destiny Series feature non quilted high density foam mattresses)



Strong & Durable Roof

with a Limited Lifetime Guarantee. Coleman's patented one-piece STRATA™ (ABS) roof is guaranteed not to leak...ever! Its extremely strong, durable design protects against all types of harsh weather.

(Destiny Series have insulated sandwich aluminum roof with Limited 5-Year Warranty)



Lug Wrench

Standard equipment on all models to make tire changing easier.



EZ Crank-down Stabilizers

provide a convenient, easily accessible and dependable way to stabilize your trailer. The optional sand pads provide a solid foot print on soft ground or sand.

(Destiny Series feature telescoping stabilizers. Sand Pads standard on Niagara, Bayside & Utah Models)



Exclusive Self-storing Dolly Jack & Safety Lock Chains

Dolly jack features a permanently attached wheel which will not interfere with tow vehicle's tailgate or rear mounted spare tire, plus provides easier sway control installation option if desired. Safety lock chains provide a positive locking connection between the trailer and tow vehicle.



Coleman's One-Piece Screen Door...

is easy to set in place and is extra wide for easy access, plus has an automatic spring return so you can't accidentally leave the door open.

Exclusive Stepper™ Door...

patented design provides an exceptionally wide and sturdy step for easy access to the trailer. (Destiny Series provides a slide-out step.)



Exclusive Swing-Level® Galley Design

A fully stocked galley sets in place easily, plus the cantilever upper galley stays parallel to the floor when positioning, preventing its contents from spilling or tumbling upside down. (Destiny Series offer a full storage fold over galley.)



Larger and Deeper Sink for easier clean-up (Grand Tour Series only).



Metal Seat Frames provide stronger support and lasting durability (Grand Tour Series only).




Sturdy "User-Friendly" Bed System!

One-piece Structurwood® beds with full perimeter aluminum frames prevent beds from warping and binding. Plus, with self-storing attached bed supports there's no possibility for them to be lost or misplaced. Bunk ends are tested to 1,100 pounds. (750 pounds on Taos model).

All new BackSaver™ Bed Supports on Grand Tour Series make setup easier by simply engaging the support at the bumper then lifting the bed slightly until the support locks into place.

Strong Frame with a Limited Lifetime Guarantee.

The Coleman full perimeter tubular steel frame offers greater strength and durability over c-channel frames. The Coleman frame supports the weight of the trailer load and distributes road stress more evenly providing a stronger foundation and greater towing stability. (Test performed by an independent testing & research laboratory - showing c-channel frame failing at approximately 2,600 pounds of pressure... the tubular frame supporting 15,000 pounds of pressure with no damage or bending.)



Coleman Folding Trailer Tubular Steel Frame

Other Folding Trailer C-Channel Frame



Durable "Rough Country" Construction

Coleman features an interlocking, full perimeter skeletal framework of riveted and welded aluminum and steel that stands up to twisting and racking even on rough country roads.

All new for 2001 are electric brakes standard on all models for added towing safety.



Outside Patio Light with jack for portable light to light canopy and screen room area.



Cooking is easy, inside and out

The Grand Tour Series comes with two stoves, an outside high-pressure stove shown here that is efficient in windy or high altitude conditions and low-pressure stove on the inside galley. The Destiny Series comes with a transportable low-pressure stove that can be used inside or out.

Tests shown are for demonstration purpose only. Do not attempt this on your Coleman Folding Trailer. Select tests were performed at Westmoreland Mechanical Testing and Research, Inc., an independent testing and research laboratory.

Customize your living space
with all these great

ACCESSORIES



Double your living space with the Coleman® Screen Room featuring fine mesh screening and full perimeter skirting. (See page 2 for optional canopy, shown separately)



Genuine Yakima Rack System gives you the option to take all your toys, with the available canoe brackets & straps, bike carrier and cargo basket.



ABS Covers
Add the finishing touch to your Grand Tour Series with ABS gas bottle and spare tire covers. (Standard on Niagara and Bayside models. ABS gas bottle cover not shown.)



Exterior Bunkend Hideaway provides privacy and weather protection for bikes and extra camping gear.



Keep Cool All Summer With Roof Mounted Air Conditioning
All models feature standard factory air prep, except Destiny Taos model. (See your dealer for proper BTU sizing and installation requirements.)



Portable Table
Free standing portable table can provide additional dining or serving space.



Battery Tray
Conveniently mounts to tongue of camper.



Forced Air Furnace
Energy efficient LP gas forced air furnace, with electronic ignition provides 16,000 BTU's of heating with thermostat controlled comfort.



Portable Gray Water System

stores beneath the trailer. The system is portable for convenient waste water disposal and is easy to set up. (Gray Water System is available on all models except Destiny Taos model. With added weight an anti-sway/weight distribution control is strongly recommended for towing stability. Trailer should be towed only with an empty gray water storage tank).



Wardrobe Rack

This convenient fold-up rack provides extra space to hang clothes in Destiny Models. (Recessed fold-up wardrobe rack standard on all Grand Tour models.)



Handy Portable Light



Sink Cover Cutting Board



Camper Caddy

This handy soft-side detachable wardrobe makes trip preparation quick, easy and provides loads of personal storage.




Storage Shelf

Perfect out-of-the-way bed storage shelf for nighttime items. (Not available on Destiny Taos model)



Power Lift

Setup as easy as 1-2-3 with convenient electric power lift with remote control.



All New "Happy Camper" Door Mat

Handy entry mat for Stepper door to keep mud and dirt outside.



Vanity Mate

Provides convenient storage for tooth brushes, toiletries, paper towels and other daily necessities.



Fitted Sheets and Pillow Cases

Both are color coordinated to match interior fabrics of the Grand Tour Series.



Coleman Deluxe Add-A-Room

Featuring fine mesh screening, privacy panels, clear vinyl flaps and heavy-duty zippered sections for easy setup and take-down. (See page 2 for optional canopy, shown separately.)

THANKS FOR VISITING COLEMAN® COUNTRY




TREAD LIGHTLY!
ON PUBLIC AND PRIVATE LANDS

Fleetwood Folding Trailers subscribes to the Tread Lightly principles of traveling only on designated routes, respecting the rights of others, educating yourself and camping responsibly.

Manufactured under license from the Coleman Company, Inc. by Fleetwood Folding Trailers, Inc.



FLEETWOOD Folding Trailers, Inc.

• 258 Beacon Street • Somerset, PA 15501 • (814) 445-9661

www.colemantrailers.com

Your Local Fleetwood Folding Trailer Dealer:

A Division of FLEETWOOD Enterprises, Inc. P.O. Box 7638 Riverside, CA 92513-7638

Product information and photography included in this brochure were as accurate as possible at the time of publication. For the most current product information and changes please visit our website at www.colemantrailers.com or contact your local Fleetwood Folding Trailer dealer. Subsequent refinements may be evident in the actual product. Prices and specifications are subject to change without notice. All weights, fuel, liquid capacities, and dimensions are approximate. Fleetwood has designed its recreational vehicles to provide a variety of uses for its customers. Each vehicle features optimal seating, sleeping, storage and fuel capacities. The user is responsible for selecting the proper combination of loads to ensure that the recreational vehicle's capacities are not exceeded.

Sundrella 302 is a registered trademark of Glen Raven Mills, Inc.
Structurewood is a registered trademark of Weyerhaeuser Co.
Strata is a registered trademark of Advance USA.
Domestic is a registered trademark.

If your local dealer is not indicated call toll-free, 24 hours: 1-800-444-4905 or visit our website at www.colemantrailers.com.

©2000 Fleetwood Enterprises, Inc./The Coleman Company Inc.