


COLEMAN FOLDING TRAILERS



1

9




9

0

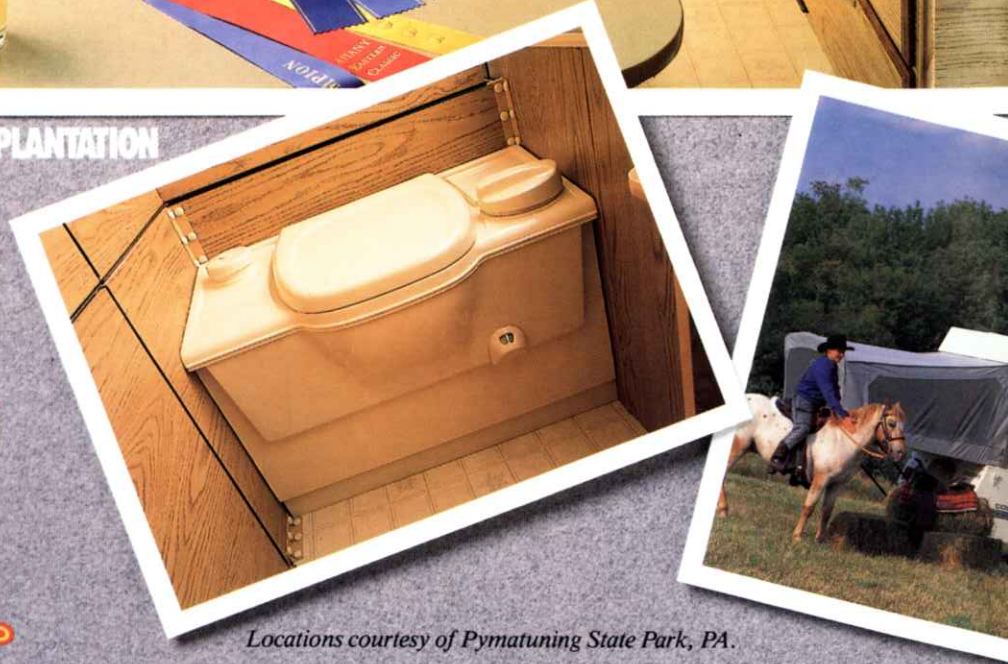
It's an experience you will never forget. The feel of the warm sun on your back...the sound of the wind rushing through the treetops... the exhilarating smell of a pine forest...the tantalizing aroma of coffee brewing early in the morning. All part of the cherished memories of camping—memories you carry with you forever.

2 And Coleman has been an important part of those special memories for over 80 years, with a full line of folding trailers that bring comfort, safety and convenience to your family camping experience. Whether your preference is a private campground with luxurious amenities or an isolated clearing far from the beaten path, there's a Coleman Folding Trailer for you.



Coleman and You...
Building Cherished Memories to last a lifetime.



PLANTATION



Locations courtesy of Pymatuning State Park, PA.

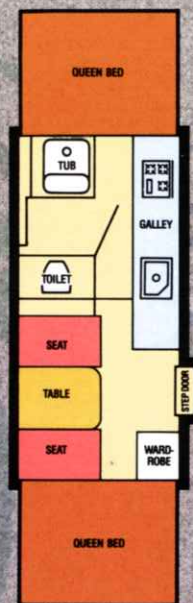


The most luxurious of the Coleman Folding Trailer line, Plantation combines maximum interior space with easy maneuverability. Featuring designer-coordinated fabrics and woodtone finishes throughout, Plantation offers a sunken (or step down) kitchen with porcelain sink, built-in gas/electric refrigerator, three-burner range and oven. Add to this the ample countertop and storage space and you have a functional and practical kitchen that will serve you well whether it's for weekend excursions or extended vacations.

The dinette features upholstered, wood-backed bench seating for long-lasting durability and comfort. The convenient vertical wardrobe converts easily to provide additional seating.

The solid-wall shower/tub and toilet area offers complete privacy. And the convenient outside-access to the waste disposal system makes waste elimination quick and efficient. Plantation even provides a ground fault receptacle for outside power sources.

These features, along with Coleman's promise of rugged dependability make Plantation a distinctively attractive and functional folding trailer.



PLANTATION™

Coleman's most popular line of folding trailers—the Americana series—offers six models with a range of features as special as the land from which they got their name.

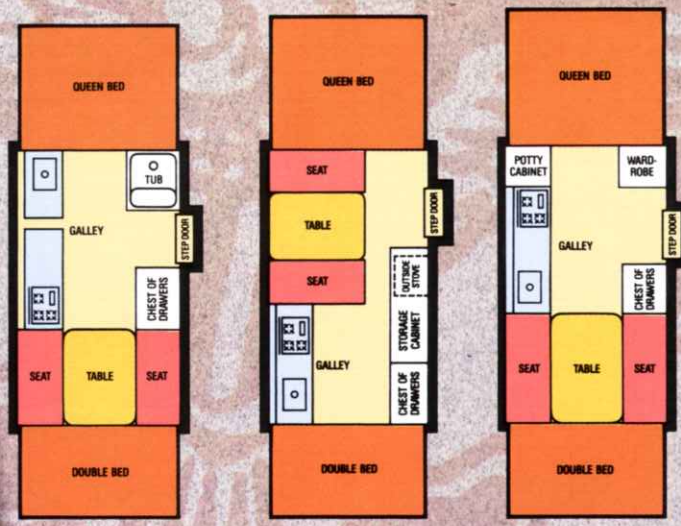
Americana gives you the very best of the Coleman Folding Trailer features in models like Sequoia, which provides for outdoor cooking with a 20,000 BTU high pressure stove. In the Shenandoah you'll find a vertical wardrobe that does double duty as additional seating. And the Williamsburg gives you an enclosed shower/tub unit with hot water heater for all the comfort of home.

The affordable, comfortable Americana—it's everything you want for building great memories.



WILLIAMSBURG





WILLIAMSBURG®

SEQUOIA®

SHENANDOAH®



5

SEQUOIA

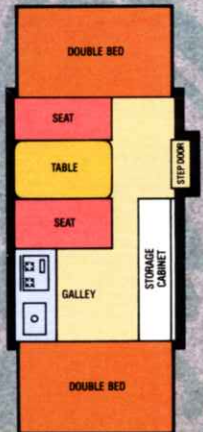


SHENANDOAH

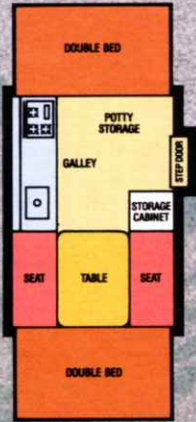


LARAMIE

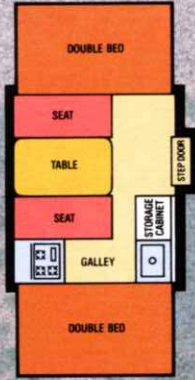
SUNVALLEY



LARAMIE®



SUNVALLEY®



ALTA™



EXCLUSIVE FEATURES:



A



B



C



D



The streamlined engineering of the exterior reduces wind resistance and makes towing a breeze. Interiors are strikingly appointed with designer-coordinated fabrics and finishes—all materials are of the highest quality standards intended to deliver many years of happy memories.

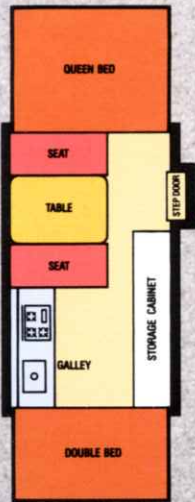
Queen-size and double beds are standard with cushiony four-inch-thick mattresses. Coleman's exclusive Swing-Level® galley makes set up a snap and features three-burner, color coordinated porcelain stove and sink. Best of all Coleman's Swing-Level® galley offers loads of storage space.

- A** Wrap around lights and recessed latches
- B** Roof rack and gas bottle cover (optional)
- C** Outside storage
- D** Lockable utility ports

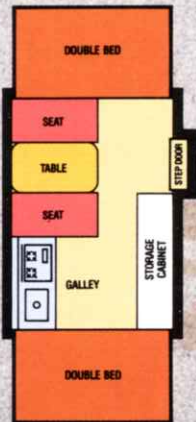


8

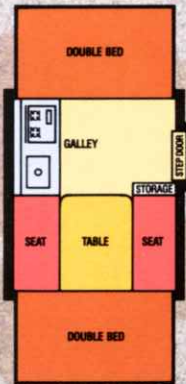
CHESAPEAKE



CHESAPEAKE®



NEWPORT®



COLUMBIA™



NEWPORT




Economy and efficiency without loss of comfort are the standards of the Pioneer line of Coleman Folding Trailers. And in the three models available in the Pioneer series, you'll find common sense features that you'd expect from a company that's been building memorable outdoor experiences for nearly a century.

The Chesapeake model features a side dinette and over 41 cubic feet of storage area. Even the smallest Columbia features room to sleep six. The mid-size Newport features a side dinette floor plan and loads of deluxe features.

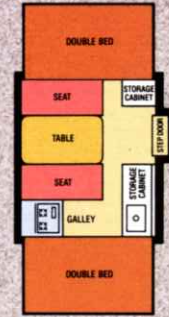
Pioneer Folding Trailers are designed with ample storage, a fully equipped galley and standard features usually found only on much more expensive trailers. The one-piece aluminum screen door is lockable, secure, weather tight and bug proof! Coleman's Stepper™ door with deadbolt lock and Stepperlite™ is a quality engineered convenience and safety feature found exclusively on Coleman trailers.

From the free-standing dinette table to the clear vinyl windows, ceiling light and power converter, Pioneer is the ideal family vacation vehicle.

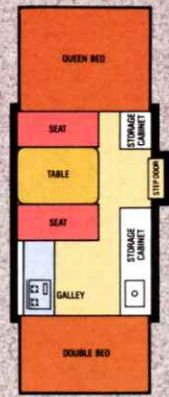
D E S T I N Y



ROANOKE



ROANOKE™



ROANOKE ROYALE™

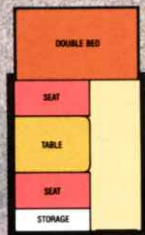
The Destiny Series is the newest addition to the quality line of Coleman Folding Trailers. Both the Roanoke and Roanoke Royale represent unequalled value in today's folding trailer market. Quality features include side dinette arrangement, inside/outside sink and water, ABS plastic impact-resistant front and rear body panels and loads of storage space.

The Colorado for the down-to-basics outdoor enthusiast. Its unique design provides a surprising amount of space, enough to sleep 4 adults. It features a built-in canopy, portable dinette table and 600 lbs. cargo capacity.


C O L O R A D O



COLORADO



COLORADO™



The best part of Coleman's Folding Trailers may be the part you can't see—our quality construction. We're so convinced that our trailers are the best on the market that we offer a warranty that is unsurpassed in the industry. Coleman's famous Lifetime Limited Warranty guarantees the structural integrity of the lift system, floor and steel frame for lifetime to the original purchaser.

Our body is engineered with automotive-type sidewall construction for maximum safety. Coleman Folding Trailers surpass industry standards by utilizing heavy gauge aluminum that is riveted and screwed, not glued and stapled to the frame. Coleman uses tough "box beam" frame construction to provide unequaled rigidity, strength and dependability. Coleman frames have 25% more steel than standard C-channel type framing. Our outdoor-grade wiring is fully insulated and enclosed to prevent fraying and other damage from heat, cold and the elements.



Coleman's patented lift system operates easily every time because the integral telescoping lifters are solidly bolted to the frame and made of heavy gauge stainless steel, to prevent binding or rusting. The fail-safe lifter mechanism functions smoothly on stainless steel needle bearing pulleys.

Like the finest homes, Coleman Folding Trailers feature wood floors. Specially treated, one-piece Blandex®* provides foot comfort, insulation and seamless construction. It also eliminates the moisture build-up that causes the

**Blandex is a registered trademark of the Blandin Wood Products Co.*

inner and outer floor deterioration often found in the metal or plastic-to-flooring construction of other folding trailers. We back our trailers better because we build them better!



Coleman offers a choice of fine exterior tenting materials: natural fiber Weathertex™ canvas or man-made Evolution 3®. Both feature lock stitching that won't "run" when snagged and back tacking at stress

areas for long-lasting performance.



Evolution 3 is more expensive than canvas but is offered as a no charge option.

Each folding trailer Coleman constructs utilizes 75 feet of heavy gauge ultra-strong 1/8" stainless steel aircraft cable, rustproof and virtually unbreakable.

No dark, smoked vinyl here! Instead, Coleman brightens your world with

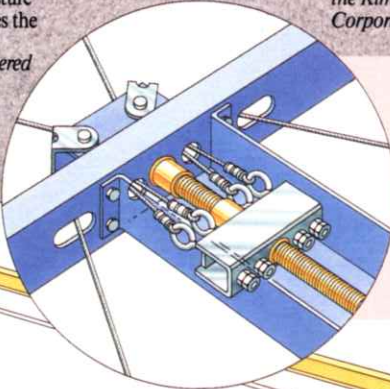
Evolution 3® is a registered trademark of the Kimberly-Clark Corporation.



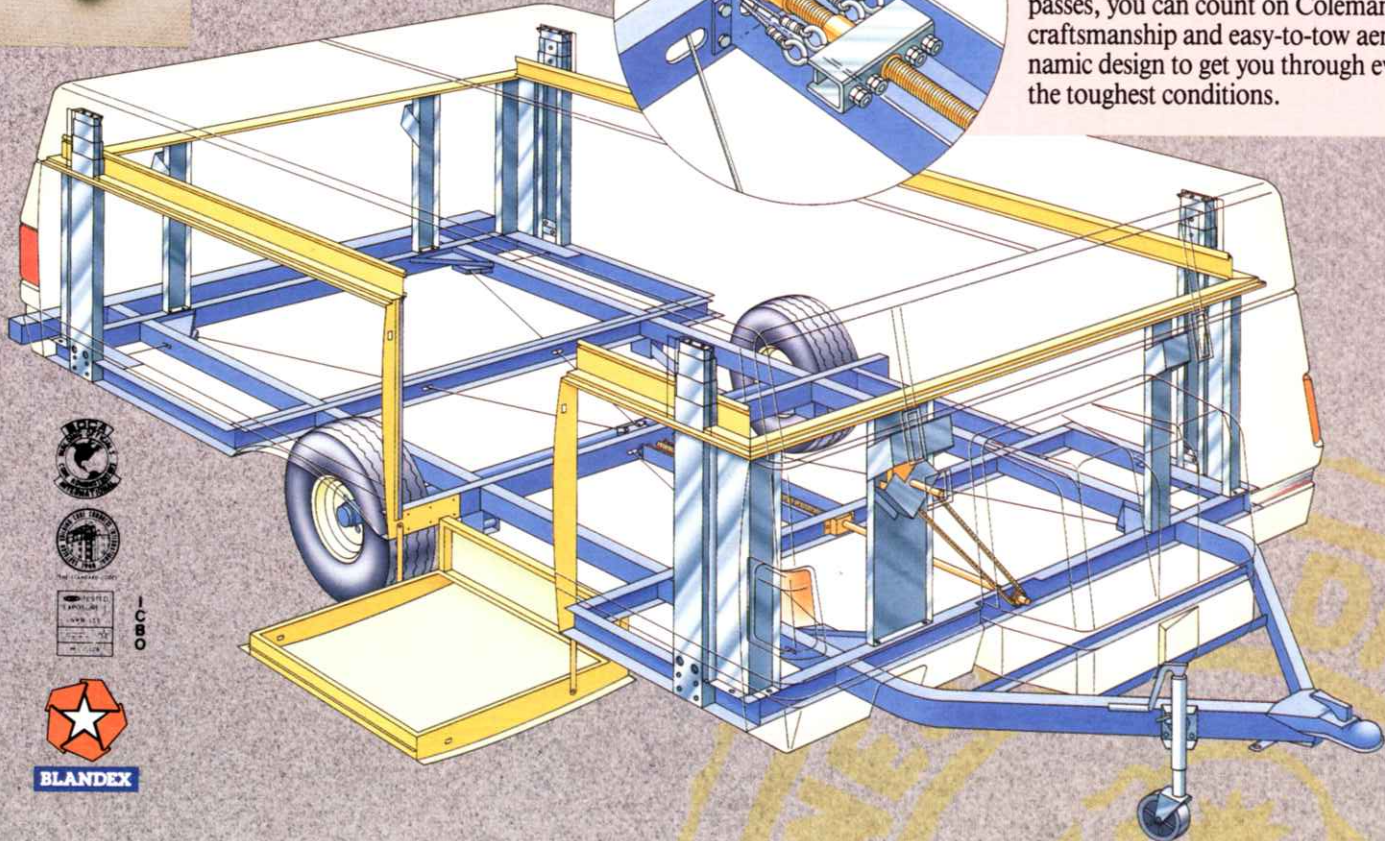
tough, clear vinyl windows that lighten your living space.



Acrylic-coated, high-impact ABS front and rear panels won't crack or chip under tough conditions. This space-age material looks great even after years of rugged use and keeps protecting your investment year after year.



Coleman Folding Trailers are built to take on the great outdoors. From smooth interstates to rough mountain passes, you can count on Coleman's craftsmanship and easy-to-tow aerodynamic design to get you through even the toughest conditions.




For almost a century, Coleman has been helping American families enjoy the carefree pleasures of camping vacations. Every detail of each of our models is designed to enhance their performance...and your vacation fun.

Coleman Folding Trailers are designed with the whole family in mind—with quick-cooking stoves, plenty of headroom and dozens of other unique features.

Find out more from your Coleman dealer. Then experience America's best scenic wonderlands in a Coleman Folding Trailer.




A vinyl moisture barrier surrounding the bed ends keeps you and your bedding dry—even in the wettest weather.



Coleman's comfortable, wood-backed dinette seat cushions lock in place. They stay put and offer more back support and comfort than loose foam cushions without wood backing.



While sitting on a Coleman bed you have plenty of headroom and your feet rest comfortably on the floor.



Coleman's Stepper™ door features our unique Stepperlite™ for illumination where you need it most. Coleman's Stepper is broad, sturdy and safe and positioned at a convenient height.




Coleman's freestanding, portable dinette table lets you eat inside or "dine out" whenever you choose.



Conestoga-designed end bunks are angled to permit air flow and cross ventilation inside your trailer even in a heavy rain storm.



Coleman camping stoves work like a breeze—even in a breeze! These dependable outdoor stoves generate 10,000 BTUs per burner. Competitors' stoves, designed primarily for indoor use, don't function nearly as efficiently in the out of doors.



Self-storing swing-down stabilizers are securely bolted on for quick, easy, rock-solid stabilizing.



Coleman ice chests are portable so they can be used even when your camper is not. Best of all, you don't lose valuable inside cabinet storage by building in the cooler.


CAMPING CONVENIENCE AT ITS BEST



Conveniently located at waist-level, the lifter crank makes raising or lowering the camper almost effortless.



The swing-down, self-storing dolly jack makes hitching up and positioning your trailer a snap.



Lifter crank and stabilizer handles are stored in a convenient, easy-access location located at the base of your Stepper door.



Coleman's bed supports are permanently attached to the wing beds. To set up, simply pull down from the bed. They can never be left behind or misplaced.

Two exclusive Coleman features give you convenience you won't find in other trailers. The self-storing Stepper™ door is a wide, sturdy step placed at a height even small children find comfortable. And the one-piece aluminum screen door has a privacy window panel, waist-level doorknob and built-in automatic spring return. These are just a few of the extra special touches we build into each Coleman Trailer.




Americana™ Series.

BOAT RACK

Ideal for securing boats, canoes or bulky cargo. Distributes the weight evenly over the trailer for driving safety, with virtually no appreciable difference in the camping trailer's economical "one extra gallon per hundred miles" towing mileage.



Plantation™/Pioneer® Series




TOP MOUNT BIKE RACK

Mounts to the top of your camping trailer. Must be used in conjunction with boat rack.



FURNACE

Keep warm on chilly evenings with Coleman's 12,000 or 20,000 BTU thermostat controlled forced air furnace with electronic ignition.




INSTALLED REFRIGERATOR

Keeps your perishable food longer and fresher. Operates on AC/DC electric and LP gas.



BATTERY MOUNT KIT

Installs easily on the tongue of your trailer. Will hold a 12 volt battery secure and conveniently out of the way.




CANOPY/ SCREENED ROOM COMBINATION


Coleman's self-storing canopy comes in a burgundy and gray strobe pattern. For an increase in shaded living space, add the optional screened room enclosure.



AIR CONDITIONER
Keep cool with this Coleman roof-mounted air conditioner.



PRIVACY CURTAINS
Create a "private" bedroom with these attractive curtains.



VANITY BOARD
Includes large mirror, shelf and towel rack.



GAS BOTTLE COVER
Ideal for protecting your propane container and valves from dirt, road spray and the elements.



HEAVY-DUTY STORAGE BUMPER
Provides protection, safety and extra storage.



CONTOURED ABS PLASTIC GAS BOTTLE COVER
Enhance the aerodynamics of your Americana™ Folding Trailer and protect your gas system.



OUTSIDE STOVE AND BRACKET
Attached to the outside of your trailer, this unit generates 20,000 BTUs of outdoor cooking power. And the burners can't be blown out even in a wind storm.



OVERHEAD CABINET
Provides an extra bit of space that always comes in handy.



SPARE TIRE COVER
Pioneer® models only. It looks good and keeps your spare clean.



REAR MOUNT BIKE RACK
Carries two bikes.

SPARE TIRE TRUNK
Americana™ models only. Tucks spare tire out of the way but swings down easily when needed.



S P E C I F I C A T I O N S

Models	Plantation™	Williamsburg®	Sequoia®	Shenandoah®	Laramie®	Sun Valley®	Alta™	Chesapeake®	Newport®	Columbia™	Roanoke Royale™	Roanoke™	Colorado®
Const.	Built-in spare tire mount	S	0	0	0	0	0	S	S	S	S	S	0
	High impact ABS frt. & rear panels	S	S	S	S	S	S	S	S	S	S	S	—
	Bumper	S	S	0	0	0	0	0	0	0	0	S	—
	Evolution™ 3 tenting	S	S	S	S	S	S	S	S	S	—	S	—
Towing	Road height	54"	47"	47"	47"	47"	46"	47"	47"	45"	47"	45"	43"
	Base vehicle wt. *	2200	1570	1450	1450	1225	995	1300	1100	990	1250	985	596
	Base axle wt. **	1995	1450	1320	1325	1120	895	1175	1000	900	1050	860	536
	Base hitch wt.	205	120	130	125	105	100	125	100	90	150	125	60
	Trailer size (closed)	6'9 3/4" x 17'5 1/4"	6'8" x 14'11"	6'8" x 14'11"	6'8" x 14'11"	6'8" x 12'11"	6'8" x 12'	6'8" x 14'11"	6'8" x 12'11"	6'8" x 11'3"	6'8" x 13'5"	6'8" x 11'5"	6'3 1/2" x 10'5 1/2"
	Electric brakes	S	S	0	0	0	0	0	0	0	0	0	—
	Tire size	B 7/8 x 13	20.5 x 8 x 10	20.5 x 8 x 10	20.5 x 8 x 10	20.5 x 8 x 10	5.70 x 8	20.5 x 8 x 10	20.5 x 8 x 10	5.70 x 8	5.30 x 12	5.70 x 8	4.80 x 8
	Hub caps	S	S	S	S	S	S	0	0	0	0	0	0
Living	Sleeping capacity	8	7	7	7	6	6	7	6	6	7	6	4
	Trailer length (open)	26'2"	23'4"	23'4"	23'4"	19'4"	19'4"	23'4"	19'4"	17'6"	20'	16'	14'8"
	Living area (Ft²)	152	129	129	129	104	97	129	104	94	114	90	64
	Interior height (open)	6'8"	6'7"	6'7"	6'7"	6'7"	6'7"	6'5"	6'5"	6'5"	6'7"	6'7"	6'7"
	Overhead dome lights	5	4	4	4	4	4	2	2	1	2	1	—
	Built-in refrigerator	S	0	0	0	0	—	0	0	0	—	—	—
	Ice box/cooler	0	68 Qt.	68 Qt.	68 Qt.	68 Qt.	68 Qt.	48 Qt.	48 Qt.	48 Qt.	40 Qt.	40 Qt.	0
	Tub/Shower/Hot Water Heater	S	S	0	—	—	—	—	—	—	—	—	—
	Hot water with mixer faucet	S	S	0	0	0	—	—	—	—	—	—	—
	Demand electric water pump	S	S	0	0	0	—	—	—	—	—	—	—
	Solid-wall bath w/rolliet	S	—	—	—	—	—	—	—	—	—	—	—
	Potty	S	S	0	0	0	0	0	0	0	0	0	0
	Potty storage cabinet	S	S	S	S	S	S	S	S	—	—	—	—
	Galley/Swing-Level® or Fold-Over	—	SL	SL	SL	SL	SL	FO	FO	FO	FO	FO	—
	Porcelain range w/# burners	3	3	3	3	2	2	3	2	2	2	2	—
	Built-in oven	S	—	—	—	—	—	—	—	—	—	—	—
	Coleman 2-burner outside stove	—	—	S	—	—	—	—	—	—	—	—	—
	Outside sink & water	—	—	—	—	—	—	—	—	—	S	—	—
	Mattress size	68" x 75"	75" x 72"	75" x 72"	75" x 72"	51" x 72"	51" x 72"	75" x 72"	51" x 72"	51" x 72"	48" x 72"	48" x 72"	45" x 72"
		68" x 75"	51" x 72"	51" x 72"	51" x 72"	51" x 72"	51" x 72"	51" x 72"	51" x 72"	51" x 72"	72" x 72"	48" x 72"	—
	Convertible dinette bed size	36" x 72"	49" x 73"	40" x 73"	49" x 73"	39" x 59"	40" x 73"	36" x 59"	39" x 59"	40" x 73"	36" x 65"	36" x 59"	40" x 73"
	Mattress thickness	4"	4"	4"	4"	4"	4" / 13"	4"	3"	3"	3"	3"	3"
	Dinette table size	27" x 36"	30" x 48"	30" x 39"	30" x 48"	23 1/2" x 39 1/4"	30" x 39"	23 1/2" x 39 1/4"	30" x 39"	30" x 39"	30" x 36"	23 1/2" x 36"	30" x 39"
	25 ft. 12-volt auto. extension cord	—	S	0	0	0	0	0	0	0	0	0	—
Storage	Built-in water tank	18 gal.	18 gal.	10 gal.	10 gal.	10 gal.	10 gal.	—	S	S	S	S	—
	Portable water tank (5 gal.)	—	—	—	—	—	—	S	S	S	S	S	—
	Outside ground fault receptacle	S	—	—	—	—	—	—	—	—	—	—	—
	Cabinet storage (cubic feet)	37	37	41	46	32	20	41	35	26	39	28	13
	Number of drawers	8	7	4	5	2	5	0	0	0	2	1	—
	Wardrobe rack	—	0	0	0	0	0	0	0	0	0	0	—
	Fold down wardrobe w/cushions	S	—	—	S	—	—	—	—	—	—	—	—
	Outside storage access	—	S	S	S	S	—	—	—	—	—	—	—

S-Standard equipment
 O-Optional equipment
 *As shipped less optional accessories.
 Weights are plus or minus 5%.
 **Base axle weight is base vehicle weight less the hitch weight.
 —Not available

Due to continuing improvements, Coleman Recreation Vehicles, Inc., reserves the right to make changes in prices, color, material specifications and models at any time without notice. Camping and trailer equipment shown in product photography or illustrations may be optional at additional costs. Consult your Coleman dealer.