

1989 COLEMAN CAMPING TRAILERS

EXPERIENCE

AMERICA'S

BEST



Coleman 
CAMPING TRAILERS

EXPERIENCE AMERICA'S BEST

■ *Camping. Millions of American families consider it the ideal vacation. And for more than 20 years, Coleman Camping Trailers have been helping American families experience the joys and pleasures of this wonderful pastime. Safely... comfortably...affordably.*

■ *From the rocky shores of Eastport, Maine to the sandy beaches of San Diego, California, there are thousands of beautiful places to explore—and thousands of adventures for you and your family to share.*

■ *So join the fun. Experience America's best scenic wonderlands in a Coleman Camping Trailer. Rugged and dependable, each of our ten models helps make camping the joy it was meant to be.*

Comfort and convenience...maximized living space...easy to tow. That's just a few of the features of the Plantation, Coleman's top-of-the-line camping trailer.

Examine the exterior and you'll find a sleek, attractive design that conveniently folds

For dining comfort, the side dinette comes with wood-backed seat cushions. (If extra seating is required, the wardrobe quickly converts into a loveseat.)

And to make even the most out-of-the-way location livable, the Plantation also has a private bathroom that includes a toilet and combination tub/shower arrangement.

Other thoughtful extras include a ground fault receptacle for outdoor electric power and an odor free toilet waste container easily accessible from outside the trailer for quick, convenient disposal.



Locations courtesy of Pymatuning State Park.

PLANTATION™

into a compact, easy-to-tow position. Then look inside and discover a feature-packed interior decorated in warm and cheerful woodtones accented throughout by designer coordinated fabrics.

Surprisingly spacious, the Plantation includes a drop floor galley area containing a built-in gas/electric refrigerator, three-burner stove and oven, porcelain sink and plenty of counter, drawer and cabinet space. One special cabinet features a handy canned goods organizer for keeping jars and other shelf items neatly stored and easy to find.

Taken together, all these features add up to a camping trailer as functional and efficient as it is comfortable and attractive. That's the Plantation—a truly splendid "room with a view" anywhere you take it.





that reduces wind-resistance and makes towing easy. Each model also offers an array of quality features that make The Great Outdoors feel like home, sweet home.

Standard features include spacious designer-coordinated interiors decorated in the finest fabrics and offering plenty of headroom...queen-size and double beds with plush, four inch thick mattresses...and Coleman's exclusive SwingLevel® galley with three-burner stove, Coleman Convertible™ Ice Chest, sink and spacious cabinets. (Simply lift a handle and the galley swings into place.)

A camping trailer for the '90s—and the late '80s, too!

That's the Coleman Americana, a stylish, comfortable and affordable camping trailer available in five superbly appointed models. Each model incorporates innovative design changes to fold into a streamlined, aerodynamically-contoured shape



AMERICANA™

Any Americana you select offers the convenience and performance you'd expect from a Coleman Camping Trailer. In addition, the following models come with these built-in extras:

The Sequoia® features a high-efficiency, 20,000 BTU outdoor stove. Simply slide the unit out the special side panel and you're all set for the tangy taste of outdoor cooking.

The Shenandoah® has a vertical wardrobe for clothes-hanging. Or convert it into extra seating by using it in the down position with cushions.

The Williamsburg® offers an enclosed tub/shower that lets you clean and refresh yourself no matter what out-of-the-way location you've travelled to.

Whichever model you choose, the Coleman Americana gives you indoor comfort amid The Great Outdoors.




Wrap around lights and recessed latches



Roof rack and gas bottle cover (optional)

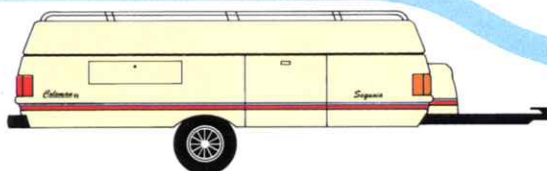


Outside storage



Lockable utility ports

EXCLUSIVE FEATURES





An attractive, comfortable camping trailer that looks more expensive than it actually is. That's the Coleman Pioneer... so affordable that it saves you money without making you scrimp on quality or comfort.

Available in three sturdy models, the Coleman Pioneer offers plenty of headroom—

six feet five inches worth, in fact—as well as a fully equipped galley, water tank and free-standing dinette table. Roomy oakwood finish *metal* galley cabinets are impervious to odors, easy to clean and provide plenty of storage space.

In addition, the Pioneer Chesapeake's® side dinette adds a touch of hominess and makes meals more cheerful and convenient for the whole family.

And both the Chesapeake and Newport® models feature lined drapes every bit as lovely as those in most homes.



Whichever model you select, Pioneer Camping Trailers feature the same first-rate craftsmanship, dependability and easy-to-live in comfort that has made Coleman famous throughout the world.

PIONEER®





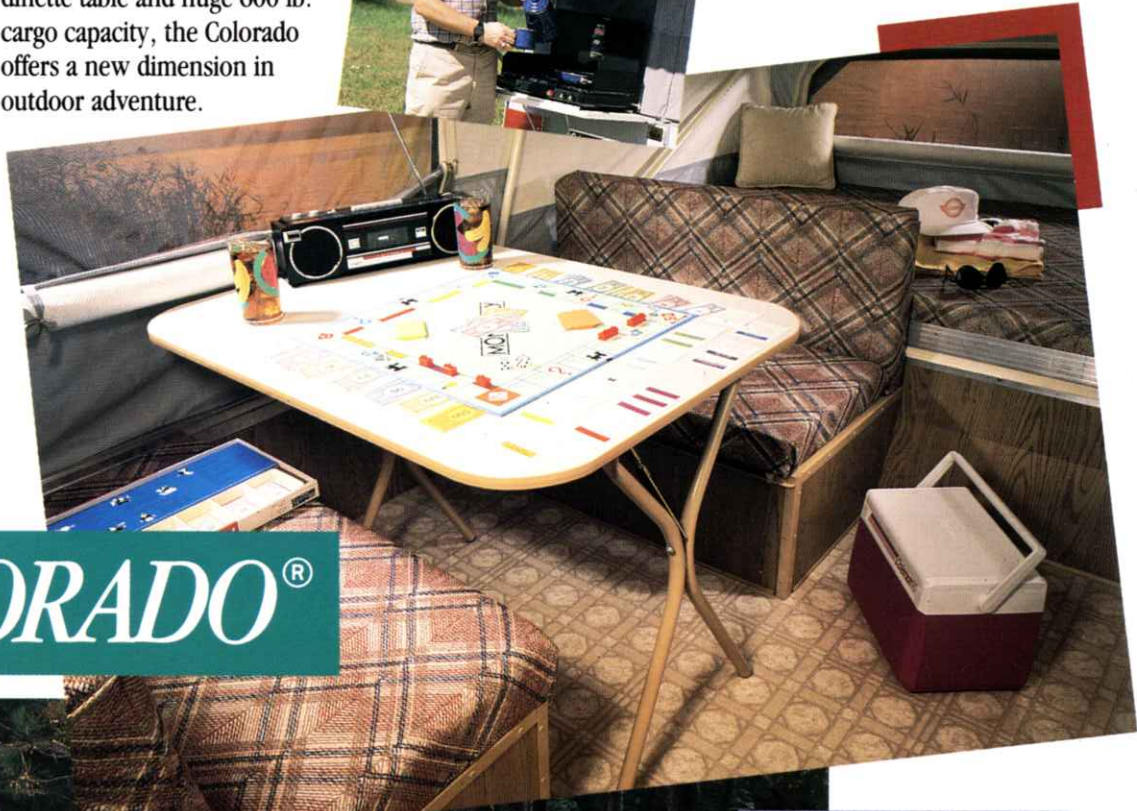
W

ant to combine the fun and feel of tenting with the comfort and convenience of a camping trailer? Then try the Coleman Colorado. Its unique design makes it easy to tow, a cinch to set up and roomy enough to provide sleeping quarters for four. With its built-in canopy, portable

dinette table and huge 600 lb. cargo capacity, the Colorado offers a new dimension in outdoor adventure.



The Colorado's handy stove shelf accessory is ideal for mounting a Coleman outdoor stove.



COLORADO®



Simply roll back the tarp.



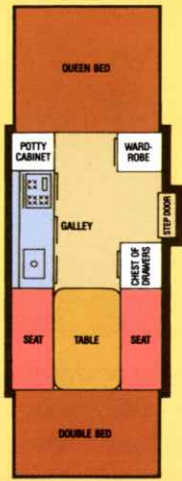
Raise and secure the canopy bow.



And pull out the bed! It's that easy!

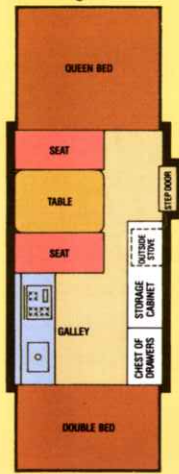
A M E R I C A N A™

SHENANDOAH®



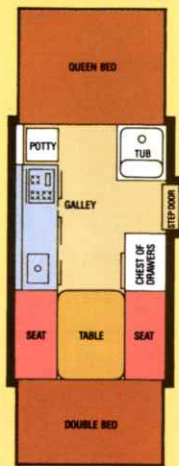
- Sleeps Seven
- One Queen Bed and One Double Bed
- Wardrobe/Love Seat
- Potty Cabinet

SEQUOIA®



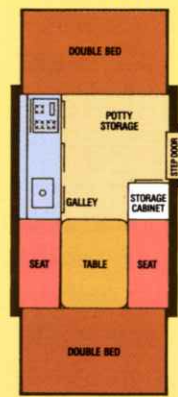
- Sleeps Seven
- One Queen Bed and One Double Bed
- Potty Compartment
- Outside Cooking

WILLIAMSBURG®



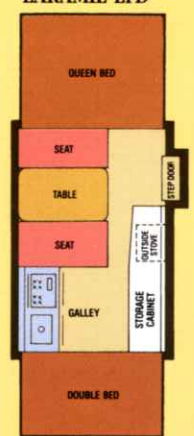
- Sleeps Seven
- One Queen Bed and One Double Bed
- Portable Potty
- Tub and Shower
- Hot Water Heater

SUN VALLEY®



- Sleeps Six
- Two Double Beds
- Three Burner Stove
- Wardrobe Rack
- 995 lbs. Total Vehicle Wt.

LARAMIE LTD™



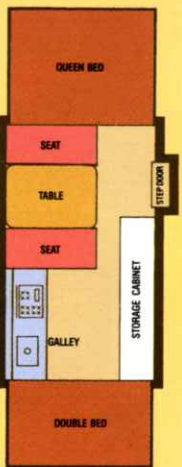
- Sleeps Seven
- One Queen Bed
- One Expand-a-bed
- Side Dinette
- Outside Cooking

FLOORPLANS

#See back page for explanation of base axle weight.

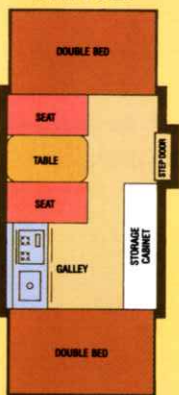
P I O N E E R®

CHESAPEAKE®



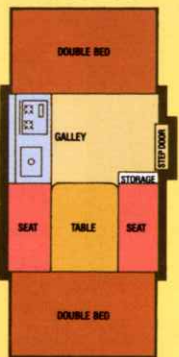
- Sleeps Seven
- Six AMP Power Converter
- One Queen Bed
- One Double Bed

NEWPORT®



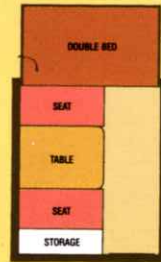
- Sleeps Six
- Two Double Beds
- Six AMP Power Converter
- Lined Drapes

COLUMBIA™



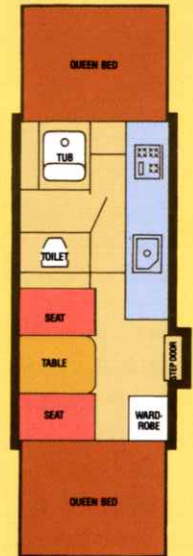
- Sleeps Six
- One Double Bed
- One Expand-a-bed
- 955 lbs. Total Vehicle Wt.

COLORADO®



- Sleeps Four
- One Double Bed
- Converta Lounge Sleeps Two
- Built In Canopy

PLANTATION™



- Sleeps Eight
- Two Queen Beds
- Hardwall Shower/Tub
- Private Toilet
- Drop Floor Design
- Canned Goods Drawer
- Outside Ground Fault Receptacle

ONLY COLEMAN OFFERS ALL OF THESE STANDARD FEATURES ON ALL PLANTATION™, AMERICANA™ AND PIONEER® SERIES TRAILERS

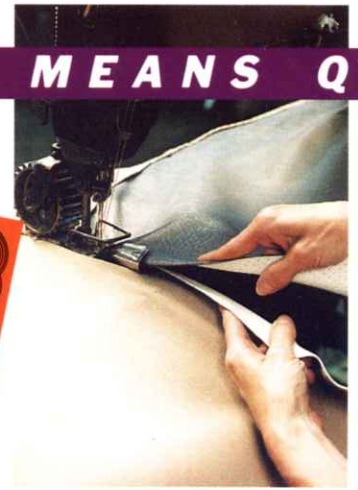
- Insulated hard tops
- Bright annealed stainless steel telescoping lifts
- Aerolite tubular steel frame
- Sliding leaf spring suspension (Torsion bar suspension Plantation only)
- One-piece aluminum, self-closing screen door with sliding privacy panels
- Attached stabilizers
- Attached bed supports
- Brass pressure city water hook-ups
- Self-storing Stepper™ door with deadbolt locks
- Attached drainage systems
- Stepperlite™
- 4-way ventilation with screening
- Clear vinyl storm windows
- Cushioned-vinyl floor coverings
- Towel racks
- Porcelain sinks
- Freestanding dinette table
- Vinyl-covered fabric roofs over beds
- End bed moisture barrier
- Evolution 3®
- 20 lb. gas bottle and regulator
- Baked-on aluminum side panels
- Sliding ball Plantation only
- One-piece aluminum, self-closing screen door with deadbolt locks
- 115-volt AC outlets
- Outside cooking
- End bed moisture barrier
- Not available on Colorado

To earn your business, we provide a high-quality product. Our proof: a strong, Lifetime Limited Warranty. Under this policy, the structural integrity of our lift system, floor and steel frame is warranted for the lifetime of the original purchaser.

No one in the industry offers a better warranty than that. Because no one in the industry has more reason than Coleman to be confident in the quality of its product. But judge for yourself. Consult your authorized Coleman dealer for details.



COLEMAN MEANS QUALITY



Coleman offers a choice of fine exterior tenting materials: natural fiber Weatbertex™ canvas or man-made Evolution 3® †. Both feature lock stitching that won't "run" when snagged and back tacking at stress areas for long-lasting performance.

† Evolution 3® is a registered trademark of the Kimberly-Clark Corporation.

CONSTRUCTION



Sidewalls and corner supports of durable, heavy gauge aluminum are riveted to the frame—not "screwed and glued"—to provide an extra measure of individual component strength and a maximum of "unitized" integrity.

Like the finest homes, Coleman Camping Trailers feature wood floors. Specially treated, one-piece Blandex®* construction provides foot comfort, insulation and reduced weight. It also eliminates the moisture build-up that causes the inner and outer floor deterioration often found in the metal-to-flooring construction of other camping trailers. No Coleman Camping Trailer floor has ever needed to be replaced.

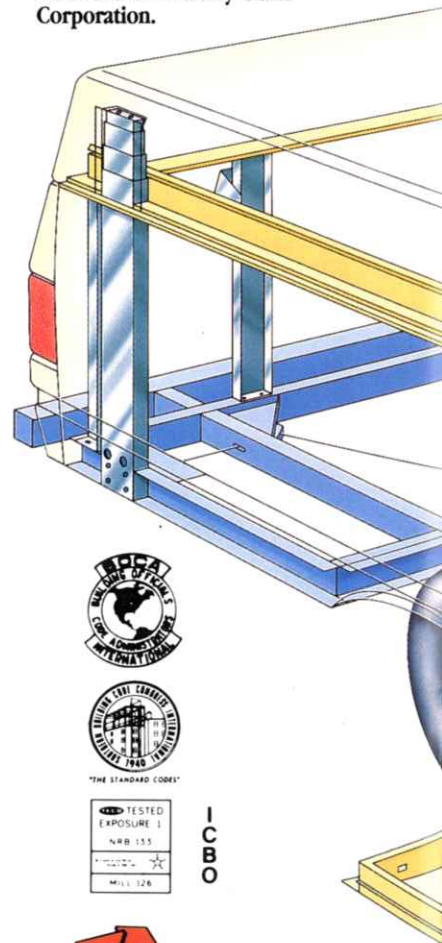
* Blandex is a registered trademark of the Blandin Wood Products Co.



Coleman automotive-type dual sidewall bodies provide a safety buffer zone against interior damage. On those rare occasions when repairs are necessary, Coleman's dual sidewall bodies make them easily accessible and comparatively inexpensive.

For rugged strength and solid dependability, Coleman uses tough, American steel "box beam" frame construction.

Coleman's outdoor-grade wiring is fully insulated and enclosed for safety. This makes fraying or severing impossible and protects the wiring from moisture, heat and cold.



IBC



BLANDEX

LITY. ALWAYS HAS. ALWAYS WILL.



the integral telescoping lifters are solidly bolted to the frame and made of strong, heavy-gauge stainless steel.

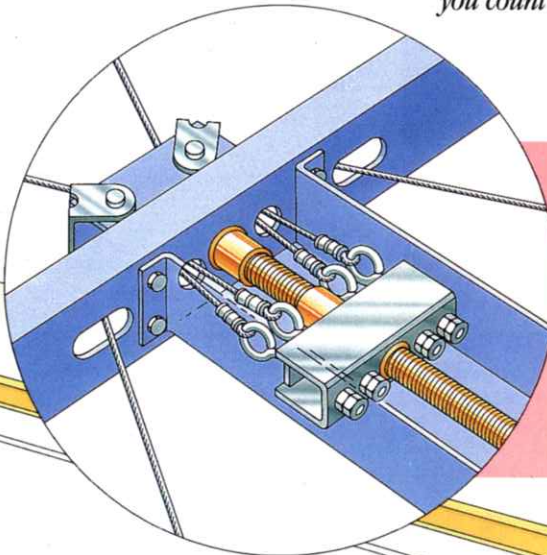
We utilize 75 feet of heavy-gauge (1/8" dia.) ultra-strong stainless steel aircraft cable. It's rustproof and virtually unbreakable—much stronger than anything you'll find in other camping trailers.

Coleman's patented lift system is so easy a child can operate it. Simply turn the two position posi-crank. The fail-safe mechanism functions smoothly on stainless steel needle bearings. It operates effortlessly and dependably every time because

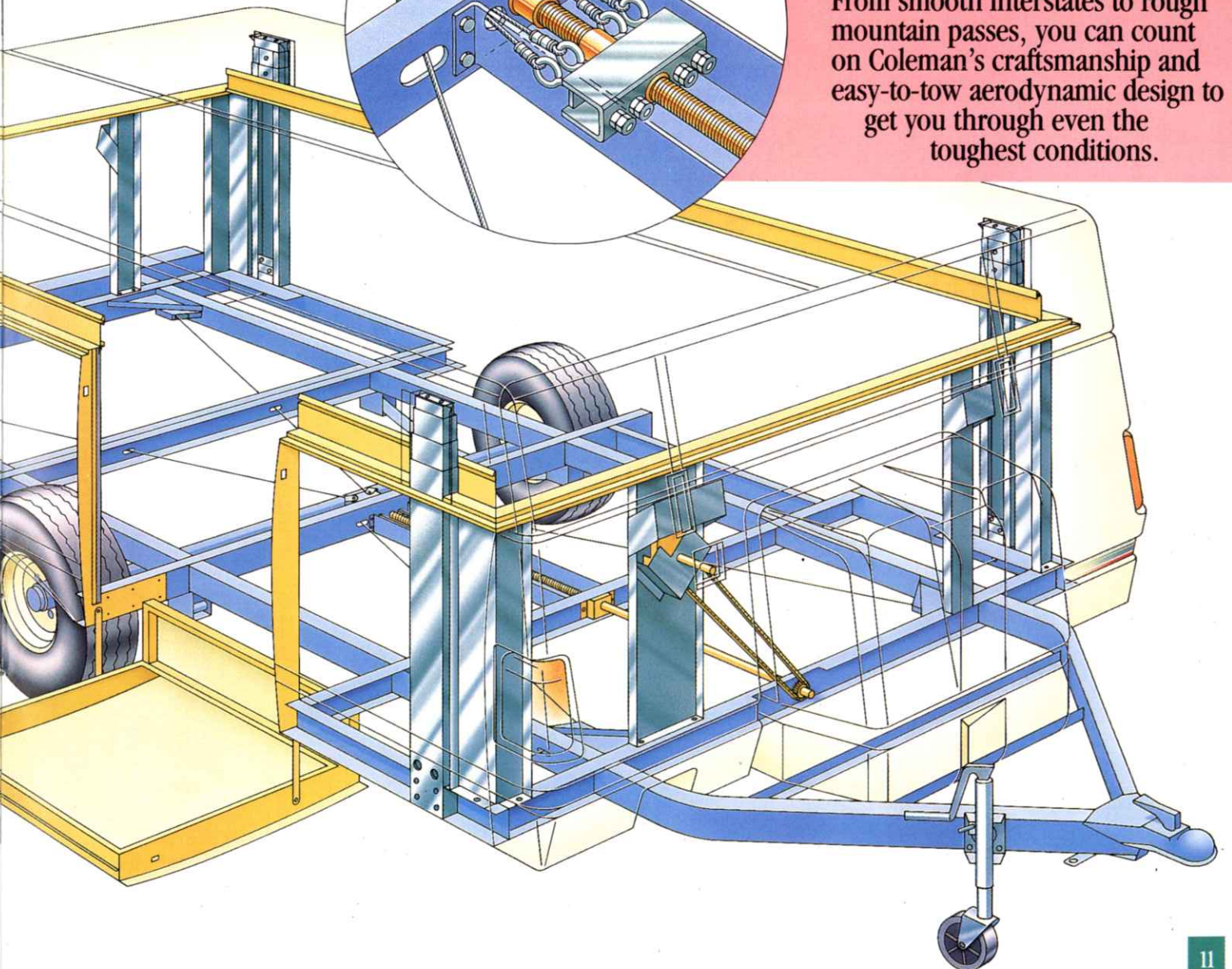


Acrylic-coated, high-impact ABS front and rear panels won't crack or chip under the toughest conditions. This high-tech material looks great even after years of bumping, banging, whipping branches and flying rocks.

No dark, smoked vinyl here! Instead, Coleman brightens your world with tough, clear vinyl windows that lighten your living space by day and let you count the stars by night.



Coleman Camping Trailers are built to take on the great outdoors. From smooth interstates to rough mountain passes, you can count on Coleman's craftsmanship and easy-to-tow aerodynamic design to get you through even the toughest conditions.



For almost a quarter of a century, Coleman has been helping American families enjoy the carefree pleasures of camping. Every detail of each of our models is designed to enhance their performance...and your vacation fun.

Coleman Camping Trailers are designed with the whole family in mind—with quick-cooking stoves, plenty of headroom and dozens of other unique features.


Find out more from your Coleman dealer. Then experience America's best scenic wonderlands in a Coleman Camping Trailer.



Coleman's comfortable, wood-backed dinette seat cushions are locked in place. They stay put and offer more back support than loose throw cushions that fold up and slide about when you're sitting.




A vinyl moisture barrier at the base of the end canopy keeps you and your bedding dry—even in the stormiest weather.




Coleman's freestanding, portable dinette table lets you eat inside or "dine out" whenever you choose.



While sitting on a Coleman bed you have plenty of headroom and your feet rest comfortably on the floor. That's quite a difference from the cramped quarters in our competitors' camping trailers.



Only Coleman Camping Trailers offer warp-proof, aluminum-framed beds. For longlasting, quality construction, count on Coleman!



Coleman's Stepper™ door features our unique Stepperlite™ for illumination where you need it most—at the doorstep.



Conestoga-designed end canopies are angled to permit air flow and cross ventilation while channeling rainwater.

FEATURES

Coleman Camping Trailers make set-up easy. Thanks to *permanently attached* bed supports, dolly wheels, step, stabilizing jacks and dinette table legs, you never again experience "misplaced part frustration."

This is just part of the design excellence built into every Coleman Camping Trailer. We also offer five to six inches more interior headroom than most other camping trailers. That's roominess you'll grow to appreciate.


CAMPING CONVENIENCE AT ITS BEST



Two exclusive Coleman features give you convenience you won't find in other camping trailers. The self-storing Stepper™ door is a wide, sturdy step placed at a height even small children find comfortable. And the one-piece aluminum screen door has a privacy window panel, waist-level knobs and built-in automatic return. These are just a couple of the extra touches we build into each of our models.



Coleman ice chests can be used in the upright or chest position. Take them on picnics or use them on boats—they're great anywhere!



Swing-down stabilizers are securely bolted on for quick, easy, rock-solid stabilizing.



Conveniently located at waist-level, the lifter crank makes raising or lowering the camper effortless.



The swing-down, self-storing dolly wheel makes hitching and positioning a snap.



Lifter crank and stabilizer handles are stored in a convenient, easy-access compartment located in the camping trailer body.



Coleman's bed supports are permanently attached to the wing beds. To set up, simply pull out the bed. Nothing to lose or misplace.



Coleman camping stoves work like a breeze—even in a breeze. These dependable outdoor stoves generate 10,000 BTUs per burner. Competitors' stoves, designed primarily for indoor use, don't function nearly as well.



Americana™ Series.



Plantation™/Pioneer® Series.

BOAT/LUGGAGE RACK

Ideal for securing boats, canoes or extra luggage. Distributes the weight evenly over the trailer for driving safety, with virtually no appreciable difference in the camping trailer's economical "one extra gallon per hundred miles" towing mileage.

ACCESSORIES

FURNACE

Keep warm on chilly evenings with Coleman's 12,000 or 20,000 BTU thermostat controlled forced air furnace.



TOP MOUNT BIKE RACK

Mounts on the top of your camping trailer and carries two bicycles in an upright position.



BATTERY KIT

Installs easily on the tongue of your trailer. Ideal spot for that 12 volt battery.



INSTALLED REFRIGERATOR

Keeps your perishable food longer and fresher than any ice chest. Operates on AC/DC and LP gas.



REAR MOUNT BIKE RACK

This rear-mounted bike rack leaves the top of your camping trailer free for your air conditioner or other top-mounted accessories.

CANOPY/SCREENED ROOM COMBINATION

Coleman's self-storing canopy comes in a burgundy and gray strobe pattern. For an increase in bug free living space, add the optional screened room.



STOVE AND BRACKET

Attached to the outside of your camping trailer, this unit generates 20,000 BTUs of outdoor cooking power.



OVERHEAD CABINET

Provides that extra bit of space that always comes in handy.



PRIVACY CURTAINS

Create a "private" room with these attractive lined curtains.



AIR CONDITIONER

Keep cool with this roof-mounted air conditioner. Mounts on all 9-foot and 11-foot Americana™ Camping Trailers.



BEDBAG

There's nothing quite like the comfort of a Coleman Bedbag. Choose between the double size (56" x 80") and the queen size (74" x 80").



GAS BOTTLE COVER

Ideal for protecting your propane container and valves from dirt, road spray and other elements.




CONTOURED GAS BOTTLE COVER

Enhance the appearance of your Americana™ Camping Trailer and at the same time protect your gas system from dirt and the elements.

HEAVY-DUTY STORAGE BUMPER

The perfect spot for storing fishing rods.



VANITY BOARD

Includes large mirror, shelf, towel rack, cup dispenser and toothbrush holder.



SPARE TIRE MOUNT

Pioneer® models only. Provides more trunk space in your car.



SPARE TIRE TRUNK

Americana™ models only. Tucks your spare tire out of the way but is easily accessible.

S P E C I F I C A T I O N S

Models	Plantation™	Williamsburg®	Sequoia*	Shenandoah*	Laramie LTD™	Sun Valley®	Chesapeake*	Newport*	Columbia™	Colorado*	
Constr.	Built-in spare tire mount	S	0	0	0	0	0	0	0	0	
	High impact ABS frt. & rear panels (built-in rock shield)	S	S	S	S	S	—	—	—	—	
	Full bumper	S	S	0	0	0	0	0	0	—	
	Evolution™ 3	S	S	S	S	S	S	S	S	S	
Towing	Road height	54"	47"	47"	47"	47"	45"	47"	47"	44"	43"
	Base vehicle wt. *	2200	1570	1440	1385	1210	995	1300	1100	990	596
	Base axle wt. **	1995	1430	1310	1260	1100	895	1175	1000	900	536
	Base hitch wt.	205	140	130	125	110	100	125	100	90	60
	Trailer size (closed)	6'9¾" x 17'5¼"	6'8" x 15'2"	6'8" x 15'2"	6'8" x 15'2"	6'8" x 13'2"	6'8" x 13'2"	6'8" x 14'11"	6'8" x 12'11"	6'8" x 11'3"	6'3½" x 10'5½"
	Electric brakes	S	S	0	0	0	0	0	0	0	—
	Tire size 4.80 x 8	—	—	—	—	—	S	—	—	S	S
	Tire size 20.5 x 8 x 10	—	S	S	S	0	S	S	0	—	—
	Tire size B78 x 13 STLRC	S	—	—	—	—	—	—	—	—	—
	Hub caps	S	S	S	S	S	0	0	0	0	
Living	Sleeping capacity	8	7	7	7	7	6	7	6	6	4
	Trailer length (open)	26'2"	23'	23'	23'	21'	19'	23'	19'	17'6"	14'8"
	Living area (Ft²)	152	129	129	129	104	104	129	104	94	64
	Interior height (open)	6'8"	6'7"	6'7"	6'7"	6'7"	6'7"	6'5"	6'5"	6'5"	6'7"
	Overhead dome lights	5	4	4	4	4	4	2	2	1	—
	Built-in refrigerator	S	0	0	0	0	0	0	0	0	—
	Coleman ice box (optional w/installed refrigerator)	0	S	S	S	S	S	S	S	S	0
	Tub/Shower/Hot Water Heater	S	S	—	—	—	—	—	—	—	—
	Solid-wall enclosed bath compartment w/installed toilet	S	—	—	—	—	—	—	—	—	—
	Portable toilet	—	S	0	0	0	0	0	0	0	0
	Potty storage cabinet	—	—	S	S	S	—	S	S	—	—
	Swing-Level® Galley	—	S	S	S	S	—	—	—	—	—
	Flip-up galley w/storage	—	—	—	—	—	—	S	S	S	—
	Porcelain 2-burner range w/cover	—	—	—	—	S	—	—	S	S	—
	Porcelain 3-burner range w/cover	—	S	S	S	—	S	—	—	—	—
	3-burner range w/built-in oven	S	—	—	—	—	—	—	—	—	—
	Coleman 2-burner outside stove	—	—	S	—	S	—	—	—	—	—
	Mattress size	68" x 75" 68" x 75"	75" x 72" 51" x 72"	75" x 72" 51" x 72"	75" x 72" 51" x 72"	75" x 72" 51" x 72"	51" x 72" 51" x 72"	75" x 72" 51" x 72"	51" x 72" 51" x 72"	51" x 72" 51" x 72"	45" x 72" —
	Mattress thickness	4"	4"	4"	4"	4" / 3"	4"	4"	3"	3"	3"
	Dinette table size	27" x 36"	30" x 48"	30" x 39"	30" x 48"	23½" x 39¼"	30" x 39"	30" x 39"	23½" x 39¼"	30" x 39"	30" x 39"
	Convertible dinette bed size	36" x 72"	49" x 73"	40" x 73"	49" x 73"	39" x 59"	40" x 73"	40" x 73"	39" x 59"	40" x 73"	40" x 73"
	25' 12-volt auto. extension cord	—	S	0	0	0	0	0	0	0	—
Storage	Built-in water tank w/fill spout	18 gal.	18 gal.	10 gal.	10 gal.	10 gal.	10 gal.	—	—	—	—
	Portable water tank (5 gal.)	—	—	—	—	—	—	S	S	S	—
	Outside ground fault receptacle	S	—	—	—	—	—	—	—	—	—
	Demand electric water pump	S	S	0	0	0	0	—	—	—	—
	Cabinet storage (cubic feet)	37	37	41	46	32	37	41	35	26	13
	Drawers #	8	5	4	5	2	2	—	—	—	—
	Wardrobe rack	—	0	0	0	0	0	0	0	0	—
	Fold down wardrobe w/cushions	S	—	—	S	—	—	—	—	—	—
	Outside access storage	—	S	S	S	S	—	—	—	—	—

S-Standard equipment

0-Optional equipment.

**Base axle weight is base vehicle weight less the hitch weight.

†Two positions with ratchet.

*As shipped less optional accessories. Weights are plus or minus 5%.

Due to continuing improvements, The Coleman Company, Inc., reserves the right to make changes in prices, color, material specifications and models at any time without notice. Camping and trailer equipment shown in product photography or illustrations may be optional at additional costs. Consult your Coleman dealer.



The Coleman Company, Inc.
Camping Trailer Division
Somerset, PA 15501

