

# 1985 Coleman® Folding Camping Trailers

Discover the Difference.



WE HAVE A BRIGHT REPUTATION FOR QUALITY.

**#1 Worldwide**



# Discover the Coleman<sup>™</sup> Difference.

## The fold-down difference— the best way to camp.

There's simply no better way to take to the great outdoors than in a Coleman<sup>®</sup> Folding Camping Trailer. It allows you to travel and camp just

about anywhere.

It's easy to hitch up, tow, set up and take down.

It's comfortable and convenient—providing raised living accommodations that include beds, dining table, stove, sink with running water, storage compartments, lighting and much more. It's economical to buy and to maintain—requiring only about one extra gallon of gas per 100 miles of towing.\* And your new Coleman trailer can virtually pay for itself in just a few years from the savings on motel and restaurant expenses.

## The Coleman difference— your satisfaction.

Coleman is the world's most respected name in outdoor products—and the leading manufacturer of folding trailers. Our reputation goes back

over 80 years starting with the world-famous Coleman lantern that established our uncompromising commitment to quality.

"No product is really sold until it's delivering satisfactory service for the user," insisted company founder, W.C. Coleman.

Nowhere is this philosophy more apparent than in today's eleven models of Coleman Folding Camping Trailers.

## The Coleman difference— how we do it.

State-of-the-art craftsmanship coupled with the finest materials available assure you that your Coleman trailer is built to last. The frame is made of extra-strength "box beam" tubular steel. Our stainless steel aircraft cable lift system is strong and easy to operate. Our front and back exteriors are made of proven, rugged ABS plastic. The aluminum sides feature double-wall, truck-like construction. Whether you choose





heavy-duty duck canvas or Evolution® 3 fabric, we insist on top-quality material that's reinforced and double-stitched at stress points. The sturdy one-piece wood floor is covered with quality Armstrong™ vinyl coverings.

Everywhere you look on a Coleman® trailer, you'll find excellence in design, materials and workmanship. That's why we can offer the best consumer protection in the industry—a **limited five-year warranty**. See your Coleman dealer for a copy and compare what others offer. And see why your Coleman trailer commands the highest resale value in the industry.

### Introducing the new Colorado™ Camping Trailer. Rugged, basic, superbly economical.

Coleman's innovative Colorado is today's low-cost, lightweight way to go. It's the ideal step-up vehicle for the hunter, fisherman and basic camper seeking the comfort and convenience of a camping trailer without sacrificing the fun and feel of tenting.

With a mere 515 lb. curb wt., its unique folding design—comparable to modern

dome tents—provides a surprisingly spacious interior. Enough room to sleep four adults. Set-up couldn't be quicker—requiring only one person. And the Colorado includes such Coleman conveniences as high-density foam mattresses, a built-in canopy, a removable dinette table and cargo capacity exceeding 600 pounds. Not a lot of money—but a whole lot of camper.

\*Based on research conducted with a variety of tow vehicles. Results may vary depending on tow vehicle and the way you drive.



Just roll back the tarp...




raise and secure the canopy bow...



and pull out the bed



**A world  
of difference  
in overall features,  
design and construction.  
Here's the proof.**



Coleman's® exclusive box-beam frame construction and patented lift system carry a five-year limited warranty.

1. 4"-thick foam mattresses and cushions.\*
  2. Moisture-resistant barrier around beds.†
  3. Vinyl-backed drapes.
  4. Fine mesh screening.†
  5. Bolt-on self-storing Posilok™ stabilizers.†
  6. Attached self-storing bed supports.†
  7. Swing-up self-storing dolly wheel.
  8. 1 7/8" ball coupler.†
  9. Stainless steel lift system.
  10. One-piece "Stepper"™ door with dead-bolt lock and Stepperlite™.
  11. One-piece aluminum screen door.
  12. Complete one-piece "Swing-Level"™ Galley.\*
  13. Free-standing dinette table.†
  14. Hardbacked dinette cushions and backrests.†
  15. Clear, heavy vinyl windows.†
  16. Insulated hardtop with inside dome lights.
  17. Stove cover and splash guard.
  18. Conestoga™ wing-bed design with 36" headroom over beds.
  19. "Box Beam" tubular steel frame.†
  20. Acrylic-coated, high-impact ABS front and rear panels.\*
  21. One-piece wood floor with Armstrong floor covering.†
  22. Waist-level "posi-crank" lift mechanism.
  23. Twin gas bottle or auxiliary battery storage capability.
  24. Convenient storage. Easy access to crank and stabilizer handle.
- \*Standard on Americana™ series only.  
†Included in the Colorado.



# The Coleman<sup>®</sup> Difference. There is no comparison.

## COLEMAN

## OTHERS


## COLEMAN

## OTHERS




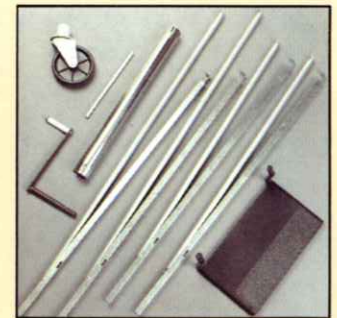
### Construction.

Coleman trailers feature riveted and painted heavy-gauge rustproof aluminum side walls and corner supports. No other manufacturer offers this type of construction. Compare with aluminum sheeting—screwed and glued to plywood siding—which is tough and expensive to repair.

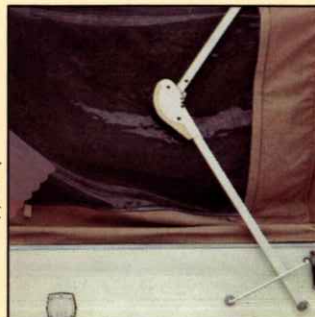


### Component storage.

Coleman trailers have permanently attached built-in bed supports, dolly wheel (not on Colorado), step and jacks and dinette table legs. On other campers, these items are unattached and can easily be misplaced.




**Lifters.** Coleman's heavy-gauge stainless steel aircraft cable lift system is the strongest and most dependable in the industry. It operates smoothly and features a fail-safe mechanism. Some competitive trailers utilize an external scissor-type lift arm system that often requires two people to set up and take down. And is always exposed to damage, even in down position.



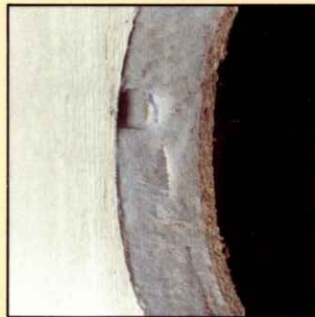
### Lift cable diameter.

Coleman trailers use 1/8"-diameter stainless steel aircraft cable—the strongest in the industry. Compare with smaller steel cables, prone to break or rust.




### Side wall cross section.

Coleman trailers utilize an automotive-type double wall construction. Compare with single wall, no buffer zone; slight damage to exterior can result in major interior damage.




### Step height.

Coleman's exclusive self-storing Stepper™ is a big, wide, sturdy step positioned low enough so that even a small child has no problem entering the trailer. Our Stepperlite™ provides ample illumination for safe entry and exit. The smaller, higher step typical of other campers makes entrance into the living area more difficult.



### Wiring

For safety, Coleman's wiring is enclosed and protected. This reduces the chance of the wiring becoming frayed or severed.



### Door.

Coleman trailers feature a wide, one-piece aluminum screen door with a waist-high door knob and automatic return. Measure the difference—don't accept narrow two-piece doors and awkward, knee-level knob positioning.






## COLEMAN




### Windows.

Smoked-vinyl windows create a dark inside environment; Coleman's clear vinyl windows let all the light inside, especially on cloudy days, thus brightening the living space.



### Canvas.

Coleman® canvas edges are tightly stitched and finished. Don't accept uneven, rough edges and loose stitching.



\*after 8½ min.

**Stove.** Coleman's outdoor stove is capable of generating 10,000 BTUs per burner of heat, enough power to cook even in a breeze. Compare with the 5,500 BTUs per burner of most competitive stoves, really meant to be used indoors. They're inefficient for outdoor use; take four times longer to bring water to a boil.\*



### Dinette.

Coleman's dinette table is free-standing, portable and stable—not fixed.

## OTHERS



\*after 32 min.



## COLEMAN



### Bed heights.

Coleman's beds are positioned to allow you to plant your feet and to maximize headroom. Compare with other beds which don't allow you to sit comfortably and which limit headroom.




### Dinette seats.

Coleman's locked-in-place dinette seats are wood-backed for support. Not tossed-in cushions that neither support nor stay in place.



### Trailer height.



A Coleman trailer offers 5" to 6" more interior headroom than most competitive models, as shown.



### Wood underbelly vs. metal underbelly.

Coleman trailers feature sturdy, one-piece, treated wood floors. Compare to trailers that utilize metal underbellies. The metal serves only to add weight and create "pockets" which permit moisture build-up that leads to floor deterioration.

## OTHERS



Coleman

Others







## COLEMAN



### Cross ventilation vs. roof vent.


Because of the superb ventilation of fold-down trailers, Coleman utilizes no roof vent. Such vents, unless they have a powered exhaust system, serve no purpose and are often a source of leaks.

## OTHERS



### Underneath perimeter—rivets and hex-head tech screws vs. staples.

Compare the rugged quality of Coleman rivet-and-screw construction to the flimsy, stapled construction of many other trailers.



### Bed supports.

Coleman's bed supports are attached to the bed. You simply have to pull the bed out. Don't accept loose supports or those that must be set up before the bed is pulled out.




### Stepperlite™ vs. overhead patio light.

Coleman's Stepperlite™ provides illumination where you need it the most—at the doorstep.



## COLEMAN



**Warranty.** Because we build our trailers right, we back them right. Our five-year limited warranty is on these major trailer components: lift system, roof, floor and frame. It covers parts and labor for the first three years and parts for the last two years, which, we believe, makes it the best warranty in the business. See your local Coleman dealer for details and compare.

## OTHERS



Discover the best of both worlds—rugged Weathertex™ canvas or the new Evolution® 3 Fabric.

Coleman® gives you a choice in exterior tenting material. Weathertex® canvas with its natural fiber toughness. Or Evolution® 3, the man-made material that is unaffected by extreme humidity. Either way,

you get top quality material with double stitching around all the stress areas.

(Note: Our Evolution 3 is 7 oz.—don't accept less.) Evolution 3 is a registered trademark of the Kimberly-Clark Corporation.



# The Pioneer™ Series.

## The Difference is Economy.

Choose from five distinctive models in the Pioneer Series, including the all-new Chesapeake™, and enjoy Coleman® camping convenience with all these standard features: Free-standing dinette table and hard-backed dinette cushions that convert to a bed. Complete 36"-high galley with two-burner stove (except Chesapeake—three-burner stove), cover, splash guard and water tank. Clear vinyl windows and vinyl-backed drapes. Dome lights and power converter. Self-storing, bolt-on stabilizers and attached bed

supports. Swing-up dolly wheel, waist-level crank and aircraft-type stainless steel lift system. Coleman Stepper™ with dead-bolt lock, one-piece aluminum screen door and Stepperlite™. Conestoga™ wing-bed design with 36" headroom and moisture barrier around beds. 6'7" interior height, double-needle stitching and fine mesh screening.



Elegantly appointed Pioneer Series trailers feature bright new fabrics for drapes and upholstery as well as simulated Oakwood-finish cabinets.



Coleman's exclusive waste-level crank gives you better leverage for raising the trailer and eliminates awkward stooping and kneeling.

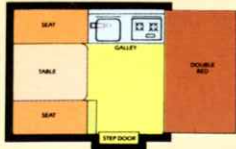


Another Coleman exclusive—the swing-down Stepper™ door provides safe and easy access to and from the trailer.



**Just the right plan  
of comfort and  
convenience to suit  
your camping style.**

### Jamestown<sup>®</sup>



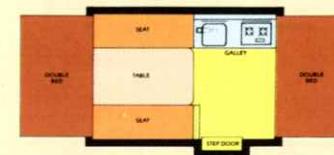
- Sleeps four
- One double bed
- Two vinyl windows
- Three-amp power converter
- 790-lb. curb wt.\*

### Redwood<sup>®</sup>



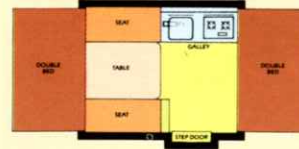
- Sleeps five
- One double and one single bed
- Vinyl-backed drapes
- Three-amp power converter
- 847-lb. curb wt.\*

### Newport<sup>™</sup>



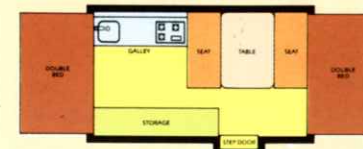
- Sleeps six
- Two double beds
- Vinyl-backed drapes
- 10" tires
- Six-amp power converter
- 990-lb. curb wt.\*

### Columbia<sup>™</sup>



- Sleeps six
- Two double beds
- Waist-level crank
- Three-amp power converter
- 885-lb. curb wt.\*

### Chesapeake<sup>™</sup>



- Sleeps six
- Two double beds
- Three-burner stove
- Side dinette
- Six-amp power converter
- 680 lb. cargo capacity
- 1,185-lb. curb wt.\*

\*For explanation of "curb weight," see back page.





# The Americana Series.

## The Difference is Luxury.

Coleman's® Americana Series provides the whole array of features included in the Pioneer Series plus much more. Our exclusive Swing-Level™ Galley (patent pending) that lets you permanently store large quantities of kitchen items in the upper galley cabinet or in its two large drawers. Three-burner stove. Plush 4"-thick mattresses. A Coleman Convertible™ 3-way cooler. Coleman's Americana Series means more than just quality and comfort. It means luxury.



In an Americana Series trailer, you can experience all the rewards of the great outdoors without sacrificing the luxuries of home. It's brimming with our top-of-the-line features.



Simply raise the handle of Coleman's exclusive Swing-level™ galley and you're ready to cook. Standard on all Americana-Series trailers.

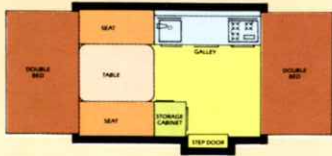


The Sequoia's® standard 20,000 BTU outdoor stove slides in and out of the side panel for easy access and convenient outdoor cooking.



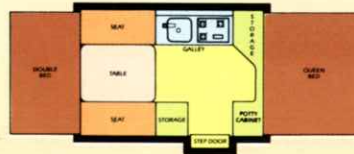
**Added standard features you'll appreciate every day away.**

### Sun Valley®



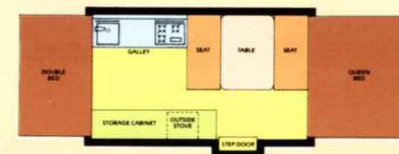
- Sleeps six
- Two double beds
- Three-burner stove
- Wardrobe rack
- 10" tires
- 895-lb. curb wt.\*

### Royale™



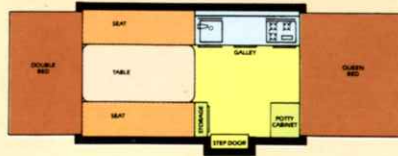
- Sleeps six
- One queen-size bed and one double bed
- Three-burner stove
- Spacious Swing-Level™ Galley and cabinets
- 1,160-lb. curb wt.\*

### Sequoia®



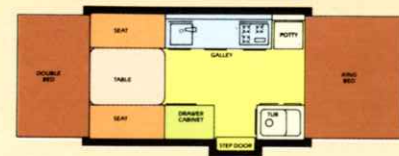
- Sleeps seven
- One queen-size bed and one double bed
- Side dinette
- Three-burner interior stove
- Two-burner exterior stove
- Wardrobe rack
- Chest of drawers
- 1,240-lb. curb wt.\*

### Shenandoah®



- Sleeps eight
- One queen-size bed and one double bed
- 56" dinette seats six or more
- Three-burner stove
- Wardrobe rack
- 1,240-lb. curb wt.\*

### Williamsburg®



- Sleeps seven
- One queen-size bed and one double bed
- Three-burner stove
- Tub and shower
- Portable toilet
- Hot water heater
- Wardrobe rack
- Chest of drawers
- 1,365-lb. curb wt.\*

\*For explanation of "curb weight," see back page.





# The Coleman® Difference. Extras and Accessories.



**Boat/luggage rack** enables trailer to carry a boat, canoe or extra luggage; distributes weight evenly over the trailer.



**Stove bracket, stove and grill** attach to the outside of the trailer and generate a whopping 20,000 BTUs of outdoor cooking power; just like the outside stove that's standard on the 1985 Sequoia®.




**Furnace.** The 12,000 BTU or 16,000 BTU furnace delivers the warm forced air needed to extend your camping season and take the chill out of cold mornings.



**Privacy curtains** are attractive and vinyl-backed; easily convert trailer into a "private" room.



**Air conditioner** is roof-mounted, keeps trailer cool and comfortable on hot, humid days. (Also features a heat strip to take the chill out of the early morning air.) It will mount on all 9-ft. and 11-ft. Americana™ Series Trailers. For mounting on Pioneer Series, see authorized Coleman dealer.



**Spare tire mount (Pioneer™ Series)** allows for more storage space in the trunk.



**Bicycle rack** installs on top of trailer, carries two bikes and detaches easily when not in use.







**Canopy and screened room combinations.** You'll have it made in the shade with a self-storing canopy. Choose between our new blue "strobe" design or the traditional brown-and-white-striped pattern. Add on the optional screened room and you've also significantly extended the enclosed living area.



**Spare tire cover** looks great and protects the spare tire.



**Gas bottle cover** protects propane supply and container from dirt, road spray and the elements.



**Heavy-duty storage bumper** is ideal for carrying items such as fishing rods.



**Overhead storage cabinet** provides extra storage space that can really come in handy.



**Vanity Board** includes large mirror, shelf, towel rack, cup dispenser and toothbrush holder.



**AC/DC/LP gas refrigerator** is completely portable—keeps food fresh and eliminates ice worries.



# The VersaTrailer.<sup>®</sup> Another Coleman<sup>®</sup> product with a difference.



## **The ultimate utility trailer...with 1001 uses.**

Rugged, adaptable and economical. The Coleman VersaTrailer is a versatile two-wheeled wagon that's ideal for dozens of hauling jobs on all kinds of terrain. Whether you're hauling long distance or just need a quick lift, VersaTrailer's the easiest way to add a load of hauling capacity to even the smallest car or tractor. Take it on vacation or camping...use it for yard-maintenance and firewood hauling. The VersaTrailer will pay for itself in almost no time by protecting the family car from the wear and tear of hauling and by eliminating truck rentals. Hitch-up soon to the VersaTrailer—a load of value.

## **Hauls up to 36 cu. ft. and more. Up to 1000 pounds.**

The VersaTrailer's dual folding end-gates allow you to carry extra-long loads such as plywood. Optional hardwood stake rails create additional capacity to haul such items as firewood and furniture. In fact, you can carry just about anything anywhere in the VersaTrailer.

Other construction features include a bed of 16-gauge steel, reinforced corners and smooth, dual-leaf spring suspension. Easy-locking coupler fits standard 1-7/8" ball. Safety chains are standard. Plus, a tongue weight of only 25 lbs. and our center-balanced, tilt-dumping feature mean fast and safe unloading.



## Accessories that make a difference.



**ABS plastic top**—This super-tough, lockable, ABS-plastic cover keeps the VersaTrailer's cargo dry and secured and doubles the VersaTrailer's hauling capacity.



**Motorcycle channels**—A favorite among bikers, cycle channels allow you to tow motorcycles of any size safely, securely and economically.



**Capacity-boosting hardwood stake rails**—This practical accessory gives you double the area to haul firewood, furniture...almost anything.



**Weekender Kit™**—With this canvas "tent" attachment, you can turn your VersaTrailer® into a comfortable sleeping compartment for two, with large window and zip-up doorway.

Other accessories include wheel covers, spare wheel and tire, mounting bracket, and foreign car wiring adapter.

### Specifications

Trailer capacity (GVWR)	1180 lbs.
Safe payload	920 lbs.
Cargo area	18 cu. ft. without top; 36 cu. ft. with top or stake sides
Length of box	60"
Overall length	102"
Width	49"
Depth	10"
Trailer weight	250 lbs.
Tongue weight	25 lbs.
Shipping weight	315 lbs.
Hubs	Automotive tapered roller bearings
Wheels	Steel 4-bolt demountable
Tires	4.80 x 8, 4 P.R., tubeless
Lights	Meet Federal safety standards
Finish	Baked enamel
Coupler size	Accepts 1 7/8" ball

Safety chains and automobile pigtail included as standard. Prices and specifications subject to change without notice.

## More great ideas from Coleman®



**The Coleman Company, Inc.**  
Peak 1  
250 North St. Francis  
Wichita, Kansas 67201  
316-261-3211



**Hobie Cat**  
4925 Oceanside Blvd.  
P.O. Box 1008  
Oceanside, California 92045  
619-758-9100



**O'Brien International**  
14615 N.E. 91st Street  
Redmond, Washington 98052  
206-881-5900



**Skeeter Products, Inc.**  
1 Skeeter Road  
P.O. Box 230  
Kilgore, Texas 75662  
214-984-0541



**The Coleman Company Inc.**  
Outing Products Group  
250 North St. Francis  
Wichita, Kansas 67201  
316-261-3211





# More great ideas from Coleman®



**MasterCraft**  
Rt. 9, Box 152 Binfield Rd.  
Maryville, Tennessee 37801  
615-983-2178



**Crosman Airguns**  
980 Turk Hill Road  
Fairport, New York 14450  
716-223-6000



**Western Cutlery**  
1800 Pike Rd.  
P.O. Box 1539  
Longmont, Colorado 80501  
303-772-5900



**Golden Eagle Archery**  
104 South Mill  
P.O. Box 310  
Creswell, Oregon 97426  
503-895-3371



Serving areas outside the United States of America are the **Canadian Coleman Company, Ltd.** and the **Coleman International Division.**

The Coleman Heating and Air Conditioning Division produces fine heating and cooling systems for residential and recreational use.



# Specifications

Models	Jamestown®	Redwood®	Columbia™	Newport™	Chesapeake™	Royale™	Sun Valley®	Shenandoah®	Sequoia®	Williamsburg®	Colorado™
<b>Constr. Facts:</b>	Insulated hard top										18 oz. vinyl-coated top
	S	S	S	S	S	S	S	S	S	S	S
	S	S	S	S	S	S	S	S	S	S	S
	0	0	0	0	0	S	S	S	S	S	0
	S	S	S	S	S	S	S	S	S	S	S
	S	S	S	S	S	S	S	S	S	S	S
	—	—	—	—	—	S	S	S	S	S	—
	0	0	0	0	0	0	0	0	0	0	—
	0	0	0	0	0	0	0	0	0	0	—
	S	S	S	S	S	S	S	S	S	S	—
<b>Towing Facts:</b>	44"	44"	44"	47"	47"	47"	45"	47"	47"	47"	43"
*Hitch weight (lbs)	115	105	100	105	115	105	100	120	115	120	60
*Curb weight (lbs)	790	847	855	990	1,185	1,160	895	1,240	1,240	1,365	515
Trailer size (closed)	6'8" x 11'3"	6'8" x 11'3"	6'8" x 11'3"	6'8" x 12'11"	6'8" x 14'11"	6'8" x 12'11"	6'8" x 12'11"	6'8" x 14'11"	6'8" x 14'11"	6'8" x 14'11"	6'3 1/2" x 10'5 1/2"
Electric brakes	0	0	0	0	0	0	0	0	0	S	—
Sliding leaf spring suspension	S	S	S	S	S	S	S	S	S	S	S
Safety chains & 1 1/2" ball coupler	S	S	S	S	S	S	S	S	S	S	S
Tire size 4.80 x 8	S	S	S	—	—	—	S	—	—	—	S
Tire size 20.5 x 8 x 10	0	0	0	S	S	S	0	S	S	S	—
Hub caps	0	0	0	0	0	S	S	S	S	S	0
<b>Set-up Facts:</b>	Waist-level crank positions										S†
	S	S	S	S	S	S†	S†	S†	S†	S†	—
One-piece swing-up tongue jack	S	S	S	S	S	S	S	S	S	S	—
Attached stabilizers	2	2	2	4	4	4	4	4	4	4	+2 stack jacks
Alum. one-piece self-closing door w/sliding privacy panel	S	S	S	S	S	S	S	S	S	S	Alum. framed cnvs. door
Self-storing Stepper™ door w/dead bolt lock	S	S	S	S	S	S	S	S	S	S	—
Attached bed supports	S	S	S	S	S	S	S	S	S	S	S
<b>Living Features:</b>	25' 12-volt auto extension cord										0
	0	0	0	0	0	0	0	0	0	S	—
Brass pressure city water hookup	S	S	S	S	S	S	S	S	S	S	—
115 VAC to 12 VDC converter	3 AMP	3 AMP	3 AMP	6 AMP	6 AMP	6 AMP	6 AMP	6 AMP	6 AMP	15 AMP	—
115-volt AC outlets	3	3	3	3	3	3	3	3	3	3	—
Outside sink drainage system	S	S	S	S	S	S	S	S	S	S	—
Stepperlite™	S	S	S	S	S	S	S	S	S	S	—
4-way ventilation w/screening	S	S	S	S	S	S	S	S	S	S	S
Clear vinyl storm window(s)	S	S	S	S	S	S	S	S	S	S	S
Trailer length (open)	12'4"	15'10"	17'6"	19'4"	21'4"	21'4"	19'4"	23'4"	23'4"	23'4"	14'8"
Living area (Ft²)	68	83	94	104	129	106	104	129	129	129	64



WE HAVE A BRIGHT REPUTATION FOR QUALITY.

The Coleman Company, Inc.  
Camping Trailer Division  
Somerset, PA 15501

Models	Jamestown®	Redwood®	Columbia™	Newport™	Chesapeake™	Royale™	Sun Valley®	Shenandoah®	Sequoia®	Williamsburg®	Colorado™
<b>Living Features cont'd:</b>	Interior height (open)										6'5"
	6'5"	6'5"	6'5"	6'5"	6'5"	6'5"	6'5"	6'5"	6'5"	6'5"	6'7"
Overhead dome lights	1	1	1	2	2	2	2	2	2	2	—
Vinyl-lined drapes w/tie backs	S	S	S	S	S	S	S	S	S	S	—
Cushioned-vinyl floor covering	S	S	S	S	S	S	S	S	S	S	S
<b>Dining Features:</b>	Towel racks										S
	S	S	S	S	S	S	S	S	S	S	—
Coleman ice box	Chest	Chest	Chest	Chest	Chest	3-Way 68 Qt.	3-Way 68 Qt.	3-Way 68 Qt.	3-Way 68 Qt.	3-Way 68 Qt.	—
Swing-Level™ Galley	—	—	—	—	—	S	S	S	S	S	—
Flip-up galley w/storage	S	S	S	S	S	—	—	—	—	—	—
2-burner range w/cover	Porcelain	Porcelain	Porcelain	Porcelain	—	—	—	—	—	—	—
3-burner range w/cover	—	—	—	—	Porcelain	Porcelain	Porcelain	Porcelain	Porcelain	Porcelain	—
Porcelain sink	S	S	S	S	S	S	S	S	S	S	—
Dinette table (free standing)	30" x 39"	30" x 39"	30" x 39"	30" x 39"	30" x 39"	30" x 39"	30" x 39"	30" x 56"	30" x 39"	30" x 39"	30" x 39"
<b>Sleeping:</b>	Sleeping capacity										4
	4	5	6	6	6	7	6	8	7	7	4
Mattress size	51" x 72"	51" x 72"	51" x 72"	51" x 72"	51" x 72"	75" x 72"	51" x 72"	75" x 72"	75" x 72"	75" x 72"	45" x 72"
	—	30" x 72"	51" x 72"	51" x 72"	51" x 72"	51" x 72"	51" x 72"	51" x 72"	51" x 72"	51" x 72"	—
Mattress thickness (in.)	3"	3"	3"	3"	3"	3"R 4" F	4"	4"	4"	4"	3"
Convertible dinette bed size (in.)	40" x 73"	40" x 73"	40" x 73"	40" x 73"	40" x 73"	40" x 73"	40" x 73"	60" x 73"	40" x 73"	40" x 73"	40" x 73"
Vinyl-covered canvas over beds	S	S	S	S	S	S	S	S	S	S	S
End bed moisture barrier	S	S	S	S	S	S	S	S	S	S	S
<b>Storage Features:</b>	20# gas bottle and regulator										S
	S	S	S	S	S	S	S	S	S	S	—
Built-in water tank w/fill spout	—	—	—	—	—	10 Gal.	10 Gal.	10 Gal.	10 Gal.	18 Gal.	—
Portable water tank	5 Gal.	5 Gal.	5 Gal.	5 Gal.	5 Gal.	—	—	—	—	—	—
Tub & shower	—	—	—	—	—	—	—	—	—	—	—
Hot water heater	—	—	—	—	—	—	—	—	—	—	—
Demand electric water pump	—	—	—	—	—	0	0	0	0	S	—
Cabinet storage (cubic feet)	26	26	26	35	41	37	37	46	41	36	13
Portable toilet	0	0	0	0	0	0	0	0	0	S	0
Portable toilet storage area	—	—	—	S	—	—	S	S	S	S	—
Portable toilet storage cabinet	—	—	—	—	—	S	—	—	—	—	—
Drawers	—	—	—	—	—	2	2	3	4	5	—
Wardrobe rack	0	0	0	0	0	S	S	S	S	S	—

S—Standard equipment O—Optional. \*As shipped less optional accessories. Weights are plus or minus 5%. \*\*Curb weight (lbs)  
†Two positions with ratchet. \*\*Curb weight is the dry weight of vehicle minus hitch weight

Due to continuing improvements, The Coleman Company, Inc. reserves the right to make changes in prices, color, material specifications and models at any time without notice. Camping and trailer equipment shown in product photography or illustrations may be optional at additional costs. Consult your Coleman dealer.

