

More fun per gallon!



Fold-Down Camping Trailers for 1978

Unfold a living room. Bedroom. Kitchen. Dinette.



All in one, with room to spare!

1. Dine in, or out! Exclusive removable free-standing dinette table can be taken outside for a picnic or any kind of outdoor fun. At night, dinette area converts to a comfortable bed.

2. All Coleman's have a fully equipped galley with spacious cabinets, counter space, built-in LP stove top range and sink, all at convenient working height.

3. 3-way convertible ice box can be loaded at home; is easily accessible on the road. It stands upright at counter height while you're camping. (Standard on most models.)

4. Big, sturdy pull-down step door is a Coleman exclusive! Provides easy accessibility, safety, and storage underneath for crank and stabilizer jack handle.

5. Place your own portable toilet in this exclusive potty storage cabinet. (Available on the Yorktown, Ticonderoga and Brandywine!)

6. Sleeping was never better, with spacious mattresses (4" thick on most models) made of high-density foam for increased comfort and support.

7. Attached bed supports can't be lost or left behind.

8. Your spacious "bedroom" sets up easily and has a full 36" of headroom from the bed to the ceiling.

9. Patented "Conestoga" design. Coleman Camping Trailers shed rain easily and permit end-flap ventilation during the hardest rain. Canvas is fire-retardant.

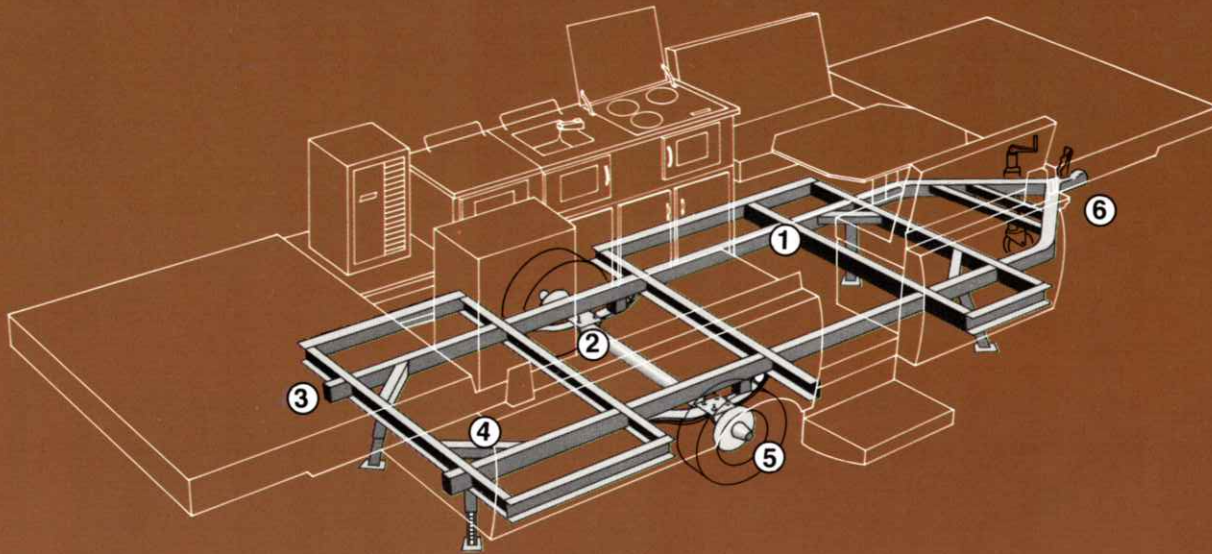
10. Two cranking positions are located on the side of the trailer for easy operation.

11. Coleman gives you plenty of "living" room, and the largest windows on the market for fresh air and all-around visibility. Only Coleman® has clear vinyl flaps on both sides of all models to give you a panoramic view any time.

12. Let the air in and keep the bugs out with Coleman's exclusive one-piece screen door with sliding privacy panel.

13. Color-coordinated, vinyl-backed drapes are standard on every model.

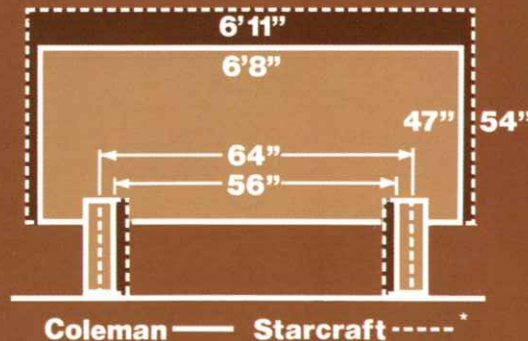
Exclusive lightweight aircraft-type construction.



What you don't see *does* make a difference. Take a good, close look. You'll find that Coleman's exclusive aircraft-type construction means

1. Total aircraft-type construction means up to 25% less weight than competitive models for real gas savings.
2. Road-hugging stability with heavy-duty axle and suspension system.
3. Coleman designs strength-in where it's needed with a tubular steel frame.
4. Totally tooled design results in welded and riveted body construction, compared to the "metal-screwed-to-wood" design of competitive trailers. This means more total strength, less weight.
5. A Coleman® tows and tracks better because the tires are farther apart. Coleman's frame design allows a wide stance position for better stability.
6. The hitch weight of every Coleman is less than 200 pounds. Future regulations on auto designs may prohibit towing any trailer exceeding this limit.

smoother towing and better gas mileage. Compare it with competitive models, and you'll find it's the only way to go.



Compare Coleman's Valley Forge® to Starcraft's Starmaster 6®! The solid lines show Coleman's lower profile for less wind resistance and better gas mileage. For smoother, easier towing, note Coleman's wider track design. For additional gas savings, this Coleman trailer weighs 230 pounds less.*

*Based on published 1978 Starcraft model specifications for gross vehicle weight and actual measurements.

Up to 100 mpg.


Coleman's lighter weight and lower profile mean you'll save both energy and money. The design is so close to perfect that *you'll use only about one extra gallon of gas for every 100 miles.* And the savings go even farther.

Coleman makes two trailers (the Rebel and the Concord) that are so lightweight that they can be easily towed behind even the smallest economy car. That means great gas savings for you.

What about the larger Coleman models? Quite simply, they're among the most gas-efficient RVs on the market today. And with Coleman, those overnight motel costs simply don't exist.

There's only one thing that Coleman doesn't save on . . . and that's fun.

You'll get more fun per gallon than any other camper on the market today. More fun . . . more savings. Only Coleman gives you the best of both worlds.



The Rebel

A lot of trailer for a little investment.



Here's a whole new idea in camping fun and economy! With a curb weight of only 890 pounds, this nifty little trailer tows behind any-sized car.


If you think economy means skimping on fun-sized features, then just listen to this: Inside this five sleeper you'll find a color-coordinated interior with drapes, a 2-burner porcelain range, 2 115-volt electrical outlets, a 40-quart cooler, a dome light, a convertible free-standing dinette table and (whew!) much, much more.

Photos at right: Coleman's standard fine mesh screen lets air in and keeps bugs out. Color-coordinated washable vinyl-backed drapes. Olefin/vinyl fabric on cushions for long wear and protection. (Vinyl side up for those fun days. Olefin side up for those comfortable nights.)



The Gettysburg®

A family-sized combination of rugged dependability, economy and camping fun!



The Gettysburg is right at home in any luxury campground—but has the plus features that make backwoods camping fun and easy.

If you're miles from any campground hook-ups, just use the standard 12-volt auto extension cord to run your inside dome lights! And if the men and boys head out for fishing, no amount of mud and grime will harm the durable, yet comfortable, vinyl upholstery.

Wherever you camp this six-sleeper gives you more fun per gallon! This model features the Olefin/vinyl mattress cushions for wear and comfort.

Photos at left: Exclusive giant pull-down step door features storage for stabilizer bar and crank handle, and is standard on all models. The attached flip-up dolly jack is also standard. Coleman wingbeds are designed to allow end-flap window ventilation even during the hardest rain.






Outdoor Life

Kott...

THE HISTORY OF THE AMERICAN WEST

The Concord

Tows behind even small cars...unfolds deluxe camping fun for five!



Photos at left: Sliding out the roomy wing bed on any Coleman is fast and easy. 4" thick mattresses give the Concord an extra touch of sleeping comfort. Every Coleman has built-in, adjustable stabilizer jack on each corner to keep it level and secure. Attached bed supports on all Coleman models are easy to place and can't be left behind.



The Coleman Concord...a small trailer with a big touch of class. It's perfect for the family with a compact car, and it's one of Coleman's lightest campers for real gas savings.

When it's time for set-up, you'll find some extra features that add a touch of luxury not commonly found on economical trailers. There's a two-burner range. Two dome lights. A 12-volt converter. A built-in 10-gallon water tank, and a 48-quart cooler. Plus many more features. Camp in a Concord, and you'll find a great combination of economy and style!



The Valley Forge®

Coleman's most popular camper, with sleeping room for six...deluxe features for all.



What makes the Valley Forge Coleman's most popular model? Lots of things! It's Coleman's mid-sized, lightweight camper with plenty of deluxe features that add an extra touch of style and convenience. Features Coleman's famous 3-way convertible ice-box, an extra work counter in the galley, and a 3-burner range.

Like all Coleman campers, the Valley Forge has a road height of only 47 inches, which gives you rearview mirror visibility that many competitive mid-sized campers can't offer. And even with this low profile, the Valley Forge unfolds to over 19 feet of wide-open living space with sleeping room for six! Don't let the word mid-sized fool you. When you unfold a Valley Forge, you'll find full-sized features, a beautifully color-coordinated interior, and room to spare!





Photos at left: Coleman's large, deep galley drawers will hold your kitchen necessities securely in one place, even on the road! Posicrank system lets you put up the top easily and safely, and there are two different positions so you can crank fast or slow. Climb into any Coleman "bed-room" and you'll find it's a full 36" to the ceiling. You can sit up without hitting your head! With this Coleman converter, you can choose battery operation or hook-up to 115-volt electrical power for your lights and appliances.





The Brandywine

The family chef will love the extra-large dinette table and galley in this seven-sleeper.



If you're a believer in the old saying, "Food always tastes better in the great outdoors," then both you and the family chef will love the Coleman Brandywine. This full-sized camper features an extra-large galley for cooking convenience. There's more cabinet and counter space too! Whether it's a gourmet dish or just good ole "Pot Luck," the Brandywine will make a big hit with everybody.

There's more than just extra cooking convenience too. Like a new storage cabinet for a portable potty. A wardrobe rack for hanging up all those easy-to-wrinkle items. A built-in 10-gallon water tank. And don't forget . . . there's sleeping room for seven in this full-sized camper, with over 21 feet of living space.



Photos at left: Keep the wrinkles out of anything with this handy wardrobe rack that's standard on the Brandywine. A large galley means the cooking is limited only by your imagination (or appetite). There's more dining area too, with this extra-large 56" freestanding dinette table that seats six. Wherever you are, the Brandywine lets the fun unfold.





The Saratoga

A double dinette and sleeping for eight. The luxury's great!



No matter how big your brood, the Saratoga has room for all! As a matter of fact, this full-size camper can even accommodate two families, with eating and sleeping room for eight.

And there's no shortage on luxury features with this fully equipped trailer. You'll find 4" thick mattresses, a Coleman® 3-way convertible ice box, a fully equipped galley and a color-coordinated interior.

The Saratoga also features two dinette tables that seat a total of eight, two dome lights, and lighted step-door. If you're looking for luxury features plus sleeping and eating room for eight, then the Saratoga is ... simply great!



Photos at left: Coleman's exclusive one-piece screen door is standard on all models. It has a sliding privacy panel that opens to let the air in but keep the bugs out. Coleman's 3-way convertible ice box can be loaded at home and is easily accessible on the road. It stands upright at counter height while camping. Complete campground hook-ups are standard on the Saratoga. In just seconds you've got 115-volt electrical power with the 25-foot extension cord, including a 10-gallon water tank and city water hook-ups. At the beach or in the backwoods, the Saratoga makes any campsite complete.





The Ticonderoga


Coleman's newest luxury camper with plenty of storage area and sleeping room for six.



If you've ever found yourself with more camping gear than storage space, this Coleman camper is for you! It's got room for everything...even the kitchen sink (and that's standard on all models). And what's more, the Ticonderoga has all this storage, plus all of Coleman's full-sized features.

Next time you run short on room, consider this: The Ticonderoga has over 62 cubic feet of storage, with a swing-up wardrobe cabinet, a chest of drawers, a potty storage cabinet, storage space in the galley, and more storage under the dinette seats.

And what about those full-sized features? It's luxury all the way with a fully color-coordinated design, Coleman's top-of-the-line galley, 4" thick mattresses, plus everything else you need for top comfort and convenience.



Photos at left: Extend your counter-top working area with this new "sink-over" that's standard on all models. Swing up a wardrobe, and you've got access to all those items you have on hangers. The Ticonderoga features a storage cabinet for a portable potty. "A place for everything and everything in its place," comes true with Coleman's new chest of drawers.





The Yorktown

Unfold king-sized luxury and a queen-size bed.



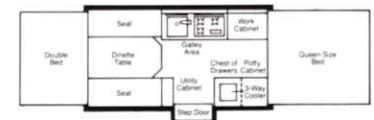
What could be more luxurious than a queen-size bed? All the other deluxe features you'll find on Coleman's top-of-the-line Yorktown. Nothing but total style and camping comfort with this eight-sleeper.

Stretch out on Coleman's queen-size bed, and you'll sleep like royalty on 4" thick mattresses. The Yorktown features a potty storage cabinet for camping convenience. No other camper on the market can offer you more luxury and still give you the fun and feel of the great outdoors.


Like all Coleman models, the Yorktown features a low profile and lightweight construction. It's Coleman's best combination of royal luxury and traveling economy.



Photos at left: The Yorktown work cabinet gives you room to create almost any kind of camping cuisine. Another nice touch is the night light for the step-door. It makes this one step that you'll never miss. Your Coleman Yorktown can hold 20 gallons of portable water, and has an electric pump to boot! The ultimate in camping luxury is the Yorktown's queen-size bed.



Coleman accessories unfold



1. Screened Add-A-Room. Extend your living area with screened-in comfort.
2. Dressing room drapes. These full-length washable drapes provide a built-in "changing room."
3. Deluxe Canopy. Extend your shade with this self-storing, colorful vinyl canopy. All poles and lines are self-storing too!
4. Gas bottle cover. A handy way to protect your propane supply and container.



5. 115-volt air conditioning installation kit. Contains everything you need to install cool comfort in your Coleman Trailer. (Air conditioner not included).
6. Spare tire and cover. A handy extra that gives you peace of mind. Cover fits tightly over tire so it's always "ready to roll."
7. Heavy-duty Storage Bumper. Get extra protection for the rear of your trailer, plus a handy storage area for tents and fishing poles.
8. Boat and luggage rack. With this rack on a low-profile Coleman, mounting your boat is much easier. Ideal for transporting extra luggage too.



more fun (and convenience)!



9



11



13



10



12



14

9. Privacy curtains. These washable curtains slide out easily on built-in tracks and close off the wing beds for extra privacy.

10. Heater. Coleman 12,000 BTU forced-air furnace extends your camping season through those cooler days.

11. Slumber-Pak. Extra sleeping comfort with two pillows and matched double sleeping bag that exactly fits your wing bed mattresses.

12. Cabana. An outside dressing room that sets up in just seconds! Ideal for portable toilet too.

13. Outside propane campstove. This 2-burner stove mounts in seconds, hooks up to your trailer propane supply and offers 11,000 BTUs of cooking power. Designed for outside use.

14. Hang-up vanity. You'll find a large mirror, shelf, paper towel rack, cup dispenser and tooth brush holder all on this one handy board.

Comparative Specifications

| MODELS | Rebel | Concord | Gettysburg | Valley Forge | Brandywine | Saratoga | Ticonderoga | Yorktown |
|--|------------------|------------------|------------------|------------------|------------------|------------------|------------------|------------------|
| Extruded Aluminum, Styrofoam Sandwich Panel Hard Top | S | S | S | S | S | S | S | S |
| Step Door...w/Light | S | S | S | S | S - w/light | S - w/light | S - w/light | S - w/light |
| Extruded Aluminum One-Piece Door w/Sliding Privacy Panel | O | O | O | O | O | O | O | O |
| Electric Brakes | S | S | S | S | S | S | S | S |
| Tire Size | 4.80x8 | 16x6.5x8 | 5.30x12 | 20.5x8.0x10 | 20.5x8.0x10 | 20.5x8.0x10 | 20.5x8.0x10 | 20.5x8.0x10 |
| Hub Caps | O | S | O | S | S | S | S | S |
| Swing-up Tongue Jack | O | S | O | S | S | S | S | S |
| Safety Chains and 1 1/2" Ball Coupler | S | S | S | S | S | S | S | S |
| Sliding Leaf Spring Suspension | S | S | S | S | S | S | S | S |
| Interlock Steel Frame | S | S | S | S | S | S | S | S |
| Trailer Size Closed...Width x Length (Overall) | 6'8"x10'11" | 6'8"x10'11" | 6'8"x12'6" | 6'8"x12'6" | 6'8"x14'6" | 6'8"x14'6" | 6'8"x14'6" | 6'8"x14'6" |
| Trailer Size Open...Width x Length | 6'8"x15'10" | 6'8"x15'10" | 6'8"x19'4" | 6'8"x19'4" | 6'8"x21'4" | 6'8"x21'4" | 6'8"x21'4" | 6'8"x23'4" |
| Body Color | Mt. Vernon Cream | Mt. Vernon Cream | Mt. Vernon Cream | Mt. Vernon Cream | Mt. Vernon Cream | Mt. Vernon Cream | Mt. Vernon Cream | Mt. Vernon Cream |
| Floor Area...Width x Length | 6'2"x6'10" | 6'2"x6'10" | 6'2"x8'6" | 6'2"x8'6" | 6'2"x10'6" | 6'2"x10'6" | 6'2"x10'6" | 6'2"x10'6" |
| Interior Height Open | 6'5" | 6'5" | 6'5" | 6'5" | 6'5" | 6'5" | 6'5" | 6'5" |
| Cabinet Storage — Cubic Feet | 39 | 39 | 42 | 45 | 59 | 48 | 62 | 59 |
| Cushioned Vinyl Floor Covering | S | S | S | S | S | S | S | S |
| Dinette Table Sizes | 38"x30" | 38"x30" | 38"x30" | 38"x30" | 48"x30" | 38"x30" (2) | 38"x30" | 48"x30" |
| Sleeping Capacity | 5 | 5 | 6 | 6 | 7 | 8 | 6 | 8 |
| Wing Beds x 2 | S | S | S | S | S | S | S | S |
| Mattress Size x 2 | 30"x72" | 30"x72" | 51"x72" (2) | 51"x72" (2) | 51"x72" (2) | 51"x72" (2) | 51"x72" (2) | 51"x72" |
| Convertible Dinette Bed Size | 40"x73" | 40"x73" | 40"x73" | 40"x73" | 56"x73" | 40"x73" (2) | 40"x73" | 56"x73" |
| Potty Storage Cabinet | N/A | N/A | N/A | N/A | S | N/A | S | S |
| Wardrobe Cabinet | N/A | N/A | N/A | N/A | N/A | N/A | S | N/A |
| Chest of Drawers | N/A | N/A | N/A | N/A | N/A | N/A | S | S |
| Hi-Lo Kitchen Unit | S | S | S | S | S | S | S | S |
| Built-in Water Tank w/fill Spout (10 gal.) | N/A | S | N/A | S | S | S | S | N/A |
| Built-in 20 gal. Water Tank w/Electric Pump | N/A | N/A | N/A | N/A | N/A | N/A | N/A | S |
| Portable Water Tank (5 gal.) | S | N/A | S | N/A | N/A | N/A | N/A | N/A |
| Outside Sink Drainage System | S | S | S | S | S | S | S | S |
| Coleman 3-Way Convertible Ice Box | N/A | N/A | N/A | S | S | S | S | S |
| Galley Work Cabinet | N/A | N/A | N/A | S | S | N/A | S | S |
| Wardrobe Rack | O | O | O | O | S | N/A | N/A | S |
| Drapes w/Tie Backs | S | S | S | S | S | S | S | S |
| Vinyl-Covered Canvas Over Beds | S | S | S | S | S | S | S | S |
| 115V Electrical Outlets | 2 | 3 | 2 | 3 | 3 | 3 | 3 | 3 |
| 12V Converter | N/A | S | N/A | S | S | S | S | S |
| Overhead Dome Lights | 1 | 2 | 1 | 2 | 2 | 2 | 2 | 2 |
| Poly-lite Cooler | 40 qts. | 48 qts. | 40 qts. | N/A | N/A | N/A | N/A | N/A |
| 2-burner Range and Stainless Steel Sinks | + | S | + | N/A | N/A | N/A | N/A | N/A |
| 3-burner Range and Stainless Steel Sinks | N/A | N/A | N/A | S | S | S | S | S |
| Gas Bottle and Regulator | S | S | S | S | S | S | S | S |
| Crank Positions w/Ratchet | 1 | 2 | 2 | 2-R | 2-R | 2-R | 2-R | 2-R |
| City Water Hookup | S | S | S | S | S | S | S | S |
| Spare Tire Mount | S | S | S | S | S | S | S | S |
| Clear Vinyl Storm Windows | S | S | S | S | S | S | S | S |
| 4-Way Ventilation w/Screening | S | S | S | S | S | S | S | S |
| Fire-Retardant 10.1 Army Duck Canvas and Zipper | S | S | S | S | S | S | S | S |
| Stabilizers | 4 | 4 | 4 | 4 | 4 | 4 | 4 | 4 |
| 12-Volt Auto Extension | S | O | S | O | O | O | O | O |
| Road Height | 47" | 47" | 47" | 47" | 47" | 47" | 47" | 47" |
| *Hitch Weight (lbs.) | 100 | 100 | 100 | 100 | 140 | 150 | 160 | 150 |
| *Curb Weight (lbs.) | 890 | 890 | 1120 | 1150 | 1310 | 1300 | 1370 | 1370 |

S-standard equipment; O-optional; N/A-not available; *Less optional accessories and coupled to tow vehicle; + Porcelain.



Camping Trailer Division
Somerset, Pa. 15501

The Coleman Company, Inc. reserves the right to make changes at any time without notice in prices, color, material specifications and models. Camping and trailer equipment depicted in product photography may be optional at additional cost. Consult your Coleman dealer for details.