

Magnificent



Coleman

Camping Trailers for 1977

Seven



The Saratoga



The Yorktown



The Lexington



The Brandywine



The Valley Forge



The Gettysburg



The Concord

Low-profile design for easy roading. Back-home features that take the "rough" out of roughing it. Whatever you're looking for in a fun-loving, free-spirited camping trailer, you'll find it in Coleman's magnificent line-up.

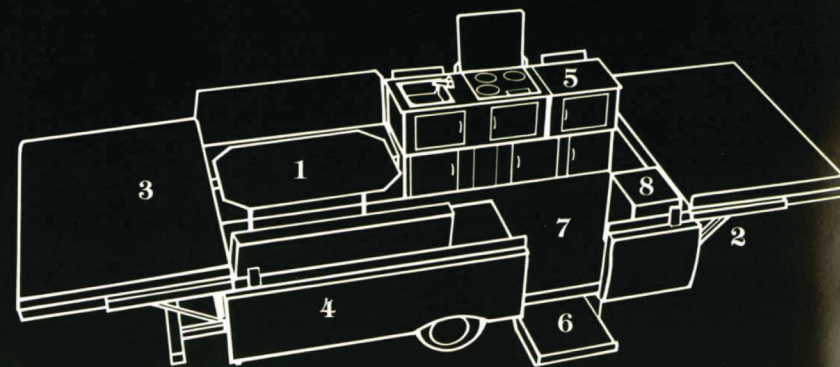
Seven distinctive models and a broad selection of trailer accessories give you a choice to tailor your camper to fit your needs exactly. And demanding standards of quality in materials and construction mean the Coleman you invest in today will hold its value through many years of camping adventure.

Meet the Coleman Camping Trailers for 1977. They're magnificent!

Compare these Coleman features. What a magnificent difference they make!



1. Dinette table is easily removed for outdoor dining. Converts to an extra bed at night.
2. Wing bed supports are permanently attached and fasten easily in place.
3. Distinctive Vectra[®] upholstery on mattresses and seat backs resists stains.
4. Body has heat-resistant, baked acrylic paint to resist rust and corrosion.
5. Handy 2-section galley has wood-grain finish, LP gas cooktop with cover, and stainless steel or porcelain sink with 2-way faucet.
6. Locking stepdoor permits easy access to the trailer and provides storage for stabilizer jack and crank handle.
7. Armstrong[®] cushioned vinyl flooring is long-wearing and easy to clean.
8. Convertible 3-way ice box loads at home, is easily accessible on the road. It stands upright at counter height while you're camping.



Choose the Coleman that's right for you!

The Saratoga

Magnificent interior, with dining and sleeping for eight! Two dinette tables make this new full-size camper just the thing for active families. Over 21 feet of stretch-out living space when open, and only 1400 lbs. of easy-to-tow happiness on wheels! Saratoga even features an extra vinyl window to let in more of the great outdoors, and for a full-size camper, the price can't be beat anywhere in the industry!

The Yorktown

Luxury camping at its finest! This 8-sleeper opens to a full 23' in length. But it's lightweight and has a low, 47" towing height. A queen-sized bed, large 56" x73" dinette, and 3-burner range make the Yorktown an ideal family-size camper.

The Lexington

Enough room for two families to camp in total comfort! This 8-sleeper lets you stretch out and relax. And two large dinette tables give you all the eating space you could ever need. A convertible 40" x73" gaucho is an extra seat by day...an extra bed by night.

The Brandywine

Plenty of elbow and sleeping room for seven happy campers! Brandywine's deluxe features include large 56" x73" convertible dinette/bed, 3-burner range and stainless steel sink. Thick, 4" mattresses give extra comfort for camptime sleeping that's almost like being back home.

The Valley Forge

Unfolds to 19'4" with plenty of room to sleep 6 persons. This deluxe mid-size camper features 45 sq. ft. of cabinet space and convenient 3-burner range with nearby stainless steel sink. Roomy wing beds measure 51" x72". With features like these, it's no wonder Valley Forge is our most popular model.

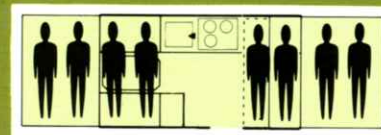
The Gettysburg

Perfect for families just getting into trailer camping! This 6-sleeper includes two wing beds measuring 51" x72" each and a convertible dinette bed that's 40" x73". Equipped with a 38 qt. Poly-Lite® Cooler and 2-burner porcelain range, the Gettysburg has everything you need for basic camping pleasures without a lot of frills. It's economy camping without compromising comfort.

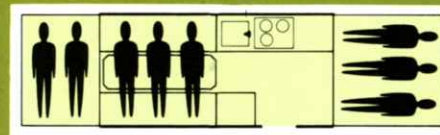
The Concord

Fully equipped compact can be towed by smaller cars! This 5-sleeper weighs less than 1000 pounds so it's strictly easy-towing. But it's a real heavyweight when it comes to comfort features. A 3-way convertible ice box, 2-burner range and sink, a 10 gal. built-in water tank. What more could you want!

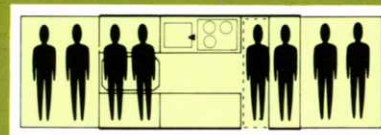
*The Yorktown, Lexington, Brandywine, Valley Forge, and Gettysburg are trademarks of The Coleman Company, Inc.



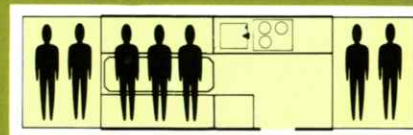
The Saratoga



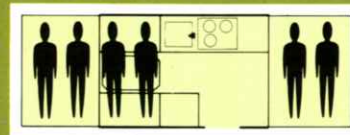
The Yorktown



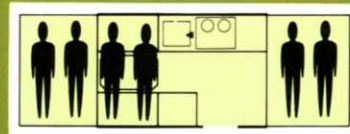
The Lexington



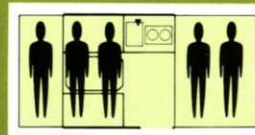
The Brandywine



The Valley Forge



The Gettysburg



The Concord

The Saratoga

Magnificent interior with sleeping and dining for eight!

New for 1977, this magnificent full-size camper not only sleeps eight people, but is designed with ample living space, and two dining tables, a set up that will really accommodate eight people! It has a large stretched out space of 21'4", with 48 cubic feet of storage, and 196 square feet of usable living space.

Wood grain galley, with plenty of cabinet space, stainless steel sink and three-way faucet, and three burner stovetop provide unmatched food preparation convenience. All large windows come with a vinyl weather flap that zips up quickly in case of rain, and an extra side window next to the door offers even more ventilation and outside air flow for those lovely summer days of getting next to nature. So get next to Coleman, in a Saratoga...the economy full size for full-sized families!

Photos at right: Coleman's standard three-way ice box, stands upright at counter height, or lays flat for loading. Door can open up, left, or right. Ice box is removable during travel without setting up the trailer first, and can be loaded before your trip in your own kitchen. The new side window in the Saratoga lets in more light and air, a big plus for your camping holidays. Another Coleman standard, the electrical converter. Flip the switch for battery operation of lights and electrical equipment, or plug into a main electrical source for 115 volt operation. Easy, convenient, comfortable, complete, Coleman!






The Yorktown

Spacious luxury with queen-size sleeping comfort.

This 8-sleeper opens to a full 23'4" for roominess you'd never expect in a trailer that folds down to a mere 6'8" x 14'6". And the exclusive queen-size bed means stretch-out room a generous 75" wide! Deluxe 4" thick mattresses. 3-burner range and stainless steel sink. Two overhead dome lights. All the little comforts you take for granted at home are built into the magnificent Yorktown. The big-family camper that's nice to come home to.

Photos at right: The Yorktown is great looking inside and out. Locking stepdoor permits easy access and features storage for stabilizer jack and crank handle. New all-brass city waterfill connection fits standard size hoses for easy tank fill-up and clean-out. Handsome woodgrain cabinets provide a picture-perfect setting, and the extra work space offered by Coleman's flip up galley is unmatched in the industry.





The Lexington


Enough room for two families to camp in total comfort!

With two spacious dining tables and the extra convenience of a 40" x 73" Gaucho, the Lexington is ideal for Mom, Pop and all the kids with a cousin or two thrown in. There's even room for the family next door to join the camping fun.

And talk about convenience! Lexington features include a 3-burner range and stainless steel sink. Convertible ice box. And 2 overhead dome lights for after-sundown fun!

If your camping adventures include as many as eight, the Lexington may well be the perfect Coleman for you!

Photos at right: Easy-to-move dinette tables let you serve meals outdoors. Coleman posi-action crank means safe, easy, set up, quickly. Roomy Gaucho gives extra seating and sleeping space—a real bonus that adds a touch of home.





The Brandywine

Full-size camper that's big on deluxe features!

This 7-sleeper unfolds to 21'4". And it's loaded from stem to stern with exclusive Coleman features you can't find on many other campers.

A lighted step door for safety and convenience. The 3-burner range and galley work cabinet. Overhead dome lights and 3 electrical outlets. Wing beds measuring 51"x72" and a convertible dinette bed that's 56"x73".

Brandywine has all this and more in an easy-tow body that's only 47" high on the road. And Coleman quality is built in.

Photos at right: Heavy-duty storage bumper protects rear of trailer and provides storage for poles and rods. Handy drawer space lets you organize your camping needs. Propane gas bottle and regulator bring the convenience of cooking and heating to remote campsites. Hub caps are standard, and add that extra touch to make your camper look as good as it feels!





The Valley Forge

This easy-roading camper opens to easy camping for six!

Big camper features are packed into a neat 6'8" x 12'6" towing size. But there's no crowding as the Valley Forge unfolds to a spacious 19'4" spread. Plenty of room for 6 to dine, dream or do whatever they please.

Valley Forge standard equipment includes a 40" x 73" dinette that converts to comfortable sleeping space. A Hi-Lo Kitchen unit includes a 3-burner range and stainless steel sink. A built-in, 10-gal. water tank with fill spout means running water even in the backwoods.

When it comes to deluxe features, the Valley Forge is truly magnificent!

Photos at right: Step up to comfort in beautifully decorated surroundings. Even a kid can slide wing beds into position. Wing bed supports provide extra strength for a steady sleeping environment. Harmonious colors, yet sturdy canvas means complete comfort with a touch of class.






The Gettysburg

Economy family model sleeps six.

Pack up the kids and get ready for an economical Coleman adventure when you take along a Gettysburg. The luxuries of stove-top cooking and running water in a stainless steel sink let you enjoy your camping even more.

With a towing height of only 47" and an easy to maneuver 12'6" body, your Gettysburg is a joy to tow. And when it's set up there's lots of space—19'4" from front to back and 6'5" of headroom.

Photos at right: —Swing Down Dolly Wheel. Vinyl Covered Cushions.





The Concord

A roomy 5-sleeper that even a compact car can tow!

A hitch weight of 100 lbs. and closed unit length of 10'11" makes the Concord ideal for camping enthusiasts with smaller cars. And a height of only 44" means an unobstructed view for strictly safe towing.

Compact camping? Yes! But there's no compromise on comfort. Five people can sleep with room to spare on wing beds measuring 51"x72" and 30"x72", plus the convertible dinette bed measuring 40"x73".

A 2-burner porcelain range, Coleman 3-way convertible ice box, the built-in 10-gallon water tank. The Concord has everything you'd expect in a bigger model without the price tag!

Photos at right: Easy-clean cushioned vinyl stays bright. Stabilizer jacks at all 4 corners let you adjust for uneven terrain. One-piece aluminum screen door with sliding privacy panel keeps kids in, bugs out. Coleman's exclusive drop down doorstep is built in, just the right height for comfort, lighted in full-size models for convenience at night!





Coleman accessories turn good camping into great outdoor living!

Deluxe Canopy. Vinyl, self-storing, comes with all necessary poles and ropes.

Heater. Exclusive Coleman 12,000 BTU forced-air furnace operates on LP gas. Warms air quickly.

Screened Add-A-Room. An extra 9' x 12' room with full screening and zippered flaps.

Hang-up Vanity. Large mirror, shelf, paper towel rack, cup dispenser, toothbrush holder.

Heavy-duty Storage Bumper. Protects rear of trailer while serving as handy storage for fishing rods and poles.

Boat and Luggage Rack. Small boat or extra luggage can be conveniently carried on trailer top.

Choice of Upholstery. Choose between plaid or patchwork design seat covers.

Privacy Curtains. Slip into built-in track to completely enclose wing beds.

Spare Tire and Cover. A handy extra that gives you peace of mind.

Outside Propane Campstove. Coleman's famous 2-burner stove can be mounted outside for quick meals on the road without setting up the trailer.

Dressing Room Drape. Partitions trailer for standup dressing.

Cutting Board. Fits snugly over the sink to expand galley working space.

Slumber-Pak. Two pillows and a Coleman double sleeping bag fit camper mattresses exactly.



Comparative Specifications

Prices, specifications and design are subject to change without notice. All material meets or exceeds applicable flame-retardant standards.

MODELS	Saratoga	Yorktown	Lexington	Brandywine	Valley Forge	Gettysburg	Concord		
CHASSIS AND BODY	Extruded Aluminum, Styrofoam Sandwich Panel Hard Top	S				S	S		
	Step Door...w/Light-L	S-L	S-L	S-L	S-L	S	S		
	Extruded Aluminum One-Piece Door w/Sliding Privacy Panel	O	S	S	S	S	S		
	Electric Brakes	S	S	S	S	S	S		
	Tire Size	20.5x8.00-10	20.5x8.00-10	20.5x8.00-10	20.5x8.00-10	20.5x8.00-10	5.30x12	16x6.50x8	
	Hub Caps	S	S	S	S	S	N/A	S	
	Swing-Up Tongue Jack	S	S	S	S	S	S	S	
	Safety Chains and 1-7/8" Ball Coupler	S	S	S	S	S	S	S	
	Sliding Leaf Spring Suspension	S	S	S	S	S	S	S	
	Interlock Steel Frame	S	S	S	S	S	S	S	
	Trailer Size Closed...Width x Length (Overall)	6'8"x14'6"	6'8"x14'6"	6'8"x14'6"	6'8"x14'6"	6'8"x12'6"	6'8"x12'6"	6'8"x10'11"	
	Trailer Size Open...Width x Length	6'8"x21'4"	6'8"x23'4"	6'8"x21'4"	6'8"x21'4"	6'8"x19'4"	6'8"x19'4"	6'8"x15'10"	
	Body Color	Mt. Vernon Cream	Mt. Vernon Cream	Mt. Vernon Cream	Mt. Vernon Cream	Mt. Vernon Cream	Mt. Vernon Cream	Mt. Vernon Cream	
	INTERIOR	Floor Area...Width x Length	6'2"x10'6"	6'2"x10'6"	6'2"x10'6"	6'2"x10'6"	6'2"x8'6"	6'2"x8'6"	6'2"x3'10"
		Interior Height Open	6'5"	6'5"	6'5"	6'5"	6'5"	6'5"	6'5"
Cabinet Storage—Cubic Feet		48	53	50	53	45	42	39	
Cushioned Vinyl Floor Covering		S	S	S	S	S	S	S	
Dinette Table Sizes		38"x30", 35-1/2"x30"	48"x30"	38"x30", 48"x19"	48"x30"	38"x30"	38"x30"	38"x30"	
Sleeping Capacity		8	8	8	7	6	6	5	
Wing Beds x 2		S	S	S	S	S	S	S	
Mattress Size x 2		51"x72"	51"x72", 75"x72"	51"x72"	51"x72"	51"x72"	51"x72"	51"x72", 30"x72"	
Mattress Thickness		3"	4"	4"	4"	3"	3"	3"	
Convertible Dinette Bed Size		40"x73", 36"x73"	56"x73"	42"x73"	56"x73"	40"x73"	40"x73"	40"x73"	
Hi-Lo Kitchen Unit		S	S	S	S	S	S	S	
Built-in Water Tank w/Fill Spout (10 gal.)		S	S	S	S	S	S	S	
Portable Water Tank (5 gal.)		N/A	N/A	N/A	N/A	N/A	N/A	N/A	
Outside Sink Disposal System		S	S	S	S	S	S	S	
Coleman 3-Way Convertible Ice Box		S	S	S	S	S	N/A	S	
Galley work cabinet		N/A	S	N/A	S	S	N/A	N/A	
Wardrobe Rack		S	S	S	S	O	O	N/A	
Drapes w/Tie Backs		S	S	S	S	S	S	S	
Vinyl-Covered Canvas Over Beds		S	S	S	S	S	S	S	
115V Electrical Outlets		3	3	3	3	3	2	3	
12V Converter	S	S	S	S	S	N/A	S		
Overhead Dome Lights	2	2	2	2	2	1	2		
Poly-Lite® Cooler	N/A	N/A	N/A	N/A	N/A	38 Qt.	N/A		
2-Burner Range and Stainless Steel Sink	N/A	N/A	N/A	N/A	N/A	†	S		
3-Burner Range and Stainless Steel Sink	S	S	S	S	S	N/A	N/A		
EXTERIOR	Gas Bottle and Regulator	S	S	S	S	S	S		
	Crank Positions	2	2	2	2	2	2		
	City Water Hookup	S	S	S	S	S	S		
	Spare Tire Mount	S	S	S	S	S	S		
	Clear Vinyl Storm Windows	3	2	2	2	2	2		
	4-Way Ventilation w/Screening	S	S	S	S	S	S		
	Fire-Retardant 10.1 Army Duck Canvas and Zipper Stabilizers	S	S	S	S	S	S		
Road Height	47"	47"	47"	47"	47"	47"	44"		
*Hitch Weight (lbs)	170	150	150	120	120	110	100		
*Curb Weight (lbs)	1400	1400	1400	1350	1130	1100	890		

S-standard equipment; O-optional; N/A-not available; *Less optional accessories and coupled to tow vehicle. † Porcelain





A whole new haul game with Coleman's VersaTrailer.

From the ballpark, to the backyard, to the beach...Coleman's VersaTrailer is handy for almost anything...it's a whole new haul game! Hitch up to any size car, haul up to 1000 pounds anytime, anywhere. Stake kit, side rails, and weatherproof top optional.



Coleman

Camping Trailer Division
Somerset, Pennsylvania 15501