

SET YOURSELF FREE



COLEMAN CAMPING TRAILERS
the camper's camper



SET YOURSELF FREE to the fun and feel of the great

Set yourself free in a Coleman Camping Trailer. Freedom to enjoy the coolness of a mountain trout stream, or an evening of solitude on a calm waveless lake. Sit quietly in a mountain glen and watch nature come to life around you. Or enjoy the warmth and comradeship of a campfire on a crisp, cool night.

Even if you have never camped before, it will be obvious to you immediately that the Coleman Camping Trailer was designed by people who have. If you're an experienced camper, you'll recognize the expertise that makes Coleman the greatest name in the great outdoors. Coleman gives you the fun and feel of the great outdoors...you become a part of the nature that surrounds you... but you enjoy the sound rest of a comfortable bed, the convenience of electric lights and a gas range, the availability of your own water supply, protection from the elements, and privacy of a home.

Camping in a Coleman can be as simple or luxurious as you choose. There are five Coleman camping trailers,

each designed to meet a specific preference, family situation, or budget requirement. For those who choose the simple life, there's the Somerset, the least expensive full-sized camper on the market. But even the Somerset is equipped with a two-burner gas range, a sink, a big 56 quart chest cooler, and the convenience of electrical outlets. The Somerset sleeps six adults comfortably.

The Valley Forge is Coleman's most popular deluxe camper. It is designed to give more usable floor space than some other campers measuring a foot longer. It sleeps six, and has many additional features to make camping easy and fun. For example, a folding dinette makes it easy to set up the third bed...or the table may be set up for outside dining.

The Brandywine sleeps six or seven with more floor space and storage area in a 11-foot body. The Brandywine II is designed for big family fun with dining and sleeping facilities for eight people. Coleman's most luxurious model is the Yorktown with an exclusive queensize bed...



outdoors!

extra large dinette and lots of little things that mean big comfort.

Each model is different, but they all share the features that make them distinctively Coleman. They feature the lowest towing height of any comparable camper, so you can see behind you in your regular rear-view mirror. And they weigh less, which means better gas mileage for you. They're easy to erect. Deluxe models even have "his and her" crank positions. All feature automotive-type construction mounted on a tubular steel frame and a "sandwich" construction roof which is strong, weatherproof and lightweight. Only Coleman offers extra-wide 51-inch wing beds...with a full 36-inch headroom at the lowest point so you can sit up without hitting your head. The locking access door that swings down to become a sturdy step with storage space for stabilizer jack and crank handle, and the one piece door to keep the kids in and the bugs out are Coleman exclusives. All Coleman camping trailers give you big dinettes. Deluxe models have Scotchgard[®]* treated fabric covered seats and backs with handy flip-up dinette seats for easy access to large storage areas.

They also feature the exclusive 3-way convertible ice box, a 4 inch high density foam mattress for extra comfortable sleeping, and a three section galley styled after the most elegant buffet. The 3-way ice box is the Coleman exclusive that loads in your kitchen at home, is accessible on the road without setting up the camper, yet stands upright at counter height while you're camping. All Coleman units are decorator styled and color coordinated. With a Coleman, virtually everything you need comes standard, including four stabilizers, electrical hook-up, self-contained water supply, and many other features that cost extra on most campers.

As you read through the pages of this brochure, you'll see many more exclusive Coleman features. Along with the comfort they give you while you're camping, you'll enjoy the comforting knowledge that they carry the Coleman name. You will know that your camping trailer is backed by the reputation of the biggest name in outdoor living. Coleman is the company that means confidence. Coleman is the company that isn't satisfied until you are. Coleman camping trailers will set you free to the great outdoors through many long seasons of carefree fun. Coleman—the **camper's camper!**

*Registered 3M Company Trademark




SET YOURSELF FREE *to ease and economy with the*

Keep it clean, inexpensive and carefree in the Somerset. It's as roomy and as fully equipped as campers selling for much more, yet it's built so ruggedly that it is the ideal camper for rental use. The Somerset sleeps six adults comfortably. As in all Coleman camping trailers, the quality goes from the ground up, and the convenience goes from end to end. Automotive type construction, with Coleman tubular steel chassis makes the Somerset tough and durable. It has the familiar Coleman low profile and the new extruded aluminum sandwich panel hardtop. The galley is fully equipped with a two-burner range, sink and water supply.

A Coleman 56 quart chest cooler also comes with the Somerset. As you erect the Somerset, the Coleman quality is apparent. Coleman uses top quality 10.10 oz. Army duck canvas, double stitched, with double layers in all stress areas. The canvas has a water repellent dry finish...

without the waxy, stiff feeling of some canvas. The zippers that close the vinyl storm window and flaps are hidden. A Coleman exclusive is the nylon screening, with holes only one-fourth the size of holes in ordinary fiberglass screens. Every thread of nylon is bonded to each thread it crosses. That means it's tough, won't tear and if a hole is accidentally punched or cut, the hole won't spread. Nylon screen also means improved flexibility for easier folding, wet or dry, and more abrasion-resistance than fiberglass screening. Bed supports are swivel-mounted and self-storing. They simply swing down and clip into position. You never have to locate a loose bed support. The swing-down stepdoor with storage space for the stabilizer jack and crank handle, and a one-piece door are standard on all Coleman Camping Trailers.



Somerset

Bright, Functional and Durable! Bright cheerful colors are perfectly blended together throughout Somerset's interior. Every item aboard was designed for functional performance. Durable, from the vinyl floor covering to the vinyl seat and bed, the materials were selected for wearability and cleaning ease.

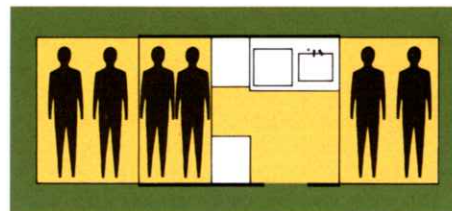
Easy Flip-Up Kitchen Convenience! The Somerset galley flips down for traveling and flips up for camping. This easy flip-up action provides waist-high convenience for preparing a meal anytime, anywhere. The 2-burner LP gas range has recessed controls for extra safety and a polished chrome cover that locks down for additional counter space. The color coordinated sink is equipped with a 5-gallon portable water tank and combination built-in pump and faucet.

Dual Purpose Dinette! Somerset's pedestal dinette serves as a spacious table for a variety of activities during the day. Then, at nightfall, makes into a comfortable double bed.

Self-Storing Power Cord! The self-storing, 25 foot, 115v electrical power cord, circuit breaker system and two duplex 115v outlets are fully RVI Code approved.

Four-Corner Support! Even the Somerset has four self-storing stabilizer jacks to provide firm support on all four corners. A stroke or two of the jack handle permits quick, accurate leveling on uneven terrain.

STANDARD SOMERSET FEATURES: Sleeps 6 • Locking access door/step combination with storage space for stabilizer jack and crank handle • Full-length extruded aluminum door with sliding privacy panel • 56 quart chest cooler • 2 burner range • portable 5 gallon water tank • 25' self-storing 115V electrical cord • 2 115V electrical outlets • pedestal dinette • outside sink disposal



system • flip-up dinette seats and backs • 51" x 72" wing-bed mattresses • 4-way ventilation with full nylon screening • 10.10 oz. Army duck canvas and heavy-duty zippers • clear vinyl storm window • interlocked, perimeter steel frame • wood-life treated floor and beds • extruded aluminum and styrofoam sandwich panel roof • built-in canopy rail • overall size closed: 6'8" x 12'6" • size opened: 6'8" x 19'4" • interior height: 6'5" • floor area: 6'2" x 8'8" • interior: 124 sq. ft. • cabinet storage: 42 cu. ft. • road height: 47" • tire size 5.30/4.50 x 12 • spare tire mount • 1 7/8" ball coupler • 2 safety chains • 4 stabilizer jacks.





SET YOURSELF FREE to Coleman's most popular combination

In a remote camp site, or in the friendly atmosphere of a trailer park, the Valley Forge is a logical choice for full-scale family fun. The Valley Forge offers additional features in both function and decor that make it the most popular Coleman camper. Step inside, and you'll find nearly 6½ feet of headroom. Look around, and you'll see the lovely brown and gold color interior carried through in the new vinyl floor covering and warm wood grain furniture, the Scotchgard[®]-treated fabric of the dinette seats, the vinyl lined tieback curtains, the bed cushions, the accent panels at the roof line, and the bright, easy-to-clean dinette table which can be used inside or outside.

Pretty as they are, these features of the Valley Forge are utilitarian as well. The vinyl floor covering never needs wax, the furniture finish is actually a tough wood grain vinyl that sheds dust and won't chip or dent. The curtains slide over the window areas for privacy without blocking air flow, the dinette seats flip up to reveal big, easy-to-get-to storage cabinets. Even the dinette table leads a double life. Flip up the legs at night, and it forms the base for the third double bed. Or take it outside anytime you'd

care to dine out. The Valley Forge offers other practical ideas for easier camping, too. A roof vent is standard equipment. An elegantly styled 3 section galley that provides more counter top and storage space is also standard. The range, sink and counter-top all flip-up separately, making the galley easier to lift. Complete utility connections give you the option of city water pressure or a built-in water storage tank and 12V DC or 115V AC electrical hook-up. There are three electrical outlets inside, with 2 built-in overhead lights that operate on either battery or city power—through a 12v converter. Every feature is designed for easy living...and it's just as easy going. All Coleman Camping Trailers have a low 47-inch road height. The swing-up tongue jack gives maximum clearance over ditches and dips. You can tow without extra-wide side mirrors...or even pull it through a car wash. Optional accessories can be added, such as the canopy that fits into the built-in canopy rail to extend your living area and add to the convenience and fun. Set yourself free in the Valley Forge.



of convenience and style. The **Valley Forge**

Coleman combination access door and step! This is a standard feature on all Coleman Camping Trailers. The locking access door folds down into an extra strong "built-in step", with storage space for the stabilizer jack and crank handle. The full length one-piece door then swings easily into position.

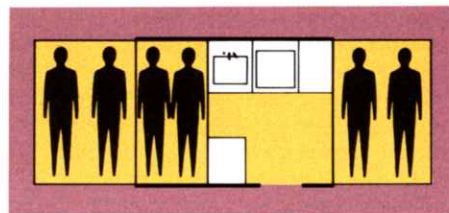
Hang-Up Vanity! Available as an accessory the hang-up vanity may be conveniently located above the sink. It has a large mirror, shelf, paper towel rack, paper cup dispenser and tooth brush holder. Another thoughtful exclusive from Coleman.

RVI Code Approved Utility Hook-Up! Coleman camping trailers are fully RVI Code approved. The Valley Forge has both city water hook-up and a 10-gallon water tank with fill spout, outside waste disposal system and the combination 115v AC and 12v DC electrical system.

Rugged Roof Construction! The roof, as on all Coleman trailers is 1" insulated styro-foam sandwiched between aluminum and laminated board with a textured vinyl ceiling applique. Won't warp or blister. Extruded aluminum has built-in canopy rail.

Attractive and weatherproof! Aluminum body is pre-painted with heat-resistant, baked acrylic to resist rust and corrosion. When the unit is closed for traveling, an all-weather seal around the perimeter of the roof seats on the body top and it becomes fully weatherproofed.

STANDARD VALLEY FORGE FEATURES: Sleeps 6 • 12V power converter with 2 12V ceiling lights • 3 115V electrical outlets • 25' self-storing 115V electrical cord • locking stepdoor with storage space for stabilizer jack and crank handle • full-length extruded aluminum door with sliding privacy panel • 9" roof vent • three section galley • Coleman 68 quart 3-way convertible ice box • 3 burner range • city water hook-up • built-in 10-gallon water tank • sink waste disposal system • removable dinette table • upholstered dinette seats



and backs • Scotchgard®-treated fabric • 51" x 72" wing-bed mattresses 4" thick • wood grain furniture • vinyl-lined drapes with tiebacks • 4-way ventilation with full nylon screening • 10.10 ounce Army duck canvas and heavy-duty zippers • clear vinyl storm windows • interlocked, perimeter steel frame • woodlife treated floor and beds • extruded aluminum and styrofoam sandwich panel roof • built-in canopy rail • overall size closed: 6'8" x 12'6" • size opened: 6'8" x 19'4" • interior height: 6'5" • floor area: 6'2" x 8'8" • interior: 124 sq. ft. • cabinet storage: 45 cu. ft. • road height: 47" • tire size: 5.30/4.50 x 12 • spare tire mount • hub caps • 1 1/8" ball coupler • 2 safety chains • swing-up tongue jack • 4 stabilizer jacks • LP gas bottle and regulator.



SET YOURSELF FREE *to more floor space and more*

When you step into the Brandywine for the first time, your first reaction probably will be to its size. From an easy-towing low-profile trailer you hardly know is there, the Brandywine sprawls out to become more than 21 feet long. The size...and the fact that about 85 percent of the canvas area is devoted to windows...creates a spacious effect that is impossible to achieve in "hard-side" camping trailers or travel trailers. You're a part of the outdoors...yet you can have as much privacy and protection from the elements as you wish. Zip up the canvas panels. Even fully enclosed, the Brandywine does not have the cramped, crowded feeling of many camping trailers. A full two feet longer than the Somerset and Valley Forge, the Brandywine makes excellent use of the extra space. A longer dinette area means more storage space under the dinette seats...comfortable seating capacity for six adults at the dinette table...and a wider double bed at night for a total sleeping capacity for 6 or 7. With the dinette table removed, you have an open floor

area as long as many living rooms...more cabinet and storage space than many kitchens...more mobility and potential for fun than any big travel trailer...at a fraction of the costs. The Brandywine also features the exclusive Coleman 3-way convertible ice box. Pack it at home. It's easily accessible as you travel...and sets securely upright at countertop height while you camp. Use it as a right or left hand opening door ice box... a Coleman idea no one else can match. Coleman has a lot of other ideas about comfort, safety and convenience. For example, the 12v converter for the electrical system meets the code of the Recreational Vehicle Institute. The LP gas bottle and regulator are standard equipment on all deluxe Coleman units. A disposal tube funnels sink waste water outside of the trailer, eliminating the chore of emptying and cleaning a built-in container. They're all part of Coleman's idea of what camping should be. That's why Coleman is the **camper's camper**.



storage area in the **Brandywine**

Decorator Styling! Look around and you'll see a tastefully appointed decor with the brown and gold color scheme carried through in the new vinyl floor covering, the warm wood grain furniture, the Scotchgard®* treated fabric of the dinette seats, the vinyl-lined tieback curtains, the bed cushions and the bright, easy-to-clean dinette table.

Easy Roll Out! Wing beds roll out easily on self-lubricating nylon rollers. The beds are larger than on most other camping trailers. The mattresses are made of 4" high density urethane foam and are a comfortable 51" wide by 72" long.

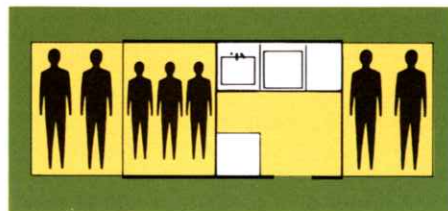
12-volt Power Converter! This is a space age solid state converter which transforms 115-volt AC into 12-volt DC for the 2 built-in lights. If 115-volt current is not available simply connect the 12-volt auxiliary power cord, that is offered as a Coleman accessory, between the plug provided on the camper to the cigarette lighter on your car and your 12-volt lighting system is still operable.

Accessible Ice Box! Even while traveling, the Coleman 3-way convertible ice box is

accessible. Simply open the access door and there it is, ready to use for a roadside lunch. No need to take an extra cooler with you. It has a 68-quart capacity and chrome grips for easy carrying.

Cool, Spacious and Private! Four-way ventilation as well as the roof vent make the Brandywine cool and comfortable. The large dinette gives spacious seating for six and becomes a third double bed for sleeping 6 or 7. Complete privacy can be as simple as closing the tieback drapes and zipping up the inner canvas flaps.

STANDARD BRANDYWINE FEATURES: Sleeps 6 or 7 • 12v power converter with 2 12v ceiling lights • 3 115v electrical outlets • 25' self-storing 115v electrical cord • locking stepdoor with storage space for stabilizer jack and crank handle • full-length extruded aluminum screen door with sliding privacy panel • 9" roof vent • Coleman 68-quart 3-way convertible ice box • 3 burner range • three section galley • city water hook-up • built-in 10 gallon water tank • outside sink waste disposal system • removable 48" dinette table • up-



holstered dinette seats and backs • Scotchgard®* treated fabric • 51" x 72" wing-bed mattresses 4" thick • wardrobe rack • wood grain furniture • vinyl-lined drapes with tiebacks • 4-way ventilation with full nylon screening • 10.10 ounce Army duck canvas and heavy-duty zippers • clear vinyl storm windows • interlocked, perimeter steel frame • woodlife treated floor and beds • extruded aluminum and styrofoam sandwich panel roof • built-in canopy rail • overall size closed: 6'8" x 14'6" • size opened: 6'8" x 21'4" • interior height: 6'5" • floor area: 6'2" x 10'6" • interior: 143 sq. ft. • cabinet storage: 53 cu. ft. • road height: 47" • tire size: 20 x 8.00 x 10 wide-oval, low profile • electric brakes • spare tire mount • hub caps • 1 7/8" ball coupler • 2 safety chains • swing-up tongue jack • 4 stabilizer jacks • LP gas bottle and regulator.

*Registered 3M Company Trademark



SET YOURSELF FREE to a double dinette that feeds eight, with

If you have a big family or you take along a few family friends as you travel...take a walk around the Coleman Camping Trailer that is especially designed for big family fun. The Brandywine II. If you've ever faced the vacation problems of finding two or three motel rooms...if you're tired of picking up a restaurant tab for half a dozen or more people three times a day...if you've ever priced a travel trailer or motor home big enough for your brood... the multiple advantages of the Brandywine II will be apparent at first glance. As you open the full-size one-piece door, you'll see the galley immediately in front of you and a dinette area on each side. A three-burner gas range with lots of storage area below gives ample cooking capacity for your group. The two dinettes let you feed eight people all at the same time...then convert into two double beds. With these two beds and the spacious wing beds, you can easily sleep eight adults. When the weather is nice the children probably will be outdoors. If the weather isn't, and they're not, the two wing beds and double dinette provide four separate

activity areas to keep the youngsters apart and the cooking area clear. As in all Coleman Camping Trailers except the Somerset, the dinette tables set up as easily outside as they do inside. Even the most casual meal gains an extra savor from the natural beauty that surrounds you. Inside, there are two electric lights that work off a 12 volt converter if 115 volt power is available, or your car battery if it isn't. If power is available, three 115 volt electrical outlets let you use the little extra things that makes camping more fun...like hair dryers, coffee pots and toasters.

In the long run, though, one of the most outstanding advantages of the Brandywine II is its mobility. Without a thought of advance reservations, you can take your whole family into areas and stay as long as you like, where it may have been totally impractical before.

The Brandywine II folds down into a low-profile, wide-track trailer, traveling easily on wide oval tires. It's ready to go home when you are...but the kids will want to stay.



sleeping space for all in the **Brandywine II**

Double Dinette! Two full size dinettes give seating space for eight, then convert into double beds. Folding dinette tables may be easily removed for additional open floor space or set outside for meals. The door side seat can be extended to a double seat or for making up a double bed. Coleman dinette beds are wider than most other dinette beds.

Wing Bed with Coleman Sleeping Bag! The 51-inch wide wing beds are the roomiest on the market and are a full six feet long. Mattresses are comfortable 4" foam with Scotchgard[®]-treated fabric on one side and vinyl on the other. The 51" x 72" Coleman RV sleeping bag and matching pillows are available as accessories.

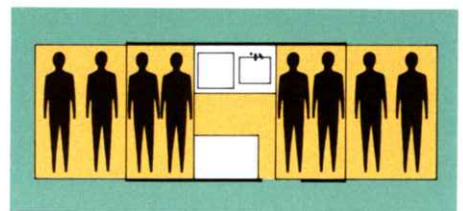
Utility Connections! Connections include fill spout for built-in 10-gallon water tank, city water connection, 25-foot cord for 115 volt hook-up and a 12 volt electrical plug.

Storage, Decor and Kitchen! Brandywine II offers storage space in the flip-up kitchen unit, in the cabinet opposite the kitchen

unit and under three flip-up dinette seats. Furniture is wood grain finish and the color coordination is carried out in the vinyl-lined tie curtains, dinette seats and beds. As in all Coleman deluxe units, the three burner range is standard.

Coleman Three-Way Ice Box! This convertible 68-quart capacity ice box may be used as a chest-type cooler for picnics or roadside meals or as an upright ice box in the camper with either left or right hand opening door. Even the Coleman name turns so it is right side up.

STANDARD BRANDYWINE II FEATURES: Sleeps 8 • Double dinette with seating for 8 • 12v converter with 2 12v ceiling lights • 3 115v electrical outlets • 25' self-storing electrical cord • locking stepdoor with storage space for stabilizer jack and crank handle • full-length extruded aluminum screen door with sliding privacy panel • 9" roof vent • Coleman 68-quart 3-way convertible ice box • 3-burner range • city water hook-up • built-in 10 gallon water tank • outside sink waste disposal system • 2 removable dinette tables • flip-up dinette seat and backs • Scotchgard[®]-treated



fabric • 51" x 72" wing-bed mattresses 4" thick • wardrobe rack • wood grain furniture • vinyl lined drapes with tie-backs • 4-way ventilation with full nylon screening • 10.10 ounce Army duck canvas and heavy-duty zippers • clear vinyl storm windows • interlocked, perimeter steel frame • wood-life treated floor and beds • extruded aluminum styrofoam sandwich panel roof • built-in canopy rail • overall size closed: 6'8" x 14'6" • size opened: 6'8" x 21'4" • interior height: 6'5" • floor area: 6'2" x 10'6" • interior: 143 sq. ft. • cabinet storage: 50 cu. ft. • road height: 47" • tire size: 20 x 8.00 x 10 wide-oval, low profile • electric brakes • spare tire mount • hub caps • 1 7/8" ball coupler • 2 safety chains • swing-up tongue jack • 4 stabilizer jacks • LP gas bottle and regulator.



SET YOURSELF FREE to the luxury trailer with a queen-

If your idea of camping fun includes most of the comforts of home, set yourself free in the Coleman Yorktown.

At last there's a camping trailer for the man who's big on comfort...or just plain big. Built on a 11 foot body, the Yorktown opens up to more than 23 feet. Inside, all that extra room is put to good use. First, there's a queensize bed for the ultimate in comfort and roominess.

The extra-long dinette seats six adults comfortably...with a corresponding amount of extra storage under the seats ...and a wider bed at night. If you buy the Yorktown, you'll also get the other Coleman features that add up to luxury living in primitive places. The removable dinette lets you eat out whenever you please. Water, power, lights, cooking and storage space are standard. An extra touch of Coleman convenience is available in the optional hanging mirror with a shelf, and built-in paper towel rack, cup dispenser and toothbrush holder. A wardrobe rack is standard equipment, and optional privacy curtains can be drawn to completely enclose the wing beds. With sleeping capacity for seven, with 150 square feet of

living area, and with every luxury that Coleman ingenuity can provide, you might assume that the Yorktown is both cumbersome to handle and expensive to own. Neither is true. The Yorktown is competitively priced...and camping trailers in general have been established as one of the least expensive ways to travel. While you're on your way to wherever your fancy dictates...the going is easy. The Yorktown tows smoothly, maneuvers easily. Backing up is simple, because you can see over the trailer as well as to the side. Throughout the Yorktown, and other Coleman units as well, the extra quality of Coleman construction is evident. You'll like the ingenious way the rubber tab on the canvas snaps into the groove on the one piece door. It's a small thing...but it keeps the wind, dust, rain or bugs outside where they belong.

There are lots of little things. Lots of little ideas that mean big comfort. And the top of the Coleman line in luxury living is the Yorktown. **The camper's camper!**



size bed. The *Yorktown*

Queensize Bed! The Yorktown's queensize bed is the largest bed available on any camping trailer. There's lots of room for two or three adults on this 75-inch by 72-inch bed. The bed will support 500 pounds on its outside edge.

Three Section Galley! This elegantly styled galley contains a 3 burner range, counter top space, and color coordinated sink. Extra storage space is located under the counter, and a stainless steel range cover can be lowered for additional working space.

Roof Vent! This adjustable 9" roof vent is standard on all deluxe Coleman campers. It may be opened completely or set at any point in between. The vent is screened to keep insects out. An optional 14" vent is available at your dealer.

Nylon Screening! Another Coleman exclusive. Nylon screen has openings only one fourth the size of usual fiberglass screen. Small holes keep out more insects. Every thread is bonded at each intersection so holes won't tear or run. Easy folding, wet or dry.

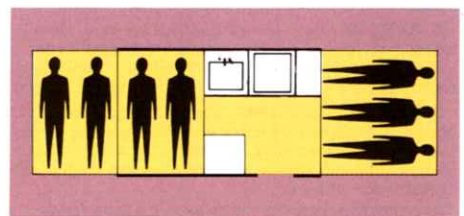
Coleman 3-Way Ice Box! This is one of the

most popular features on any camper and it is standard on the Yorktown. The ice container has a dispensing spigot.

Swing-Up Tongue Jack, Coupler, and LP gas bottle! Tongue jack has dolly wheel for easy handling. The entire jack and wheel swing up and lock into travel position, providing maximum clearance over ditches and dips. The coupler for a 1 7/8" ball has safety lock, two safety chains and electrical connection. LP gas bottle and regulator are standard equipment on all Coleman campers except the Somerset.



Extra Long Dinette! The Yorktown dinette has ample seating capacity for six adults. Folding legs make it easy to set up extra large third double bed or move the dinette outside for dining.

STANDARD YORKTOWN FEATURES: Sleeps 7 • 12v power converter with 2 12v ceiling lights • 3 115v electrical outlets • 25' self-storing electrical cord • locking stepdoor with storage space for stabilizer jacks and crank handle • full length extruded aluminum screen door with sliding privacy panel • 9" roof vent • three section galley • Coleman 68-quart 3-way convertible ice box • 3-burner range • city water hook-up • built-in 10 gallon



water tank • outside sink waste disposal system • removable dinette table • flip-up dinette seat and backs • wardrobe rack • Scotchgard®-treated fabric • 75" x 72" and 51" x 72" wing-bed mattresses 4" thick • wood grain furniture • vinyl-lined drapes with tiebacks • 4-way ventilation with full nylon screening • 10.10 ounce Army duck canvas and heavy-duty zippers • clear vinyl storm windows • interlocked, perimeter steel frame • wood-life treated floor and beds • extruded aluminum styrofoam sandwich panel roof • built-in canopy rail • overall size closed: 6'8" x 14'6" • size opened: 6'8" x 23'4" • interior height: 6'5" • floor area: 6'2" x 10'6" • interior: 155 sq. ft. • cabinet storage: 53 cu. ft. • road height: 47" • tire size: 20 x 8.00 x 10 wide-oval, low profile • electric brakes • spare tire mount • hub caps • 1 7/8" ball coupler • 2 safety chains • swing-up tongue jack • stabilizer jacks • LP gas bottle and regulator.

*Registered 3M Company Trademark



Coleman Accessories

GET YOURSELF FREE to more comfort and convenience

1. FREESTANDING SCREEN-ADD-A-ROOM. 9' x 12' extra room with full screening and zippered flaps.

1a. SCREEN-ADD-A-ROOM CANOPY. Provides covered walkway to screen add-a-room from trailer door.

2. CABANA. Use with or without canopy. Heavy canvas cabana is completely private... for use as a dressing room, storage or portable toilet. Zips up from inside or outside. Adjustable braces hold it up, stakes secure it to the ground. A separate attaching bracket is provided.

3. PRIVACY CURTAINS. Twin gold curtains blend with the interior decor of all Coleman campers. Curtains slip into built-in track above the beds to completely enclose wing beds; slide to corners when not in use; give the appearance of hanging drapes. Each package contains curtains for one bed.

4. OUTSIDE/INSIDE PROPANE CAMPSTOVE. Coleman propane 2-burner campstove with wire mounting. Can be mounted directly on the trailer for easy outside cooking, or moved to any location you desire.

5. HANG-UP VANITY. Excellent quality mirror mounted on hanging board with shelf, built-in paper towel rack, cup dispenser and toothbrush holder. May be mounted over sink, under built-in light or anywhere in the camper.

6. DRESSING ROOM OR PORTABLE TOILET CURTAIN. Full length curtain at front of trailer allows dressing space between curtain and wing-bed or may be used to conceal portable toilet. Curtain attaches into built-in ceiling track.

7. COLEMAN RV SLEEPING BAG. Special "instant bedding" is designed to fit Coleman camping trailer mattresses. Complete bag is washable. Pillows are another Coleman accessory.

8. BOAT, LUGGAGE AND BICYCLE RACK. Special rack may be used for boat, 2 bicycles, or as a luggage rack. Spreads weight evenly over roof surface, protects top from scuffing and damage. Extra parts required for bicycle rack.

9. HEATER. Coleman Solar-Mite 9,000 BTU heater operates on LP gas. Uni-Seal® combustion means combustion air is completely separate from heating air. Made by Coleman—the biggest name in mobile home and RV heating. 12V forced air blower available as option.

10. SPARE WHEEL, TIRE, COVER, BUMPER. Optional spare tire mounts on the standard bracket at rear of trailer. Attractive Coleman cover is optional. Helps protect the spare from elements and from tampering. Heavy-duty bumper protects trailer and has storage for canopy or cabana poles, fishing rods, etc.

11. CANOPY. The built-in canopy rail on all Coleman campers makes it easy to attach the big full-width canopy to add a covered patio to your camping trailer. Comes complete with Lock-O-Matic poles, metal stakes and adjustable ropes to make installation easy. Has 6'3" of headroom.

12. 12 VOLT AUXILIARY POWER CORD. The 12v plug in the utility outlet connects to the cigarette lighter in car to operate the 12v lights.

13. 14 INCH ROOF VENT. Provides more ventilation and light. Crank handle adjusts level of vent. Available at your dealer only.

14. 2-PIECE CUTTING BOARD. Fits over sink and provides extra working space.

15. REFRIGERATOR INSTALLATION KIT. 12v D.C. and 115v A.C. Contains metal frame battery holder that mounts on trailer tongue, plastic moisture-proof battery case, 12v battery splitter, and necessary items to operate optional refrigerator through your car's electrical system while driving.

16. 5-GALLON JUG. Catches sink waste outside of trailer for easy disposal.

ALLIED EQUIPMENT

1. REFRIGERATOR. 12v D.C. and 115v A.C. A 2-cu. ft. refrigerator with attractive wood grain exterior. Can be run on 115v A.C. or any 12v battery. Available through your dealer only.

Comparative Specifications

MODELS

Somerset

Valley Forge

Brandywine

Brandywine II

Yorktown

MODELS	Somerset	Valley Forge	Brandywine	Brandywine II	Yorktown	
CHASSIS & BODY	Extruded Aluminum, Styrofoam Sandwich Panel Hard Top	S	S	S	S	
	9" Roof Vent	N/A	S	S	S	
	Step Door	S	S	S	S	
	Extruded Aluminum One-Piece Door With Sliding Privacy Panel	S	S	S	S	
	Electric Brakes	O	O	S	S	
	Tire Size: 20 x 8 - 10 Wide Oval, Low Profile 5.30/4.50 x 12	O	O	S	S	
	Hub Caps	O	S	N/A	N/A	
	Swing-Up Tongue Jack	O	S	S	S	
	Safety Chains and 1 7/8" Ball Coupler	S	S	S	S	
	Sliding Leaf Spring Suspension	S	S	S	S	
	Interlock Steel Frame	S	S	S	S	
	Woodlife Treated Floor And Beds	S	S	S	S	
	Trailer Size Closed... Width x Length (Overall)	6'8" x 12'6"	6'8" x 12'6"	6'8" x 14'6"	6'8" x 14'6"	6'8" x 14'6"
	Trailer Size, Open... Width x Length	6'8" x 19'4"	6'8" x 19'4"	6'8" x 21'4"	6'8" x 21'4"	6'8" x 23'4"
Body Color	Somerset Grn.	Sandalwd. Beige	Sandalwd. Beige	Sandalwd. Beige	Sandalwd. Beige	
INTERIOR	Floor area - Width x Length	6'2" x 8'8"	6'2" x 8'8"	6'2" x 10'6"	6'2" x 10'6"	6'2" x 10'6"
	Interior Height Open	6'5"	6'5"	6'5"	6'5"	6'5"
	Cabinet Storage - Cubic Feet	42	45	53	50	53
	Cushioned Vinyl Floor Covering	S	S	S	S	S
	Adult Dinette Seating Capacity	6	6	6	8	6
	Dinette Table Sizes	38" x 30"	38" x 30"	48" x 30"	38" x 30" (2)	48" x 30"
	Adult Sleeping Capacity	6	6	6 or 7	8	7
	Wing Beds x 2	S	S	S	S	S
	Mattress Size x 2	51" x 72"	51" x 72"	51" x 72"	51" x 72"	51" x 72"/75" x 72"
	Mattress Thickness	3"	4"	4"	4"	4"
	Convertible Dinette Bed Size	42" x 74"	42" x 74"	56" x 74"	42" x 74" (2)	56" x 74"
	Hi-Lo Kitchen Unit	S	S	S	S	S
	Built-in Water Tank With Fill Spout - (10 Gal.)	N/A	S	S	S	S
	Portable Water Tank - (5 Gal.)	S	N/A	N/A	N/A	N/A
	Outside Sink Disposal System	S	S	S	S	S
	Coleman 3-Way Convertible Ice Box	N/A	S	S	S	S
	Three Section Galley	N/A	S	S	N/A	S
	Wardrobe Rack	O	O	S	S	S
	Vinyl-Backed Drapes With Tie Backs	N/A	S	S	S	S
	Vinyl-Covered Canvas Over Beds	N/A	S	S	S	S
115 Volt Electrical Outlets	2	3	3	3	3	
12 Volt Converter	N/A	S	S	S	S	
Overhead Dome Lights With 3 amp Converter	N/A	2	2	2	2	
EXTERIOR	Gas Bottle & Regulator	O	S	S	S	S
	Crank Positions	1	2	2	2	2
	City Water Hookup	O	S	S	S	S
	Spare Tire Mount	S	S	S	S	S
	Clear Vinyl Storm Windows	1	2	2	2	2
	4-Way Ventilation With Full Nylon Screening	S	S	S	S	S
	10.10 Oz. Army Duck Canvas & Zipper Stabilizers	4	4	4	4	4
ACCESSORIES	Canopy	O	O	O	O	O
	Cabana	O	O	O	O	O
	Dressing Room Curtains	O	O	O	O	O
	Privacy Curtains	O	O	O	O	O
	Hang-up Vanity	O	O	O	O	O
	Coleman RV Trailer Sleeping Bag	O	O	O	O	O
	Coleman LP Furnace, 9,000 BTU	O	O	O	O	O
	Stone Guards - Beige	O	O	O	O	O
	Spare Wheel And Tire	O	O	O	O	O
	Spare Tire Cover With Logo	O	O	O	O	O
	Storage Bumper	O	O	O	O	O
	Boat, Luggage Or Bicycle Rack	O	O	O	O	O
	Combination Screen Room/Add-A-Room	O	O	O	O	O
	Screen-Room, Add-A-Room Canopy	O	O	O	O	O
	14 Inch Roof Vent (Dealer Installation Only)	O	O	O	O	O
	2 Piece Cutting Board	O	O	O	O	O
12 Volt Auxiliary Power Cord	O	O	O	O	O	
5 Gal. Jug-Waste Disposal	O	O	O	O	O	
ALLIED EQUIPMENT	Refrigerator Installation Kit 12v DC 115v AC	O	O	O	O	O
	Refrigerator - 110 Volt/12 Volt Compressor Type	O	O	O	O	O
GENERAL	Road Height	47"	47"	47"	47"	47"
	*Hitch Weight (lbs.)	140	140	155	155	160
	*Curb Weight (lbs.)	1230	1210	1375	1365	1390
	GVW Rating When Fully Loaded (lbs.)	1680	1680	1800	1800	1800

S - standard equipment; O - optional; N/A - not available

Specifications and design are subject to change without notice.

*With all optional accessories installed and coupled to tow vehicle.

COLEMAN CAMPING TRAILERS
the camper's camper



The Coleman Company, Inc. Camping Trailer Division, Somerset, Pa. 15501