



## TOWER HEATER TT-HE019 User Manual

# THANK YOU

FOR BEING OUR CUSTOMER



Your purchase is truly appreciated!  
We hope you are over-the-moon with our product!

### IMPORTANT SAFETY INSTRUCTIONS

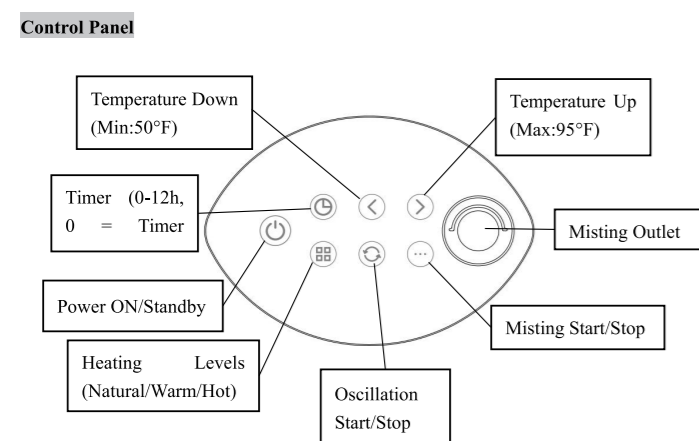
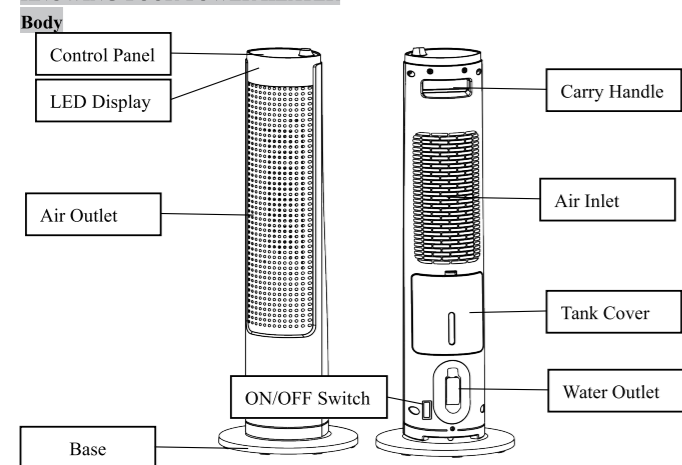
- Intended Use**
- This heater is not intended for use in bathroom, laundry areas and similar moist indoor locations. Never locate heater where it may fall into a bathtub or other water container.
  - Use this heater only as described in this manual. Any other use not recommended by the manufacturer may cause fire, electric shock, or injury to persons.
  - The output of this heater may vary and its temperature may become intense enough to burn exposed skin. Use of this heater is not recommended for persons with reduced sensitivity to heat or an inability to react to avoid burns.
- Related to Use**
- This heater is hot when in use. To avoid burns, do not let bare skin touch hot surface. Keep combustible materials such as furniture, pillows, bedding, papers, clothes and curtains at least 3 feet (0.9m) from the front of the heater.
  - Extreme caution is necessary when this heater is used by or near children or invalids and whenever the heater is left operating and unattended.
  - Do not operate any heater with a damaged cord or plug or after the heater malfunctions, has been dropped or damaged in any manner. Discard heater or return heater to authorized service facility for examination, electrical or mechanical adjustment, or repair.
  - Do not use the heater outdoors.
  - To prevent a possible fire, do not block air intakes or exhaust in any manner.
  - Do not use on soft surface, like a bed, where openings may become blocked.
  - A heater has hot and arcing or sparking parts inside. Do not use it in the areas where gasoline, paint, or flammable liquids are used or stored.
  - Do not insert or allow foreign objects to enter any ventilation or exhaust opening as this may cause an electric shock or fire, or damage the heater.
  - Always unplug the heater when not in use.
  - Never tamper with the heater or attempt to fix it. Any tampering with, or modification of this product can result in serious injury, death, or fire, risk of electric shock. Do not open. No user serviceable parts inside.
  - DO NOT remove product labels that contain warnings or safety instruction.
  - Before cleaning, or storage, or when not in use, turn the heater off and unplug it.
- Electrical Safety**
- Do not run cord under carpeting. Do not cover cord with throw rugs, runners, or similar coverings. Do not route cord under furniture or appliances. Arrange cord away from traffic area and where it will not be tipped over.
  - To prevent overloading a circuit, do not plug the heater into a circuit that already has other appliances working.
  - It is normal for the plug to feel warm to the touch; however, a loose fit between the AC outlet (receptacle) and plug may cause overheating and distortion of the plug. Contact a qualified electrician to replace loose or worn outlet.
  - To disconnect the heater, first turn it off, then remove plug from outlet. Never pull by the cord.
  - Always plug heaters directly into a wall outlet/receptacle. Never use with an extension cord or

2

- reloadable power tap (outlet/power strip).
- If your home has aluminum wiring, have a licensed electrician check your receptacle's connections. When using a 1500-watt heater, aluminum wire connections can cause a safety issue.


Specifications	
Power	Hot Air (1500 Watts) Warm Air (1000 Watts)
Voltage	120V
Current	60Hz
Water Tank Capacity	1L

### KNOWING YOUR TOWER HEATER



3

### Remote Control



- Basically the buttons are the same as the control panel.
- The button is used to start/stop misting.

### USING YOUR TOWER HEATER

- Place the heater on a level and flat surface.
- Plug the heater into an electrical outlet.
- Press the ON/OFF switch at the back to "1" to enter standby mode.
- Tap on the heater/remote control to start working, tap again to stop.

### Note:

- If the PTC is working, the heater will work for another 30s after stop working, then enters standby mode.
- No operation within 1 min, the screen will be auto-off. Tap any button to wake up the screen.

### Misting

- Remove the tank cover and take out the water tank.
- Add water to the tank and put it back in place.
- Press to start/stop misting.

- This function is independent and can be operated without the PTC working.
- Always drain the water tank and unplug the unit if it is idle for a long time.

### Heating Levels

- Natural: The air output is in current ambient temperature.
- Warm: The air output is warm air.
- Hot: The air output is hot air.

### Temp Settings

- Press or to start setting output temperature (50-95°F, default: 77°F).
- When the ambient temperature reaches the desired temperature, the PTC stops working. When the ambient temperature falls below the desired temperature, the PTC resume working automatically.

4

### CLEANING AND STORAGE

**WARNING: Always unplug the heater and wait until the heater cools down before cleaning and storing it!**

- Do not clean the heater body with water.
- Wipe down the body with some neutral detergent with a soft cloth and wipe dry.
- Do not use any solvent such as gasoline.
- After each cleaning, wait until the heater gets dry before using or storing.
- Place the heater back in the packing box to protect it from dust. Store it in a cool, dry location.

### TROUBLESHOOTING

#### The heater fails to power on.

- Make sure the heater is securely plugged into the outlet.
- Place the heater on a level and flat surface.
- Press the heating level button to cancel temp settings; Set the temp above the ambient temp.

#### The heater cannot be turned off.

- Press the Power ON/Standby button to stop the heater from working.

#### Misting is not working.

- Add enough water to the tank.

5

## WARRANTY

### Thanks for choosing TaoTronics TOWER HEATER.

This product is covered with TaoTronics product and labor warranty for 12 months from the date of its original purchase.

#### The warranty will not apply in cases of:

- Accident, misuse, or repairs performed by unauthorized personnel.
- Any unit that has been tampered with or used for commercial purpose.
- Normal wear and tear of wearable parts.
- Use of force, damage caused by external influences.
- Damage caused by non-observance of the User Manual, e.g. connection to an unsuitable mains supply or non-compliance with the instructions.
- Partially or completely dismantled appliances.
- Defects caused by or resulting from damages from shipping or from repairs, service, or alteration to the product or any of its parts that have been performed by a repair person not authorized by TaoTronics.

We can only provide after sales service for products that are sold by TaoTronics or TaoTronics authorized retailers and distributors. If you have purchased your unit from a different place, please contact your seller for return and warranty issues.

※ Please have your invoice and order ID ready before contacting Customer Support.

### FCC Compliance

This device complies with Part 15 of the FCC Rules. Operation is subject to the following two conditions:

- (1) This device may not cause harmful interference, and
- (2) This device must accept any interference received, including interference that may cause undesired operation.



### WEEE Compliance

Correct Disposal of This Product (Waste Electrical & Electronic Equipment)  
(Applicable in countries with separate collection systems)

This marking on the product, accessories or literature indicates that the product and its electronic accessories should not be disposed of with other household waste at the end of their working life. To prevent possible harm to the environment or human health from uncontrolled waste disposal, please separate these items from other types of waste and recycle them responsibly to promote the sustainable reuse of material resources. Household users should contact either the retailer where they purchased this product, or their local government office, for details of where and how they can take these items for environmentally safe recycling. Business users should contact their supplier and check the terms and conditions of the purchase contract. This product and its electronic accessories should not be mixed with other commercial wastes for disposal.



Questions or Concerns?  
support@taotronics.com

140x210mm(20220602/YS2206021009) 材质：封面120克铜版纸，内页80克双胶纸