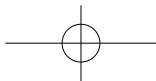
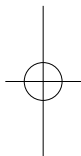
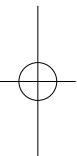




尺寸: 100mm\*120mm

折页

128g 铜版纸





Model:TT-CL019  
TaoTronics Light Therapy Lamp  
User Guide

Thank you for choosing the **TaoTronics Light Therapy Lamp**. Please read this User Guide thoroughly before use and retain it for future reference.

## IMPORTANT SAFETY INSTRUCTIONS



### Warning

- To ensure correct and safe usage and functioning of the product, always follow these instructions carefully and keep for future reference.
- Please keep the lamp away from water or any other liquid to avoid electrical shock.
- For indoor use only.
- This appliance is not intended for use by persons (including children) with skin damage, reduced sensory or mental capabilities, or lack of experience and knowledge, unless authorized by a professional physician.
- Keep away from heat and avoid direct sunlight.
- Do not perform any repair or maintain while using this product for treatment.

01

- Do not try to repair or dismantle the lamp by yourself.
- Do not drop or knock the lamp on hard surfaces.
- Portable and mobile RF communication equipment may interfere with medical electrical equipment.
- Do not place the device in a location where it is difficult to operate the disconnecting device (disconnecting device: Adapter).

- Use only the supplied power adapter. Using an adapter other than the one provided by the manufacturer may result in failure to work, or even a safety incident.

- Keep the equipment out of reach of children or infants, avoid strangulation caused by the adapter cable.

- THIS IS AN ELECTRIC LAMP - NOT A TOY! TO AVOID RISK OF FIRE, BURNS, PERSONAL INJURY AND ELECTRIC SHOCK IT SHOULD NOT BE PLAYED WITH OR PLACED WHERE SMALL CHILDREN CAN REACH IT



### CAUTION

- Some people may suffer from light sensitivity, discontinue use immediately if any discomfort occurs.
- Never cover the lamp or place anything on top of it during operation to avoid overheating or fire hazards.

02

- Consult your health care provider before use of this product if you are under medical care or have suffered from an eye condition before.
- Follow local ordinances and recycling instructions regarding disposal or recycling of the device and device components.
- Do not look directly look at the light therapy lamp. It only serves as background light.
- If you have any product problems or report an unexpected situation during use, please unplug the power immediately and call the after-sales service hotline.

## READ AND SAVE THESE INSTRUCTIONS

03

## Product Features

Your new TaoTronics Light Therapy Lamp is a remarkable product with many features and benefits:

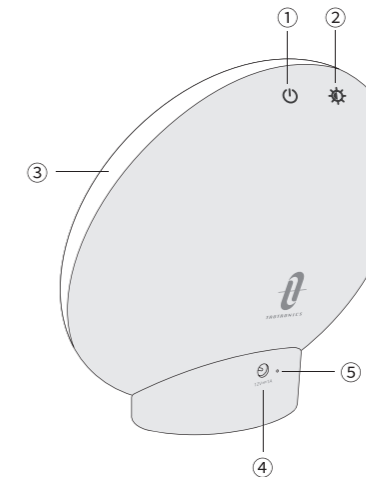
- Delivers LED light to your home, office, dorm room or apartment.
- Designed with a stable stand for easy placement on a convenient spot.
- Cues your body's own energy enhancers to help you regain focus and concentration.
- UV free LED- the built-in LED light panel delivers the full brightness with no pollution, no radiation and no stroboscopic effects.
- 10,000 lux at 10cm/4" from lamp to lift up your spirit.

## Package Contents

- 1 x TaoTronics Light Therapy Lamp (Model: TT-CL019)
- 1 x Power Adapter
- 1 x User Guide
- 1 x Thank You Card

04

## Product Diagram



- ① Power ON/OFF
- ② Brightness Control
- ③ Lamp Cover

- ④ Power Input
- ⑤ Power Indicator

05

## Specifications

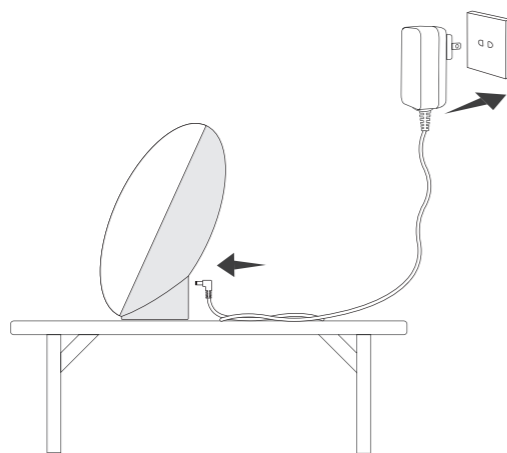
Model	TT-CL019
Power	12W Max
Input	DC 12V $\overline{\text{=}}$ 1A
Color Temperature	6000K-6500K
Lifespan	50000 Hours

06

## Use Your Light Therapy Lamp

### Get Started

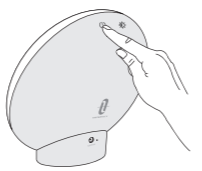
1. Place the lamp on a flat and stable surface.
2. Connect the light therapy lamp to a power source with the included power adapter. The lamp is in Standby mode now with the Power indicator on.



07

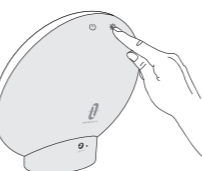
### Power On / Off

Tap the Power On / Off Button to turn on / off the lamp.



### Light Brightness Adjustment

- When the lamp is on, tap and hold the Brightness Control Button to steplessly adjust the brightness (20%~100%).



- The lamp will remember the last set brightness once you turn it on again.

### Memory Function

If power is not disconnected, the lamp will always remember the last set brightness once you turn it on again.

08

## Troubleshooting

Problem	Possible Cause	Solution
The lamp does not light up	No power supply	Correctly plug in the power adapter
	The lamp is not turned on	Refer to the Use Your Light Therapy Lamp section
The touch control is not responsive	Hands are wet	Tap the panel with dry hands
	Voltage fluctuation	Disconnect the power adapter to restart the lamp
LED failure	LED component failed	Please contact the TaoTronics Support Team
Bad smell	Power adapter failed	Please contact the TaoTronics Support Team
	Short circuit	Please contact the TaoTronics Support Team

09

## Warranty

TaoTronics products are covered by a 12 month limited warranty from the date of its original purchase. If any problems occur, please contact TaoTronics Customer Care Centre via the contact information listed in this User Guide.

### FCC Compliance

This device complies with Part 15 of the FCC Rules. Operation is subject to the following two conditions:

- (1) This device may not cause harmful interference, and
- (2) This device must accept any interference received, including interference that may cause undesired operation.

10



### WEEE Compliance

Correct Disposal of This Product (Waste Electrical & Electronic Equipment)(Applicable in countries with separate collection systems)This marking on the product, accessories or literature indicates that the product and its electronic accessories should not be disposed of with other household waste at the end of their working life. To prevent possible harm to the environment or human health from uncontrolled waste disposal, please separate these items from other types of waste and recycle them responsibly to promote the sustainable reuse of material resources. Household users should contact either the retailer where they purchased this product, or their local government office, for details of where and how they can take these items for environmentally safe recycling. Business users should contact their supplier and check the terms and conditions of the purchase contract. This product and its electronic accessories should not be mixed with other commercial wastes for disposal.

11