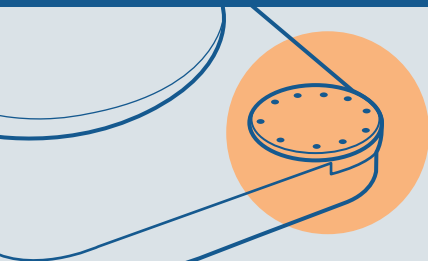


Gooseneck Kettle

Quick Start Guide



Multifunction Button

Turn ON/OFF
Stopwatch OFF



Temp
Control



Stopwatch
ON



Check
Set Temp



LCD Display



Desired Temperature
Real-time Temperature



Under Keep
Warm Mode



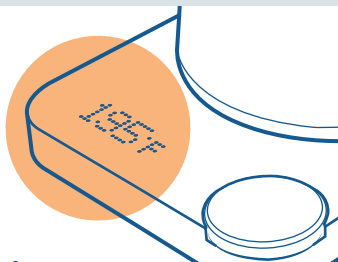
Keep Warm
Mode ON



Keep Warm
Mode OFF



Boil-dry
Protection



°F / °C / Mute



Temp display
in °F / °C



Kettle sounds
ON / OFF

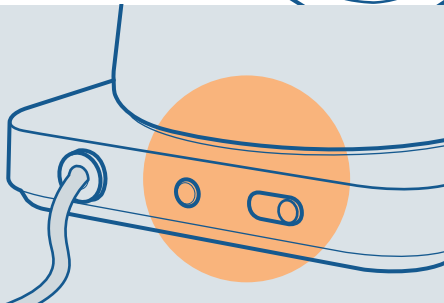
60-Minute Keep Warm



Turn ON
Keep Warm



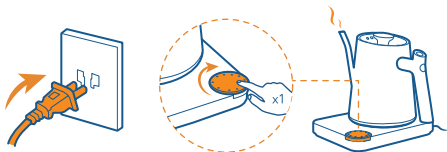
Turn OFF
Keep Warm



1 Do not fill above the "MAX" line



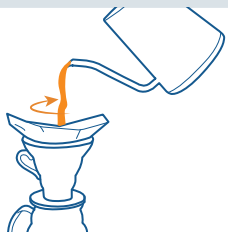
2 Boiling Water



3

Pre-moisten Filter:


Rinse with hot water to saturate it and discard the carafe of water.



4

Add Coffee:


Dump ground coffee into the dripper and shake lightly to flatten for a more even pour.



5

Pour and Bloom:

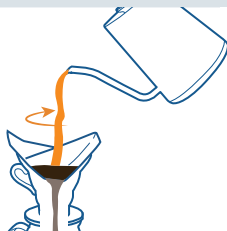
Pour in hot water in circles around the center. Pause for a few seconds.



6

Complete Pour:

Continue pouring in steady circles to cover all the grounds.



*Enjoy Your
Coffee!*

For more detailed instructions,
please refer to the User Manual.

成品尺寸：120*160mm

正反印刷

材质：120克日本白牛皮