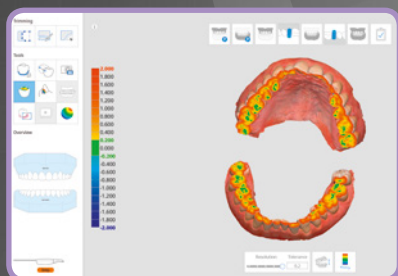
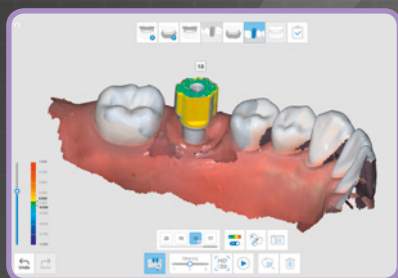


faster with
increased
precision &
comfort



cara i700*

Unleash the power of intraoral scanning

The next generation of intraoral scanners has landed: cara i700 comes with a multitude of innovative features that take your scanning experience to a whole new level. You and your patients will benefit from a faster, more accurate and more convenient scanning experience – with both powerful hardware and intelligent software, the full-feature cara i700 is the key to unleash the full potential of intraoral scanning in your dental office.

* powered by Medit

Giving a hand to oral health.



KULZER
MITSUI CHEMICALS GROUP

Hardware

cara i700 comes with a variety of brand new features that make intraoral scanning even more convenient.

Choose cara i700 and benefit from:

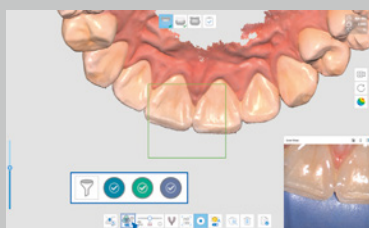
- **Quicker results:** up to 70 frames per second
- **Highest precision:** full-arch accuracy of 11 µm
- **Easy handling:** 245g featherweight
- **Easy scanning of both jaws:** 180° reversible tip
- **Easy scanning of distal molar areas:** 45° mirror angle
- **Convenient operation of software:** remote control mode
- **Sterile operation:** integrated UV-C LED for disinfection of ventilation air
- **Improved connectivity:** detachable cable with direct connection to PC

Software

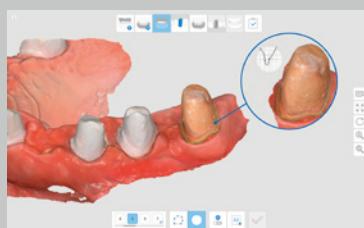
An intraoral scanner is only as good as its software. With its state-of-the-art and future-proof hardware components, the further development of the cara i700 will exclusively take place on software level – meaning that you will benefit from continuous feature updates without having to buy a new intraoral scanner.

The software package already comprises the following modules:

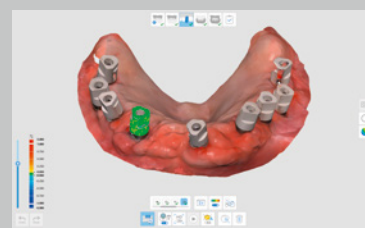
- Smart Scan Filtering: **removes unnecessary soft tissue**
- Medit Ortho Simulation: **visualizes potential results of an orthodontic treatment**
- Smart Color Filtering: **reduces artefacts and makes retraction easier**
- Medit Smile Design: **shows patients their future smile**
- Cloud-based services: **connects directly to your laboratory**
- Web Viewer & Case Talk: **improves your communication with patients and laboratory**
- Margin Line Creation: **generates the margin line of any tooth automatically**
- Denture Scanning: **allows scanning of edentulous patients**
- A.I. Scanbody & Abutment Matching: **matches and aligns scanbodies and abutments automatically**
- Medit Crown Fit: **conducts a modeless crown fitting**
- Impression Scanning: **allows to combine an impression scan with the intraoral data**
- Face Scan: **shows a more comprehensive final result to your patient**



Smart Color Filtering



Margin Line Creation



A.I. Scanbody & Abutment Matching