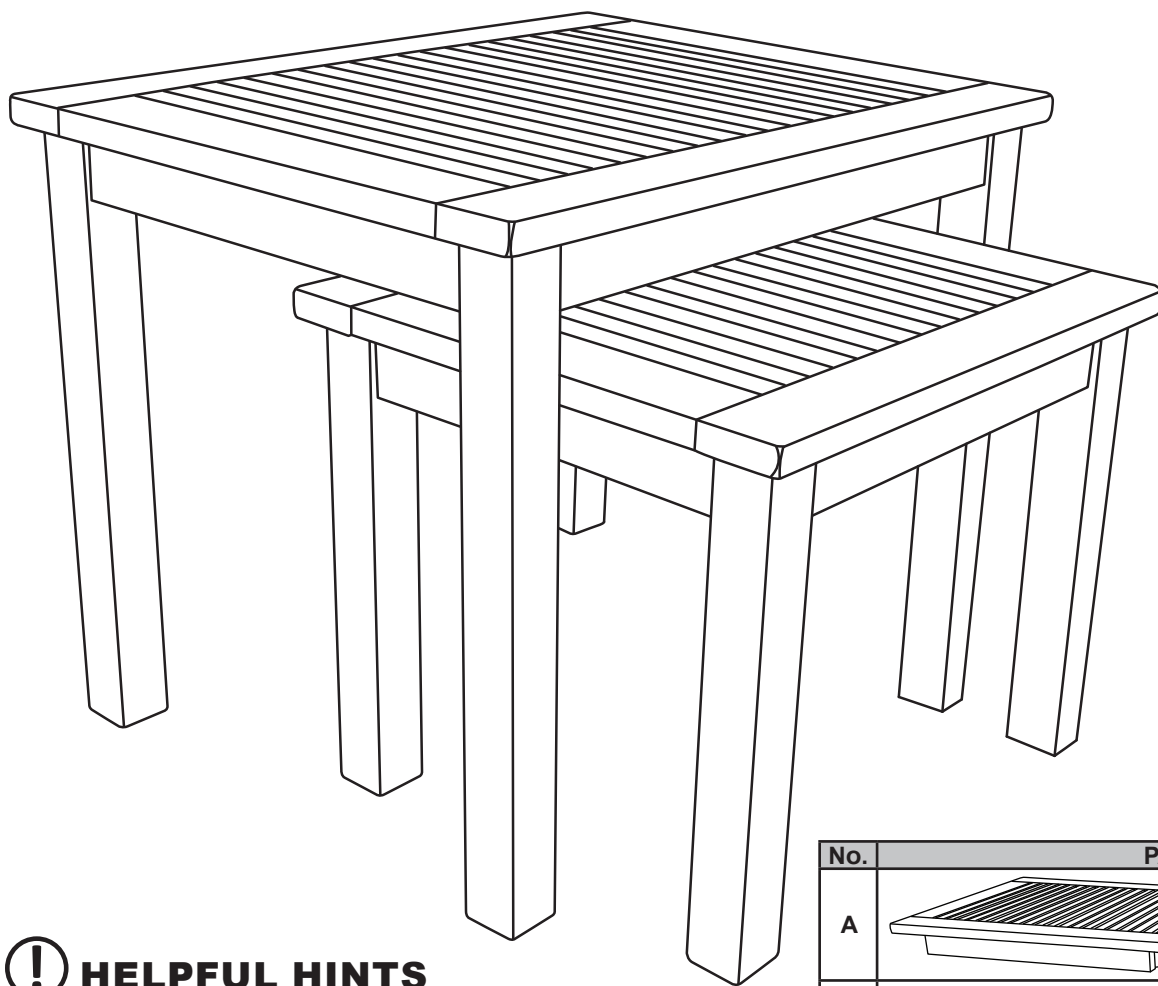


# MERANTI WOOD NESTING SIDE TABLES FRN-294



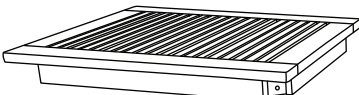

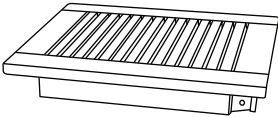

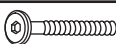



Ensure all parts are accounted for before disposing of packaging.

## ! HELPFUL HINTS

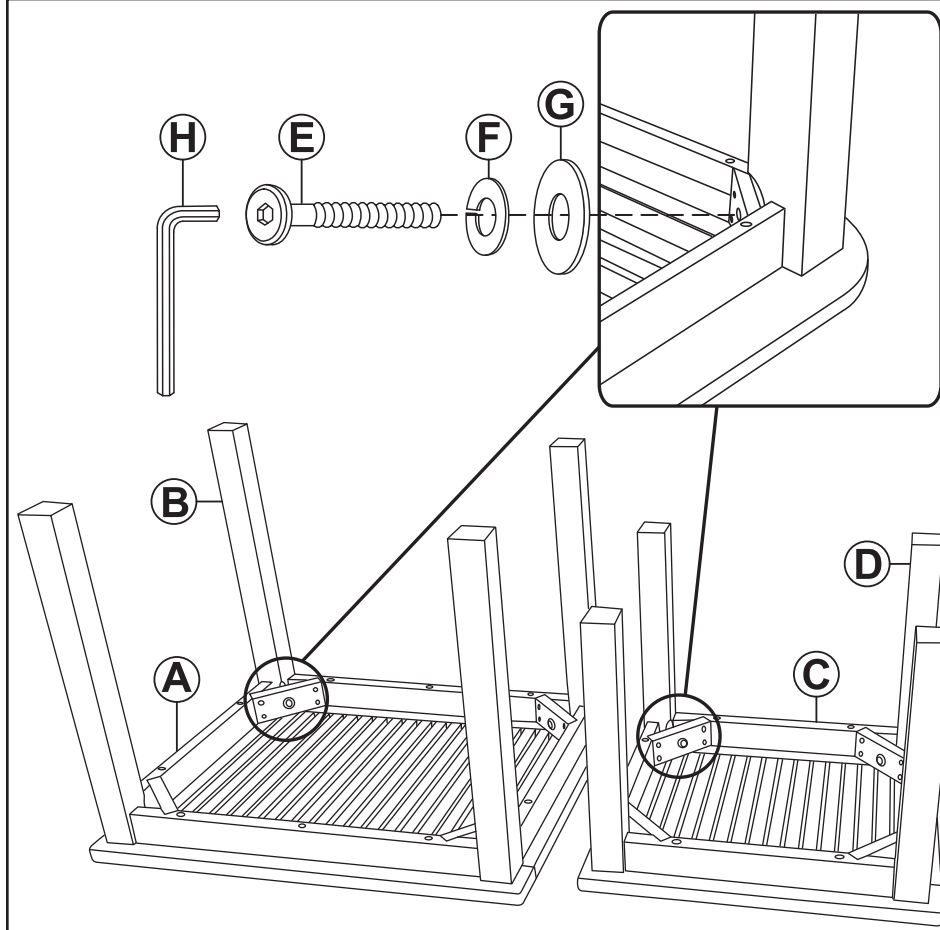
- Sunnydaze Decor advises reading this manual thoroughly and assembling the item soon after purchase. Check that all parts are accounted for and familiarize yourself with the assembly before beginning.
- Assemble components on a soft, clean surface to avoid damaging the finish.
- Save this manual for future reference and warranty purposes.

## ! WARNING CHOKING HAZARD —

This item contains small parts that can be swallowed by children. Keep children away during assembly.

No.	PARTS	QTY.
A	 Large Tabletop	1
B	 Long Leg	4
C	 Small Tabletop	1
D	 Short Leg	4
E	 Bolt	8
F	 Split Washer	8
G	 Washer	8
H	 Hex Key	1

# ASSEMBLY



## LARGE TABLE

- Fasten Leg (B) to Tabletop (A) using Bolt (E), Split Washer (F), and Washer (G), as shown.
- Repeat until all legs are installed.
- Tighten all bolts using Hex Key (H).

## SMALL TABLE

- Fasten Leg (D) to Tabletop (C) using Bolt (E), Split Washer (F), and Washer (G), as shown.
- Repeat until all legs are installed.
- Tighten all bolts using Hex Key (H).

# Care & Maintenance

**SAFE USE:** For residential use only. Only use on a flat, level surface. Do not sit or stand on the table.

**CLEANING:** Identify the direction of the woodgrain. Following the direction of the woodgrain, wipe surfaces with a soft, dry cloth. Do not use harsh chemicals or abrasive materials or a pressure washer to clean.

**COVER:** When not in use, cover furniture with a breathable cover to help protect it from the effects of sunlight, inclement weather, dust build-up, and collecting debris.

**WINTER CARE & STORAGE:** Protect this item from inclement weather, especially ice and snow. Move to a dry, indoor location. Covering while in storage is recommended to help prevent dust build-up.

**MAINTENANCE:** If left untreated, the wood may weather. A suitable wood stain or oil may need to be applied yearly.

**WARNING:** THE ONE-YEAR WARRANTY DOES NOT COVER DAMAGES OR DEFECTS CAUSED BY THE USE OF CHEMICAL TREATMENTS OR PROTECTIVE COATINGS.

## ! SAFETY STATEMENTS & WARNINGS !

- Do not sit, stand, or climb on the table.
- Inspect hardware often and tighten as necessary.
- Do not put hot items directly on or near this furniture.
- Keep furniture a safe distance from heat sources such as fire pits, patio heaters, and grills.
- Do not use a harsh chemicals, abrasive materials or a pressure washer to clean the furniture.

Any modification to the product or failure to follow recommended care will void the product warranty.

## ! WARNING:

Manufacturer and seller expressly disclaim any and all liability from personal injury, property damage or loss, whether direct or indirect, or incidental, resulting from the incorrect attachment, improper use, inadequate maintenance, or neglect of this product.