


INSTRUCTIONS FXL SERIES LED GROW LIGHTS

DIMMABLE WITH DAISY CHAIN FEATURE



WARNING: RISK OF FIRE OR ELECTRIC SHOCK
 Read and follow all safety instructions before using.
 Failure to follow instructions could result in serious injury or death.

- Do not make any alterations to the fixture, power cord, or power plug, and do not replace power plug under any circumstances.
- Receptacle on this fixture is for linking multiple lights only. Do not connect any other devices to this receptacle, as this may cause damage to the unit and create a safety hazard.
- Fixture must be installed and used in accordance with the NEC (National Electric Code) and all local codes.
- Ensure supply voltage is equal to the rated voltage of the fixture (120V-277V).
- Fixture is rated for damp and dry locations only. Do not use where directly exposed to water.
- Do not use in hazardous environments (e.g. corrosive gases, explosive gases, etc.).
- Always use included safety cable to securely attach fixture to a support capable of supporting at least 320W 11 lbs, 600W 19.4 lbs.
- Disconnect power and make sure LEDs and drivers are cool to touch before performing maintenance.

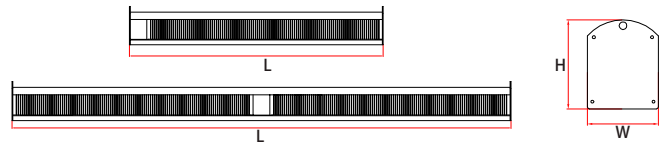


Operating Information

Electrical rating of this product is 120V-277AC
 Ambient operating temperature (-)22°F to 122°F

Electrical Parameters

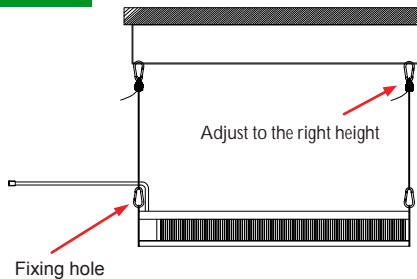
Model No.	Lamp Dimensions	Input Wattage	Input Voltage	Fixture Weight
FXL-320W	24.3"L×2.9"W×3.7"H	320W	120V-277V	11 lbs
FXL-600W	47"L×2.9"W×3.7"H	600W	120V-277V	19.4 lbs



Installation diagram

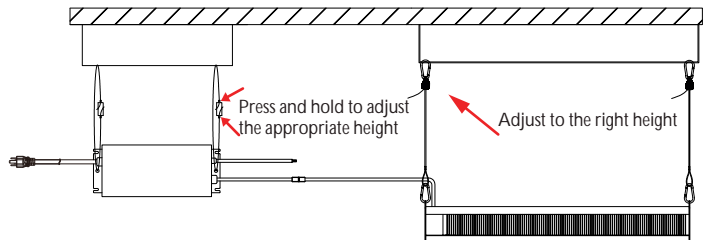
Step:1

Hang and adjust to a proper height with a sling

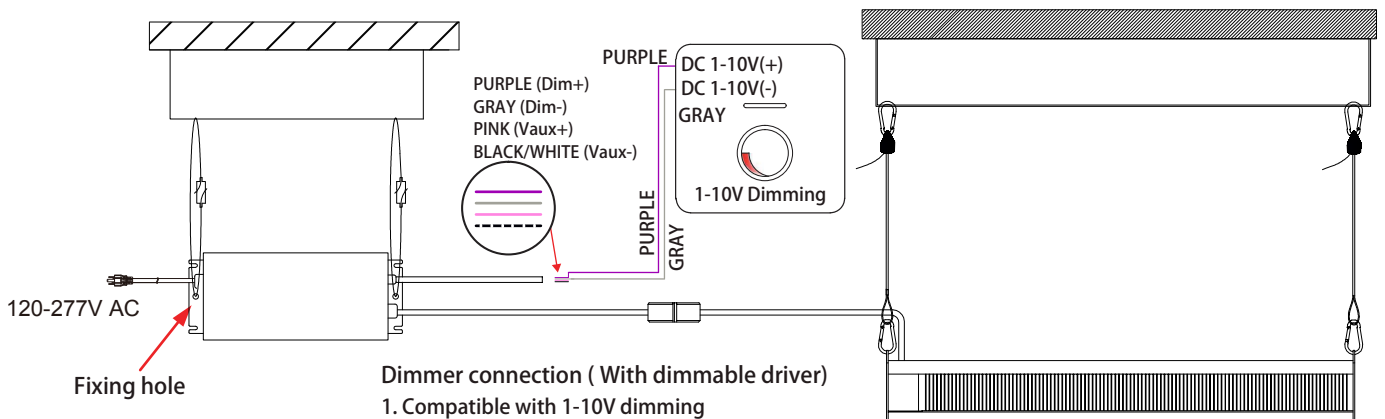


Step:2

Ensure wall or fixed object is strong enough to hold 320W 11 lbs 600W 19.4lbs, Adjust to the required height.



Step:3



Dimmer connection (With dimmable driver)

1. Compatible with 1-10V dimming
2. Connect wires as below, purple wire is D +, gray wire is D-